









| F.A.P. RTE. | SECTION | COUNTY    | TOTAL SHEETS | SHEET NO. |
|-------------|---------|-----------|--------------|-----------|
| *           | **      | JEFFERSON | 17           | 13        |

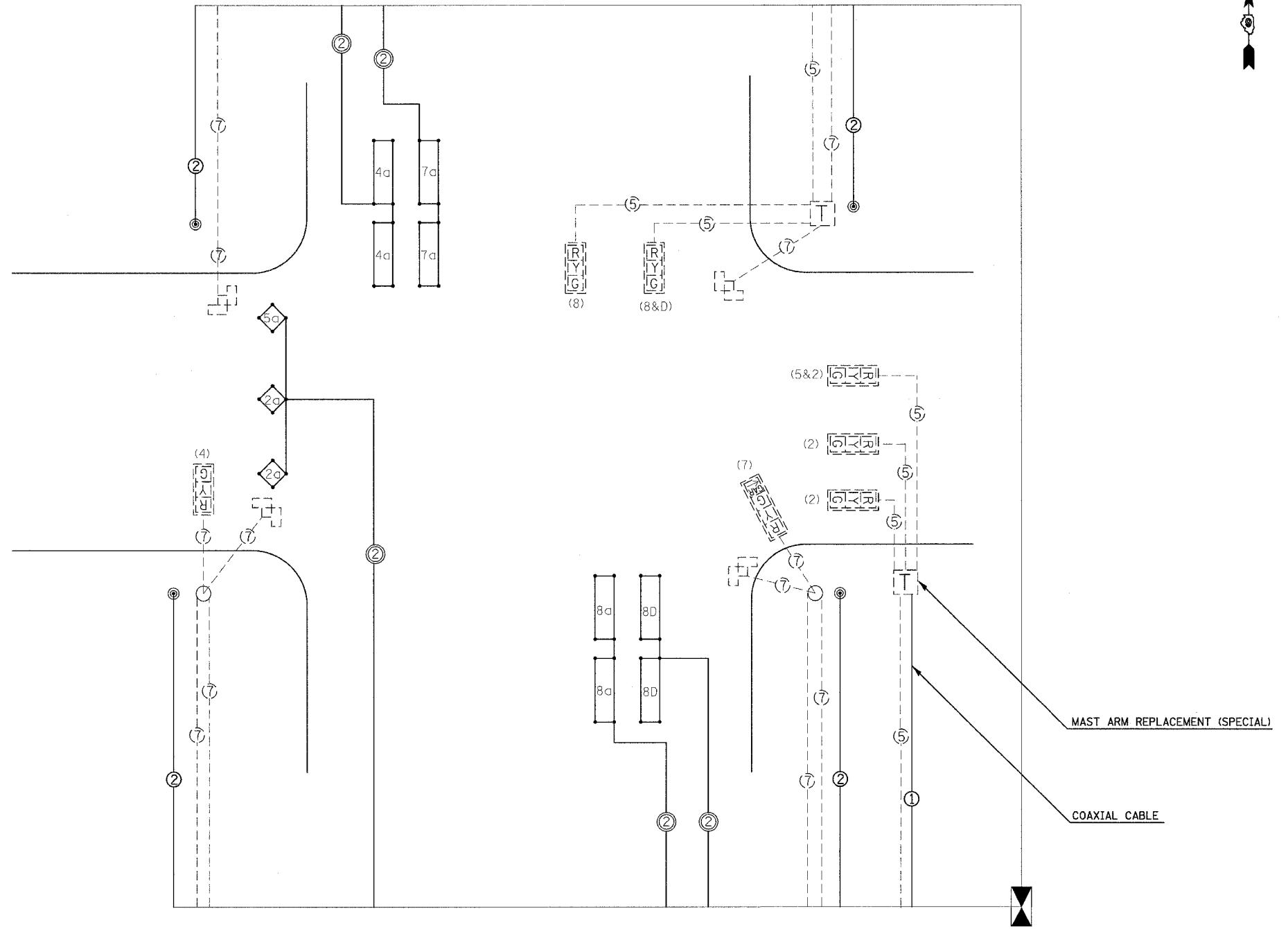
- 724/821
- (142)TS-4;(14&1)RS-3

**NOTES:**

1. ALL CABLES SHALL BE A.W.G. #14 UNLESS OTHERWISE NOTED.
2. NOT TO SCALE

**LEGEND**

-  INDICATES EX TERMINAL BLOCK ON MAST ARM POLE
-  INDICATES 6' X 20' DETECTOR LOOP WITH 2" CORE DRILLED CORNERS. NUMBER INDICATES PHASE, LOWER CASE LETTER INDICATES AMPLIFIER
-  EXISTING TRAFFIC SIGNAL CONTROLLER CABINET
-  INDICATES 2/C TWISTED, SHIELDED CABLE IN CONDUIT  
 NUMBER IN CIRCLE INDICATES NUMBER OF CONDUCTORS IN THAT CABLE
-  (3) NUMBER IN PARENTHESIS INDICATES PHASE  
 1a NUMBER INDICATES PHASE; LETTER OR LETTERS IDENTIFY AMPLIFIER
-  EX PEDESTRIAN SIGNAL HEADS
-  EX TRAFFIC SIGNAL HEADS
-  PR PEDESTRIAN PUSH BUTTON



1/24/2007  
 c:\projects\98991\98991.dwg  
 BENNETTK