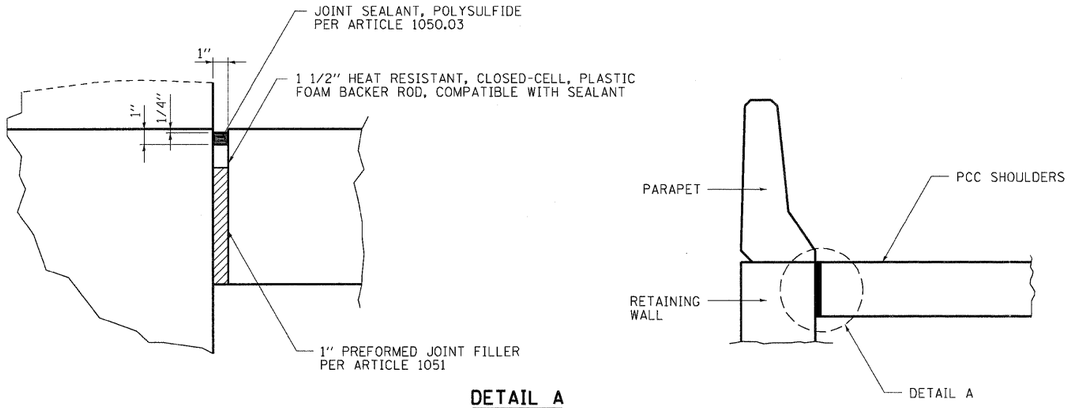

DETAIL A

SHOULDER JOINT AT RETAINING WALL DETAIL

NOTE: THE COST OF THIS WORK SHALL BE INCLUDED IN THE COST OF PCC SHOULDERS OF THE DEPTH SPECIFIED

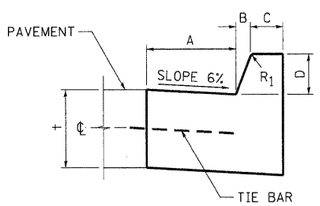

TABLE OF DIMENSIONS BARRIER CURB					
TYPE	A	B	C	D	R_1
B-15.15 (B-6.06)	150 (6)	25 (1)	150 (6)	150 (6)	25 (1)

NOTE: SEE STANDARD 606001 FOR DETAILS NOT SHOWN.

COMBINATION CONCRETE CURB & GUTTER, B-6.06

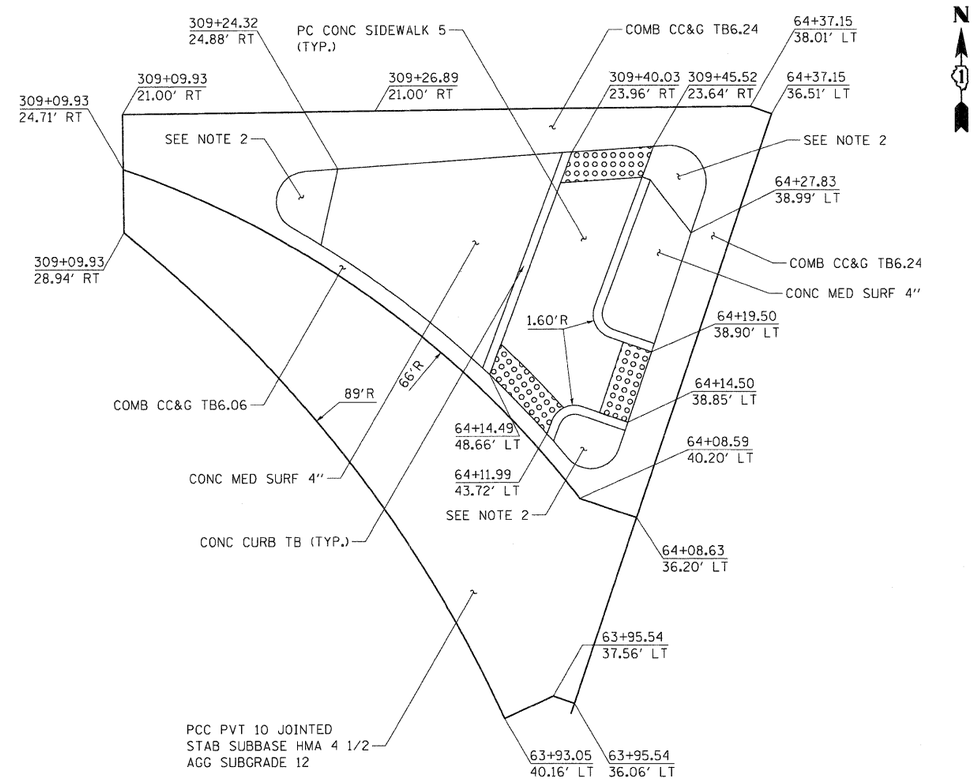

ISLAND DETAIL AT MCLEAN AND FLEETWOOD INTERSECTION

SCALE: 1"=5'

NOTES

1. SEE IDOT STANDARD 606301 FOR THE DETAILS (INTERMEDIATE ISLAND) NOT SHOWN HERE.
2. THIS PORTION OF MEDIAN SHALL BE CONSTRUCTED INTEGRAL WITH THE COMBINATION CONCRETE CURB AND GUTTER AND THE AREAS OF RAMP NOSES SHALL BE MEASURED AND PAID FOR AS CONC MED SURF 4".

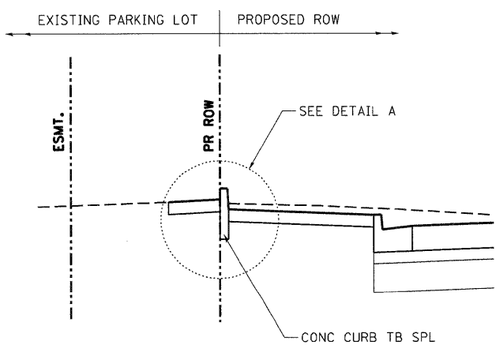

NOTE

1. TRANSITION CURB HEIGHT TO 2" OVER A ONE FOOT LENGTH AT THE BEGINNING AND ENDING OF THE CURB.

CONC CURB TB SPL

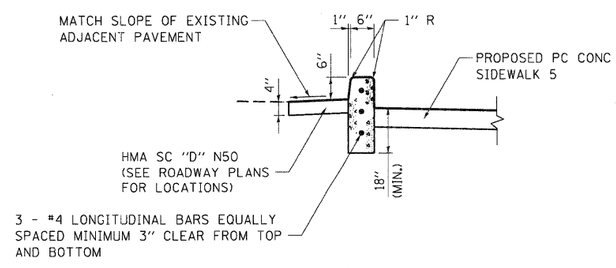

DETAIL A

FILE NAME = $FILEL$	USER NAME = $USER$	DESIGNED - MRK	REVISED -	STATE OF ILLINOIS DEPARTMENT OF TRANSPORTATION FAP ROUTE 345 / US ROUTE 20	ROADWAY DETAILS MISCELLANEOUS DETAILS				F.A.P RTE.	SECTION	COUNTY	TOTAL SHEETS	SHEET NO.
		DRAWN - JFS	REVISED -						345	8R-R	KANE	794	108
TENG & ASSOCIATES, INC. ENGINEERS/ARCHITECTS/PLANNERS CHICAGO, ILLINOIS	PLOT SCALE = $SCALE$	CHECKED - DDH	REVISED -								CONTRACT NO. 60H45		
	PLOT DATE = $DATE$	DATE - 12/16/11	REVISED -		SCALE: N.T.S.	SHEET NO. OF	STA.	TO STA.	FED. ROAD DIST. NO.	ILLINOIS	FED. AID PROJECT		

..\60H45-DESIGN\DGN\..\60H45-BORDER01.DGN
12-12-2011, 12:46:57 BAJZEKJ \\FS-R044\DMVAULT_D-TRANS.87\2282\21379-001\CIVIL\CAD\60H45\SHEET\D160H45-SHT-ROAD2ETM11.DGN