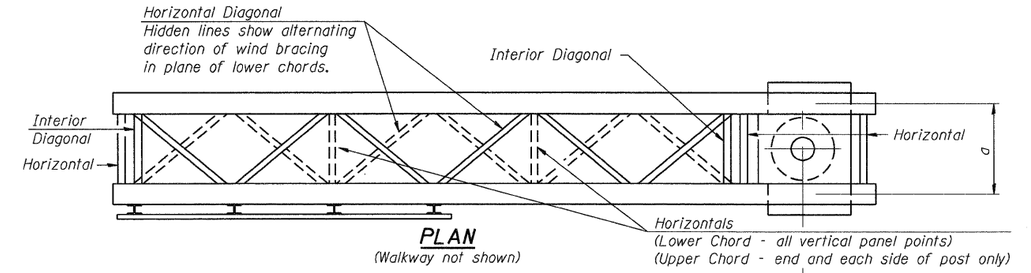

PLAN
(Walkway not shown)

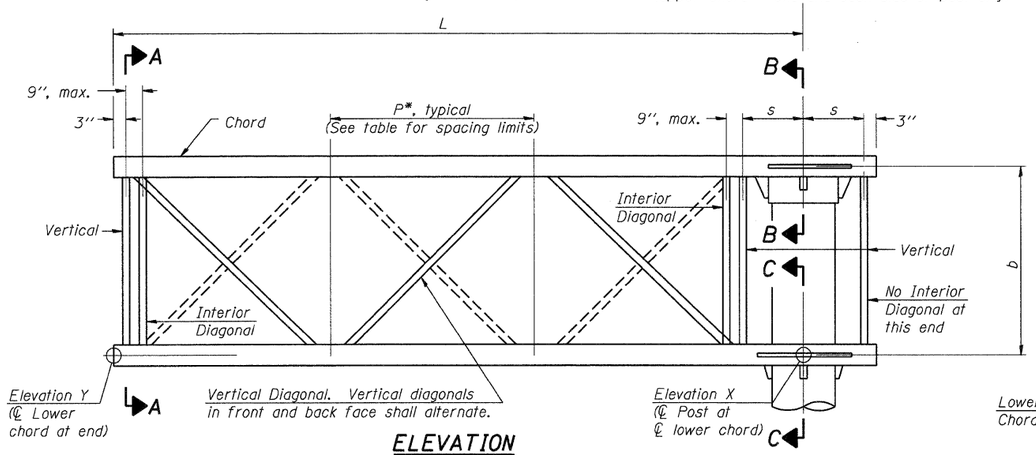

ELEVATION
(Sign and walkway omitted for clarity)

TYPICAL TRUSS UNIT

For Section B-B and Section C-C, see Base Sheet OSC-A-3.

Note:
There are twice as many horizontal diagonals as there are vertical diagonals.

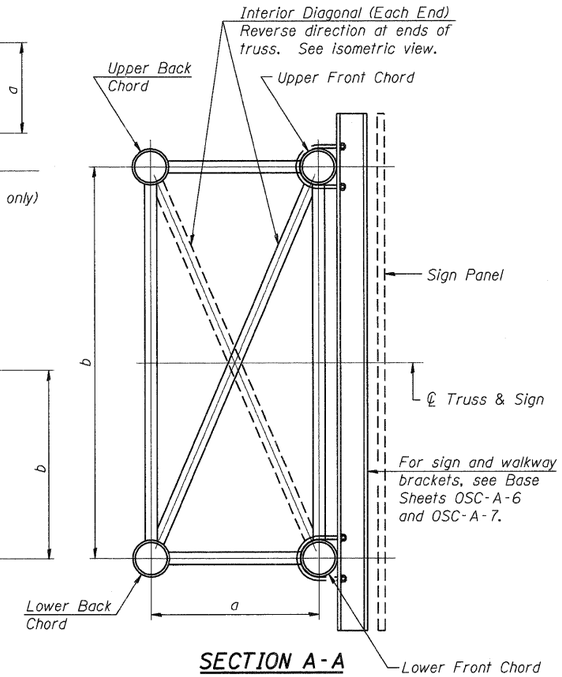

SECTION A-A

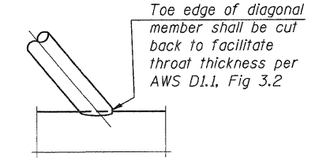

DETAIL A

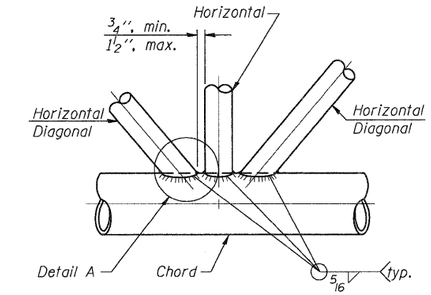

TRUSS INTERIOR JOINT DETAIL

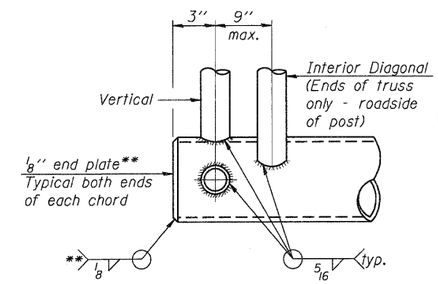

CANTILEVER END JOINT DETAIL
** Contractor may alternatively use standard aluminum drive-fit cap to close ends.

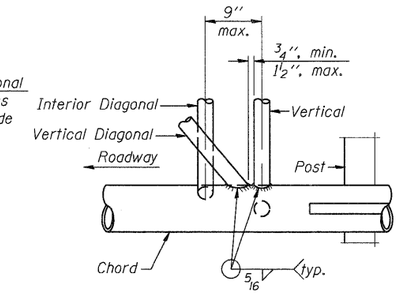

POST END JOINT DETAIL

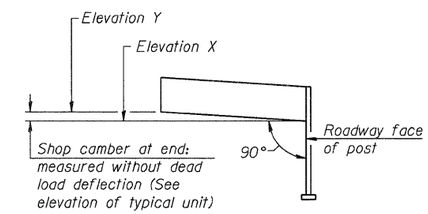

CAMBER DIAGRAM
(For Fabrication Only)

TRUSS UNIT TABLE

Truss Type	Dimension "a"	Dimension "b"	Dimension "s"	Limits for Panel Spacing (P)*	Up. & Low. Chord O.D.	Up. & Low. Chord Wall	Verticals; Horizontals; Vertical, Horizontal, and Interior Diagonals O.D.	Verticals; Horizontals; Vertical, Horizontal, and Interior Diagonals Wall
I-C-A	24"	54"	16"	36" min. to 48" max.	5"	5/16"	2 1/2"	5/16"
II-C-A	36"	66"	21"	42" min. to 54" max.	6 1/2"	5/16"	3 1/4"	5/16"
III-C-A (35' Max.)	36"	84"	21"	48" min. to 66" max.	7"	3/8"	3 1/2"	3/8"
III-C-A (>35' to 40')	36"	84"	21"	48" min. to 66" max.	8"	3/8"	3 1/2"	3/8"

$$*P = \frac{L - s - 3''}{\#\ \text{Panels}}$$

Structure Number	Station	Truss Type	Design Length (L)	Number of Panels Per Unit	Panel Length (P)*
1C045U020R015.1	83+50.00	III-C-A	32'-0"	6	5'-0"
1C045U020L015.7	113+23.91	III-C-A	40'-0"	8	4'-9"
1C045U020L015.8	122+24.46	III-C-A	36'-0"	6	5'-8"
1C045U020L016.0	135+24.28	III-C-A	33'-0"	6	5'-2"

SHOP CAMBER TABLE

Unit Length (L)	Shop Camber at End
15'	1 1/2"
16'-17'	1 3/4"
18'-20'	2"
21'-22'	2 1/4"
23'-25'	2 1/2"
26'-27'	2 3/4"
28'-30'	3"
31'-32'	3 1/4"
33'-35'	3 1/2"
36'-37'	4"
38'-40'	4 1/2"

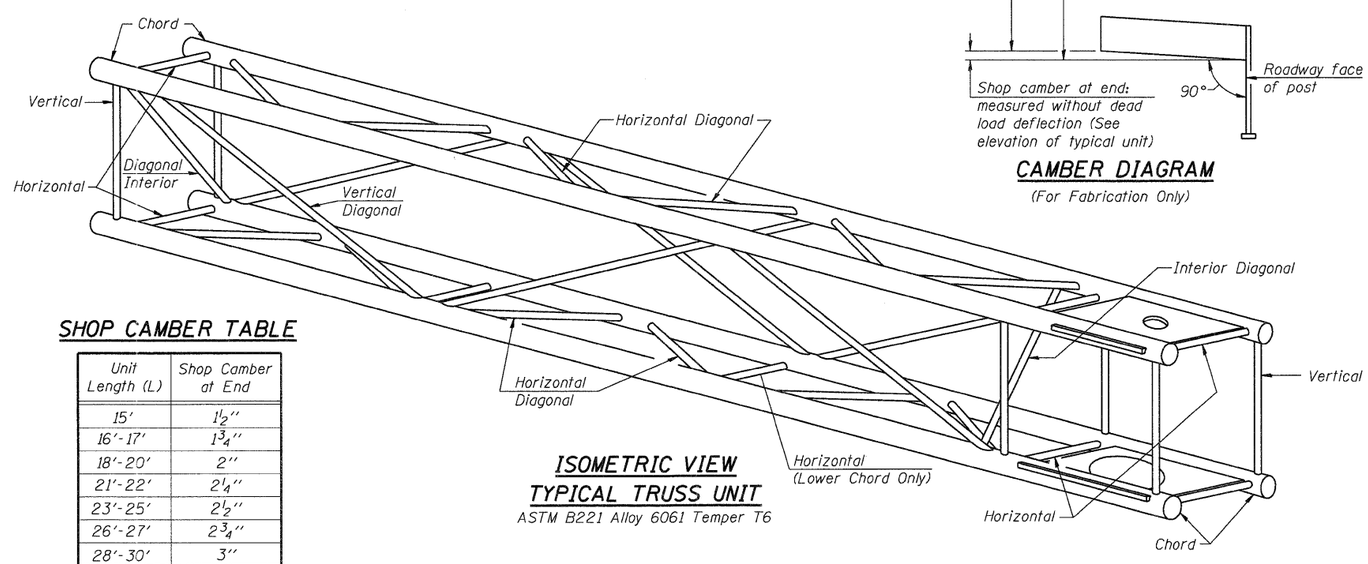

ISOMETRIC VIEW
TYPICAL TRUSS UNIT
ASTM B221 Alloy 6061 Temper T6

OSC-A-2 7-1-10

FILE NAME = $FILEL$	USER NAME = $USER$	DESIGNED - AMB	REVISED -
		DRAWN - AMB	REVISED -
	PLOT SCALE = $SCALE$	CHECKED - MDB	REVISED -
TENG TENG & ASSOCIATES, INC. ENGINEERS/ARCHITECTS/PLANNERS CHICAGO, ILLINOIS	PLOT DATE = $DATE$	DATE - 12/16/11	REVISED -

STATE OF ILLINOIS
DEPARTMENT OF TRANSPORTATION
FAP ROUTE 345 / US ROUTE 20

CANTILEVER SIGN STRUCTURES
TRUSS DETAILS
ALUMINUM TRUSS & STEEL POST

SCALE: N.T.S. | SHEET NO. SS-2 OF SS-14 | STA. | TO STA.

F.A.P RTE.	SECTION	COUNTY	TOTAL SHEETS	SHEET NO.
345	8R-R	KANE	794	359
		CONTRACT NO. 60H45		
FED. ROAD DIST. NO.	ILLINOIS	FED. AID PROJECT		

..\D160H45-BORDER01.DGN 12-12-2011, 13:20:30 BAJZEKKJ \\FS-0014\AM\VAULT\D-TRANS_07\2202\21379-001\CIVIL\CAD\60H45\SHEET\D160H45-SHT-SIGNDETU04.DGN