SIGN DETAIL
1:20



SIGN NUMBER	name
WIDTH x HGHT.	4'-0" x 5'-0"
BORDER WIDTH	0.63"
CORNER RADIUS	3"
MOUNTING	Ground
BACKGROUND	TYPE: Reflective
	COLOR: White
LEGEND/BORDER	TYPE: Reflective
	COLOR: Black/Black

SYMBOL	ROT	X	Y	WID	HT

Panel Style: regulatory.sml
Dimensions are in inches.tenths

Letter locations are panel edge to lower left corner

LETTER POSITIONS (X)

																						LENGTH	SERIESSIZE
U	S	E																					C 2000
20.6	22.7	24.7																				5.7	3
P	R	O	H	I	B	I	T	E	D														C 2000
5.8	10	14	18.5	22.8	24.7	28.8	30.3	34	37.8													35.4	6
B	Y																						C 2000
21.5	23.4																					3.8	3
M	O	T	O	R		D	R	I	V	E	N		V	E	H	I	C	L	E	S			C 2000
2.7	5.1	7.3	9	11.2	12.9	15.9	18	20.1	20.8	23	24.9	26.6	29.6	31.8	33.7	35.8	36.7	38.8	40.7	42.5	41.5		3
F	A	R	M		I	M	P	L	E	M	E	N	T	S									C 2000
8.4	10.1	12.3	14.4	16.4	19.4	20.3	22.8	24.9	26.7	28.7	31.1	33	35	36.8								30	3
P	E	D	E	S	T	R	I	A	N	S													C 2000
13.2	15.3	17.2	19.4	21.2	23.1	24.9	27	27.7	29.9	32												20.5	3
N	O	N	-	M	O	T	O	R	I	Z	E	D		T	R	A	F	F	I	C			C 2000
3.5	5.6	7.8	9.8	11.2	13.6	15.7	17.5	19.7	21.7	22.5	24.6	26.5	28.2	31.2	33	34.9	37.2	39	40.8	41.7	39.9		3
B	U	C	K	L	E		U	P	!														C 2000
4.5	8.6	12.9	17.2	21.3	25	28	34	38.4	42.7													39	6

SIGN DETAIL
1:20

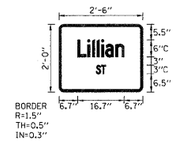

SIGN NUMBER	name
WIDTH x HGHT.	2'-6" x 2'-0"
BORDER WIDTH	0.5"
CORNER RADIUS	1.5"
MOUNTING	Ground
BACKGROUND	TYPE: Reflective
	COLOR: Green
LEGEND/BORDER	TYPE: Reflective
	COLOR: White/White

SYMBOL	ROT	X	Y	WID	HT

Panel Style:
Dimensions are in inches.tenths

Letter locations are panel edge to lower left corner

LETTER POSITIONS (X)

																						LENGTH	SERIESSIZE
L	i	l	l	i	a	n																	C 2000
6.7	10.3	11.9	13.6	15.2	16.6	20.3																16.7	64.4
S	T																						C 2000
13.3	15.2																					3.4	3

SIGN DETAIL
1:20

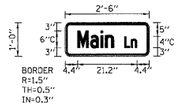

SIGN NUMBER	name
WIDTH x HGHT.	2'-6" x 1'-0"
BORDER WIDTH	0.5"
CORNER RADIUS	1.5"
MOUNTING	Ground
BACKGROUND	TYPE: Reflective
	COLOR: Green
LEGEND/BORDER	TYPE: Reflective
	COLOR: White/White

SYMBOL	ROT	X	Y	WID	HT

Panel Style:
Dimensions are in inches.tenths

Letter locations are panel edge to lower left corner

LETTER POSITIONS (X)

																						LENGTH	SERIESSIZE
M	a	i	n																				C 2000
4.4	9	12.7	14.3																			13	64.4
L	n																						C 2000
21.2	23.6																					4.4	42.9

SIGN DETAIL
1:20

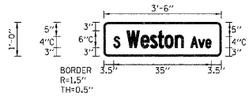

SIGN NUMBER	name
WIDTH x HGHT.	3'-6" x 1'-0"
BORDER WIDTH	0.5"
CORNER RADIUS	1.5"
MOUNTING	Ground
BACKGROUND	TYPE: Reflective
	COLOR: Green
LEGEND/BORDER	TYPE: Reflective
	COLOR: White/White

SYMBOL	ROT	X	Y	WID	HT

Panel Style:
Dimensions are in inches.tenths

Letter locations are panel edge to lower left corner

LETTER POSITIONS (X)

																						LENGTH	SERIESSIZE
S																							C 2000
3.5																						2.2	4
W	e	s	t	o	n																		C 2000
8.3	13.2	16.7	19.4	21.8	25.6																	20.4	64.4
A	v	e																					C 2000
31.1	33.9	36.5																				7.4	42.9

\\DIGHI45-BORDER01.DGN, \\DIGHI45-SIGNSPRL.DGN, \\DIGHI45-SIGNSPRL.DGN, \\DIGHI45-SIGNSPRL.DGN, \\DIGHI45-SIGNSPRL.DGN
12-12-2011, 1:32:13?
BY:ZEKKJ \\VS-9K4\AX\VOAL\D TRANS.87\2202\2137\9801\CIVIL\CAD\60H45\SHEET\DIGHI45-SHT-SIGNDETL2RLDGN

FILE NAME = $FILEL$	USER NAME = $USER$	DESIGNED - AMB	REVISED -	
		DRAWN - AMB	REVISED -	
TENG TENG & ASSOCIATES, INC. ENGINEERS/ARCHITECTS/PLANNERS CHICAGO, ILLINOIS	PLOT SCALE = $SCALE$	CHECKED - DDH	REVISED -	
	PLOT DATE = $DATE$	DATE - 12/16/11	REVISED -	

STATE OF ILLINOIS
DEPARTMENT OF TRANSPORTATION
FAP ROUTE 345 / US ROUTE 20

SIGN PANEL DETAILS IV

SCALE: N.T.S. | SHEET NO. OF | STA. TO STA.

F.A.P RTE.	SECTION	COUNTY	TOTAL SHEETS	SHEET NO.
345	8R-R	KANE	794	375
		CONTRACT NO. 60H45		
FED. ROAD DIST. NO.	ILLINOIS	FED. AID PROJECT		