




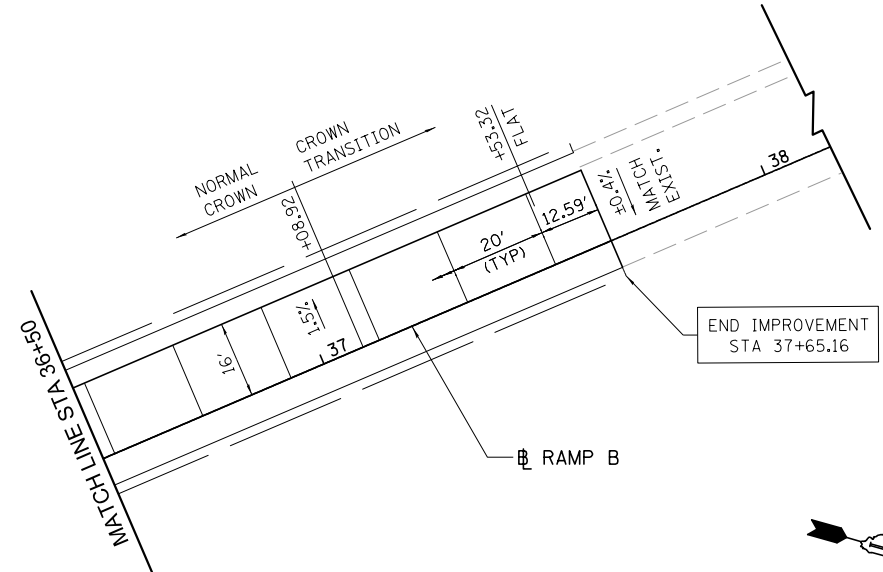


LEGEND:

-  LONGITUDINAL KEYED CONSTRUCTION JOINT PER STD. 420001 (SHALL BE INCLUDED IN THE COST OF PORTLAND CEMENT CONCRETE PAVEMENT, 11" (JOINTED))
-  LONGITUDINAL SAWED OR CONSTRUCTION JOINT PER STD. 420001 (SHALL BE INCLUDED IN THE COST OF PORTLAND CEMENT CONCRETE PAVEMENT, 11" (JOINTED))
-  SAWED TRANSVERSE CONTRACTION JOINT PER STANDARD 420001 WITH HOT POUR SEAL
-  TRANSVERSE EXPANSION JOINT PER STANDARD 420001
-  PAVEMENT SLOPE BREAKLINE



NOTES:

1. PLACE LONGITUDINAL CONSTRUCTION JOINT ALONG CURB AND GUTTERS AS SHOWN ON THE TYPICAL SECTIONS.
2. PLACE TRANSVERSE CONTRACTION JOINT AND TRANSVERSE EXPANSION JOINTS ON SHOULDERS PER STANDARD 483001. MATCH ALL CORRESPONDING JOINTS IN THE ADJACENT PAVEMENT.
3. TRANSVERSE CONTRACTION JOINTS SHALL BE ALIGNED ACROSS SOLID BARRIER MEDIANS AND AT 10' MAXIMUM INTERVALS PER STD. SPEC. 606.09, FOR TYPE P SURFACE MEDIANS.

BOWMAN, BARRETT & ASSOCIATES INC.
 CONSULTING ENGINEERS
 Chicago, Illinois
 312.228.0100
 www.bbandainc.com

FILE NAME = \$FILES\$	USER NAME = default	DESIGNED - JDC	REVISED -
		DRAWN - JDC	REVISED -
	PLOT SCALE = \$SCALE\$	CHECKED - RGR	REVISED -
	PLOT DATE = 3/9/2012	DATE - 03/09/2012	REVISED -

STATE OF ILLINOIS
 DEPARTMENT OF TRANSPORTATION

RAMP B JOINTING PLAN

SCALE: 1" = 20' SHEET NO. 5 OF 5 SHEETS STA. 30+50.00 TO STA. 37+65.16

F.A. RTE.	SECTION	COUNTY	TOTAL SHEETS	SHEET NO.
94	49-1(HB & HB-1)R	LAKE	225	67
CONTRACT NO. 60L76				
ILLINOIS FED. AID PROJECT				

S:\1101\95\CADD\60L76_Russell Rdwy\60L76_Sheets\0160L76-ah-r-jointing95.dgn