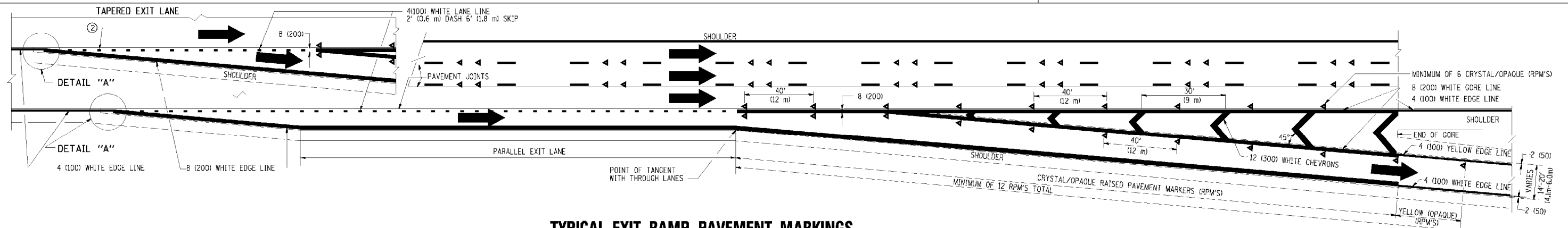


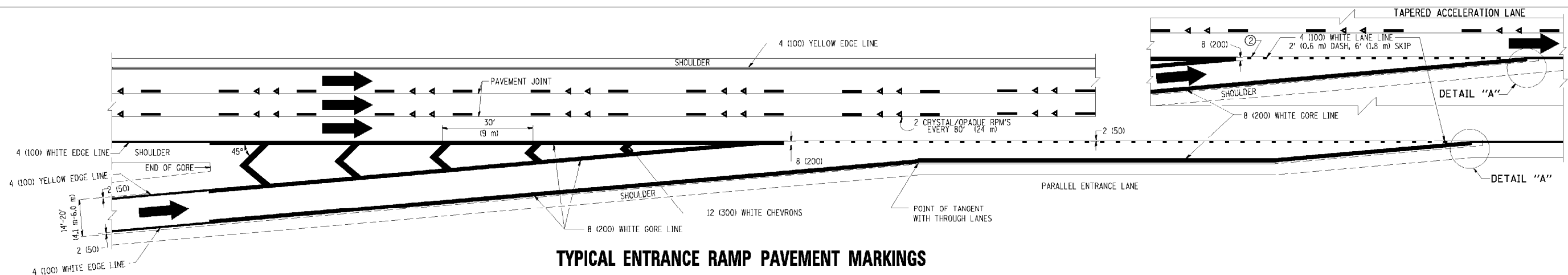
TYPICAL EDGE LINES & LANE LINES

PAVEMENT MARKING MATERIALS

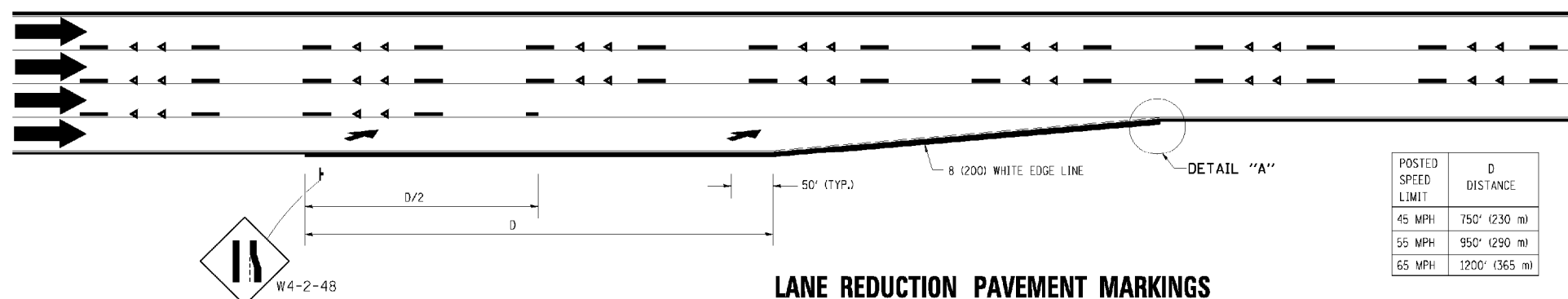
1. THERMO PLASTIC PAVEMENT MARKING LINE SHALL BE USED FOR THE EDGE LINES, GORE LINES, AND DIAGONAL LINES ON BITUMINOUS PAVEMENT ONLY.
2. PREFORMED PLASTIC TYPE B PAVEMENT MARKING LINE SHALL BE USED FOR ALL LANE LINES ON BITUMINOUS PAVEMENT.
3. POLYUREA PAVEMENT MARKING SHALL BE USED FOR ALL MARKINGS ON PCC.



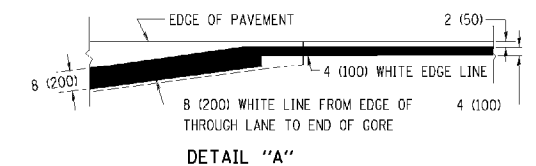
TYPICAL EXIT RAMP PAVEMENT MARKINGS



TYPICAL ENTRANCE RAMP PAVEMENT MARKINGS



LANE REDUCTION PAVEMENT MARKINGS



NOTES:

- ① THE DIAGONAL LINES SHALL BE SPACED AT 40' (12 m) C-C ACROSS ALL STRUCTURES WHICH ARE 500' (150 m) OR LESS IN LENGTH. THE DIAGONAL LINES ARE NOT REQUIRED ON SHOULDERS WHICH ARE 6' (1.8 m) OR LESS IN WIDTH.
- ② 4" (2' DASH, 6' SKIP) MARKING ON TAPERED ENTRANCE AND EXIT RAMP SHALL BE OMITTED ON TANGENT SECTIONS.

FILE NAME =
 c:\pwwork\PMIDOT\LEISA\d8108315\to12.dgn

USER NAME = leusa
 PLOT SCALE = 5/8" = 1' / IN.
 PLOT DATE = 1/22/2010

DESIGNED - D.W.S.
 DRAWN -
 CHECKED -
 DATE - 01-90

REVISED - D.W.S. 07-96
 REVISED - J.A.F. 02-06
 REVISED - S.P.B. 01-07
 REVISED - S.P.B. 01-10

**STATE OF ILLINOIS
 DEPARTMENT OF TRANSPORTATION**

**MULTI-LANE FREEWAY
 PAVEMENT MARKING DETAILS**
 SCALE: NONE SHEET NO. 1 OF 2 SHEETS STA. TO STA.

F.A. RTE.	SECTION	COUNTY	TOTAL SHEETS	SHEET NO.
80	2011-046-L	WILL	106	87
TC-12			CONTRACT NO. 60P56	
FED. ROAD DIST. NO. 1 ILLINOIS FED. AID PROJECT				