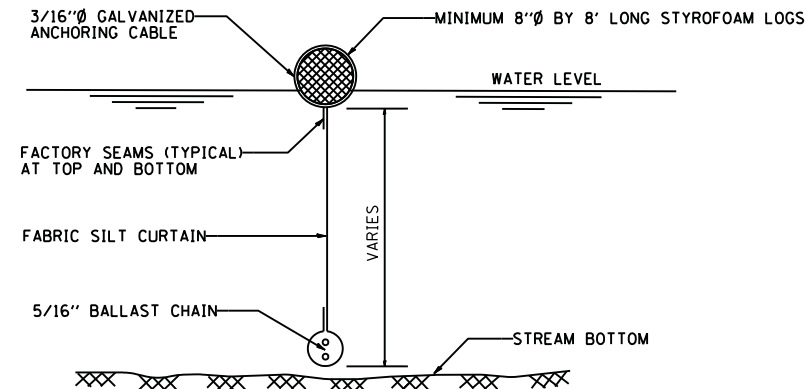


ELEVATION



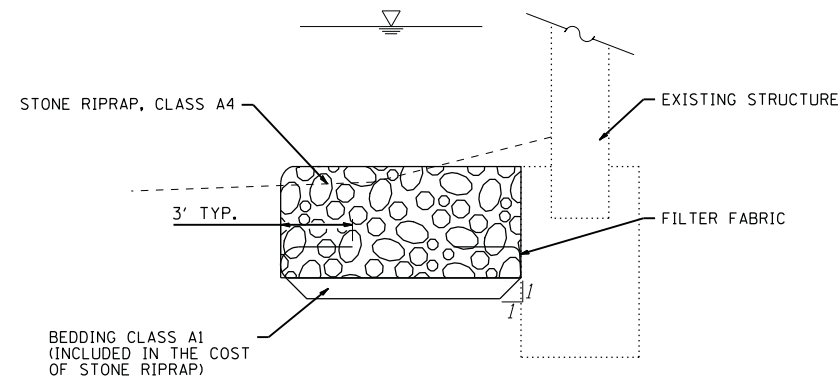
SECTION A-A

FLOTATION BOOM

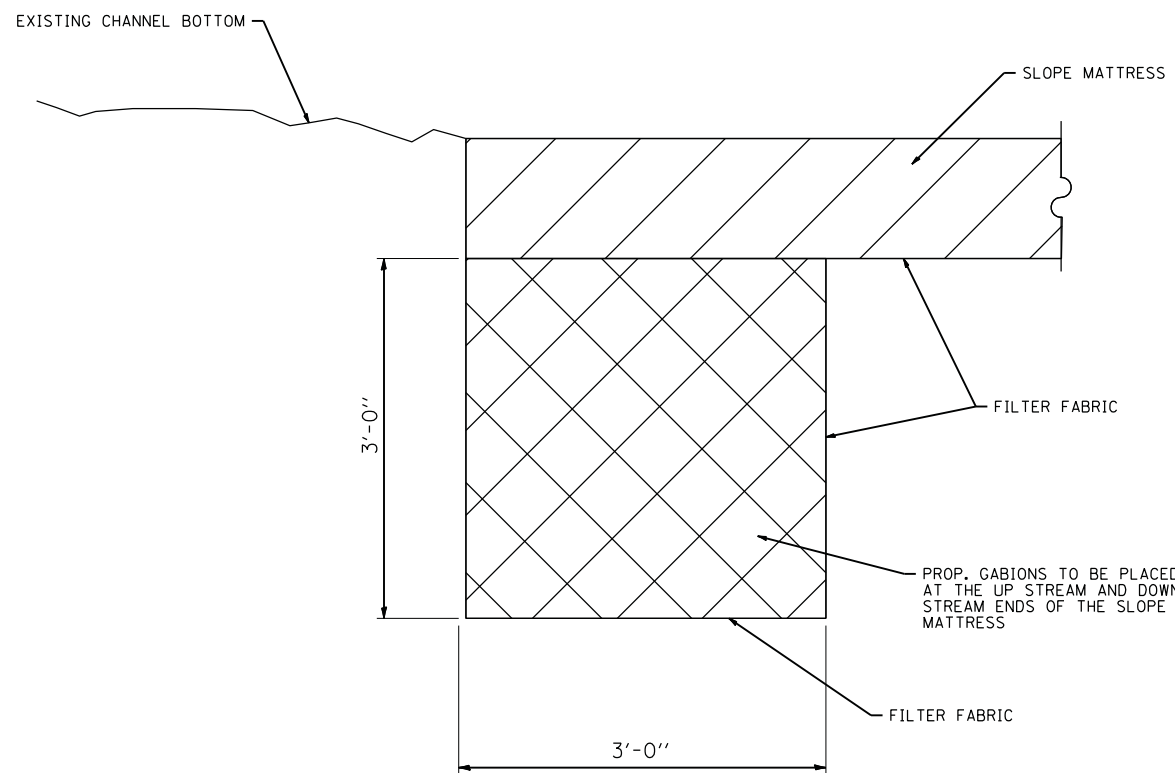
NOTES:

1. FLOTATION BOOM SHALL BE ANCHORED TO PREVENT DRIFT SHOREWARD OR DOWNSTREAM. ANCHORAGES SHALL BE INSTALLED ON BOTH SHORE AND STREAM SIDE.
2. SHORE ANCHORS SHALL CONSIST OF A POST WITH DEADMAN OR APPROVED EQUAL. STREAM ANCHORS SHALL BE SUFFICIENT SIZE TO STABILIZE THE BARRIER WITH NUMBER AND SPACING DEPENDENT ON WATERWAY VELOCITIES.
3. FABRIC SECTIONS SHALL BE CONNECTED END TO END WITH MINIMUM 5/8" DIAMETER POLYPROPYLENE ROPE
4. DESIGN OF BOOM AND ANCHORAGE SHALL BE IN ACCORDANCE WITH MANUFACTURER'S RECOMMENDATIONS. BOTTOM OF BOOM SHALL REACH BOTTOM OF WATERWAY USING ONE OR TWO VERTICAL SECTIONS AS REQUIRED.
5. MAINTENANCE SHALL BE PERFORMED AS NEEDED. CONTRACTOR SHALL REMOVE THE BOOM AT COMPLETION OF WORK IN A MANNER THAT WILL PREVENT SILTATION OF THE WATERWAY.

APPLICATION: FLOTATION BOOMS TO BE USED TO CONTROL EROSION, TURBIDITY AND DEBRIS WHEN WORKING IN WATERWAYS.



FILTER FABRIC/ RIPRAP DETAIL



MATTRESS ANCHORING DETAIL

COMPANY NAME: #COMPANY_NAME/ HRGreen.com
 PROJECT CONTACT: #PROJECT_CONTACT/ Illinois Professional Design Firm
 DATE PLOTTED: 2/15/2012 4:37:25 PM
 FILE NAME: 86100196.03-dwt-05.dgn
 PLOT DRIVER: pdfcut
 PEN TABLE: standard-trans.tbl



USER NAME = JGuerr	DESIGNED -	REVISED -
	DRAWN -	REVISED -
PLOT SCALE = N/A	CHECKED -	REVISED -
PLOT DATE = 2/15/2012	DATE - 2/15/12	REVISED -

STATE OF ILLINOIS
DEPARTMENT OF TRANSPORTATION

DETAILS

SCALE: N/A SHEET NO. 5 OF 5 SHEETS STA. TO STA.

F.A. RTE.	SECTION	COUNTY	TOTAL SHEETS	SHEET NO.
VAR.	2011-212-1	COOK	18	18
CONTRACT NO.			60R54	
FED. ROAD DIST. NO. ILLINOIS FED. AID PROJECT				