ROUTE NO.	SEC.	COUNTY	TOTAL SHEETS	SHEET NO.
	1118-1 -TR	KANE	10	9
ROAD DIST.	BIG ROCK			

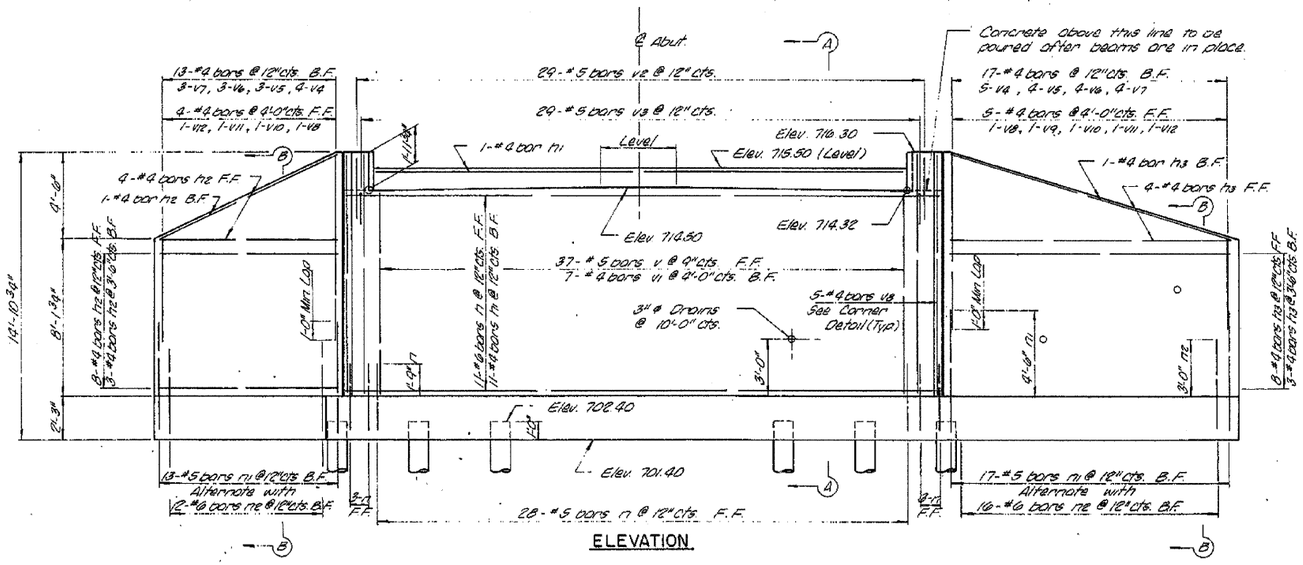

ELEVATION

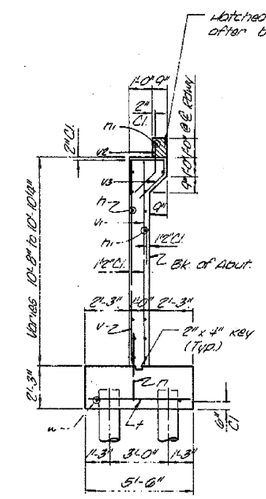

SECTION A-A

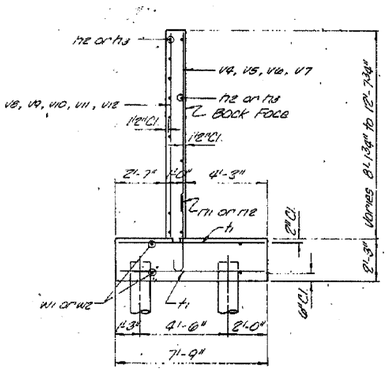

SECTION B-B

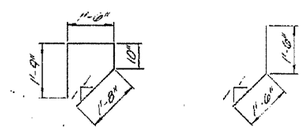

BAR v3

BAR v2

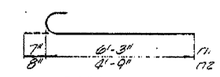

BARS n1 & n2

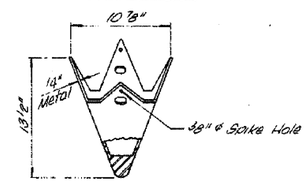

METAL SHOES

PILE DATA

Type ---------- Untreated Timber
No. Req'd. (2 Abuts.) ---- 58 *
Est. Length ---------- 16 Feet / Pile
Min. Capacity ---------- 17 Tons / Pile
* Includes one test pile to be driven in a permanent location at the west abutment.

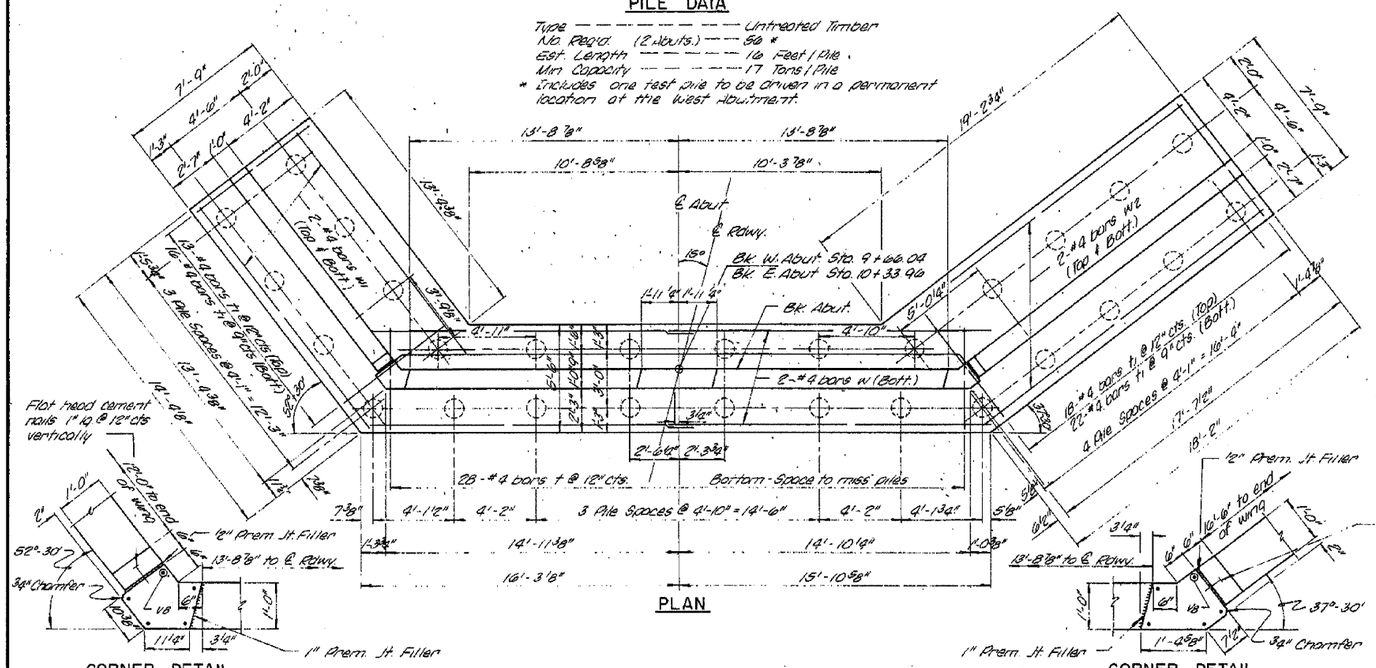

PLAN

CORNER DETAIL

CORNER DETAIL

BILL OF MATERIAL - 2 ABUTS.

BAR	NO.	SIZE	LENGTH	SHAPE
n	88	#5	28'-6"	
n1	28	#4	28'-6"	
n2	32	#4	19'-3"	
n3	32	#4	16'-9"	
n	88	#5	31'-6"	
n1	60	#5	21'-10"	C
n2	56	#6	51'-8"	C
t	56	#4	21'-3"	
t1	138	#4	7'-8"	
v	72	#5	10'-7"	
v1	14	#4	10'-7"	
v2	58	#5	31'-0"	J
v3	58	#5	31'-0"	J
v4	18	#6	21'-0"	
v5	18	#6	21'-7"	
v6	18	#6	21'-6"	
v7	18	#6	21'-5"	
v8	20	#4	12'-6"	
v9	2	#4	11'-5"	
v10	2	#4	10'-4"	
v11	2	#4	9'-3"	
v12	2	#4	8'-1"	
w	8	#4	18'-6"	
w1	2	#4	10'-2"	
w2	2	#4	18'-0"	
Class X Concrete			Cu. Yd.	116.8
Reinforcement Bars			Pound	6,350
Structure Excavation			Cu. Yd.	350
Metal Shoes			Each	85
Untreated Piles			L.F.	880
Test Piles Timber			Each	1

ABUTMENTS
SECTION III B-1- TR
BIG ROCK ROAD DISTRICT
KANE COUNTY.
STATION 10+00

COLLINS AND RICE
CONSULTING ENGINEERS

DESIGNED F.S. CHECKED M.B.
DRAWN J.F. DATE 1-18-74 NO. 877

FILE NAME = 100031-sht-bridge.dgn	USER NAME =	DESIGNED - D.W.T.	REVISED -	STATE OF ILLINOIS DEPARTMENT OF TRANSPORTATION	EXISTING BRIDGE PLANS STRUCTURE NO. 045-3104
HAMPTON, LENZINI AND RENWICK, INC. 3085 STEVENSON DRIVE, SUITE 201 SPRINGFIELD, ILLINOIS 62703		CHECKED - A.S.L.	REVISED -		
ILLINOIS PROFESSIONAL DESIGN FIRM LS / PE / SE CORP. 184.000859	PLOT SCALE =	DRAWN - D.A.B.	REVISED -		SHEET NO. 14 OF 15 SHEETS
	PLOT DATE = 2/2/2012	CHECKED - S.W.M.	REVISED -		

T.R.	SECTION	COUNTY	TOTAL SHEETS	SHEET NO.
193	07-03011-01-BR	KANE	29	23
HINCKLEY ROAD		CONTRACT NO. 63699		
	ILLINOIS	FED. AID PROJECT BROS-0089(138)		