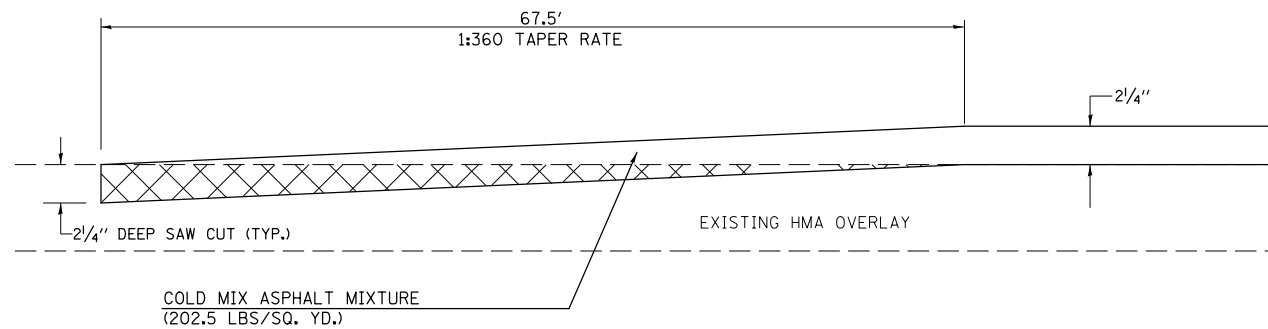


BUTT JOINT DETAIL FOR BEGINNING AND END OF PROJECT

& NEAR S.N. 010-0244



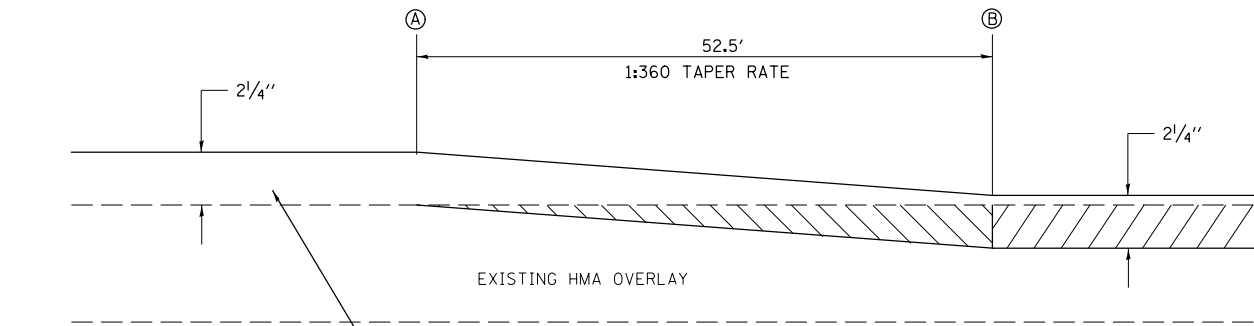
HMA SURFACE REMOVAL - BUTT JOINT

STATION	TO	STATION
216+81.50		217+49.00
332+23.50		332+91.00
333+63.00		334+30.50
372+12.50		372+80.00

HOT-MIX ASPHALT SURFACE REMOVAL - BUTT JOINT
NOTE:

SAW CUT IS INCLUDED IN THE COST OF HMA SURFACE REMOVAL - BUTT JOINT

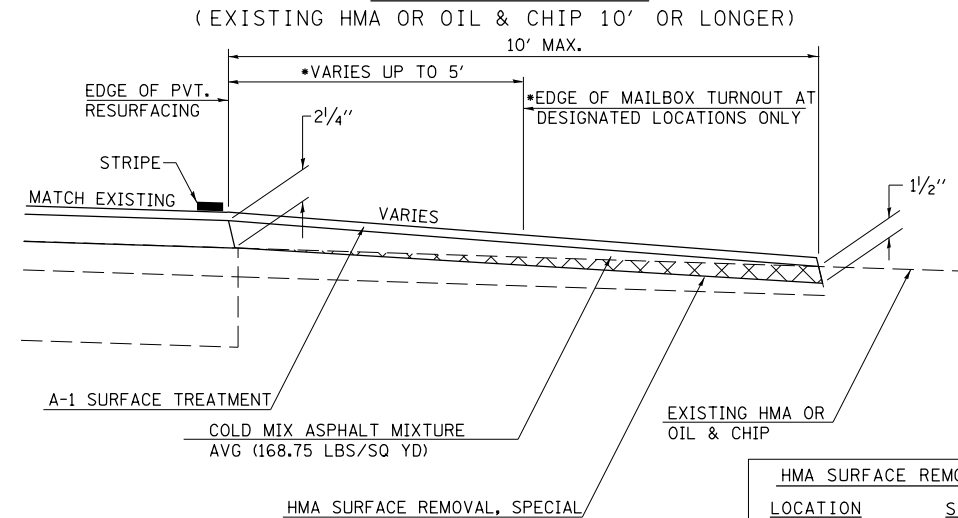
RESURFACING TRANSITION DETAIL FOR FAS 522 (SIDNEY-LONGVIEW RD.)



STATION	TO	STATION
(A) 268+51.50		(B) 269+04.00
(B) 272+42.00		(A) 272+94.50
(A) 278+32.50		(B) 278+85.00
(B) 284+93.00		(A) 285+45.50
(A) 297+57.50		(B) 298+10.00
(B) 302+30.00		(A) 302+82.50
(A) 310+54.50		(B) 311+07.00
(B) 317+94.00		(A) 318+46.50

HMA SURFACE REMOVAL, VARIABLE DEPTH (0 TO 1 3/4")
AREA PAID FOR AS
 HMA SURFACE REMOVAL, 1 3/4"
 HMA SURFACE REMOVAL, 1 3/4"

BUTT JOINT DETAIL FOR PRIVATE ENTRANCE, FIELD ENTRANCE, OR SIDEROAD



HMA SURFACE REMOVAL, SPECIAL	
LOCATION	STATION
P. E	239+86.10 RT
F. E	245+56.80 RT
F. E.	245+56.80 LT
*P. E.	257+39.70 RT
SIDEROAD	267+72.84 LT
SIDEROAD	267+75.68 RT
SIDEROAD	320+54.02 LT
SIDEROAD	320+57.19 RT
*P. E.	323+36.60 RT
P. E.	335+47.90 LT
P. E.	340+93.60 RT

NOTES: THE INTENT IS TO RESURFACE THE EXISTING CONFIGURATION OF THE ENTRANCES AND SIDEROADS TO A MAXIMUM OF 10' FROM THE EDGE OF PAVEMENT. EXISTING SIDEROADS SHOULD BE RESURFACED TO MAINTAIN THEIR CURRENT RADII.

*THESE DESIGNATED LOCATIONS HAVE AN EXISTING HMA COMBINATION P.E./MAILBOX TURNOUT. WHERE THE EXISTING MAILBOX TURNOUT IS HMA, MILL AND RESURFACE SIMILAR TO THE ADJACENT PE PORTION AS SHOWN ABOVE. WHERE THE EXISTING MAILBOX TURNOUT PORTION IS AGGREGATE, PLACE AGGREGATE TO MATCH THE THICKNESS AND SLOPE OF THE ADJACENT PE PORTION SHOWN ABOVE.

GENERAL NOTES

1. THE EXISTING SURFACE SHALL BE PREPARED IN ACCORDANCE WITH SECTION 408 OF THE STANDARD SPECIFICATIONS.
2. ANY NECESSARY WORK BEHIND THE HMA SHOULDER OR THE INCIDENTAL HMA SURFACING SHALL BE AS SHOWN IN THE PLANS AND/OR AS DIRECTED BY THE ENGINEER.
3. EXISTING FIELD ENTRANCES OF AGGREGATE OR EARTH WITH NO HMA APRON SHALL NOT RECEIVE A NEW HMA APRON WITHOUT PROPER APPROVAL THROUGH THE BUREAU OF OPERATIONS "POLICY ON PERMITS FOR ACCESS DRIVEWAYS TO STATE HIGHWAYS".
4. TO ASSURE APPROPRIATE ACCESS POLICIES ARE FOLLOWED ALL NEW ACCESS SHALL BE APPLIED FOR THROUGH THE BUREAU OF OPERATIONS PERMIT APPLICATION PROCESS. PLAN PREPARATION MEMORANDUMS 40-09 AND 40-11 ALONG WITH DISTRICT CONSTRUCTION MEMORANDUM 03/14 DISCUSS THIS PROCEDURE.
5. PROPOSED SIDEROAD GRADES SHALL BE AS DIRECTED BY THE ENGINEER.
6. AGGREGATE WEDGE SHOULDERS, TYPE B WILL BE WRAPPED AROUND THE SIDEROAD RETURNS. TAPER WIDTH FROM 3' ALONG MAINLINE TO 2' AT BACK OF RETURN.

FILE NAME =	USER NAME = dawsonkb	DESIGNED -	REVISED -
et:\pw\work\p\dot\dawsonkb\0288686\0570930-sh-t-details.dgn		DRAWN -	REVISED -
		CHECKED -	REVISED -
		DATE -	REVISED -

**STATE OF ILLINOIS
DEPARTMENT OF TRANSPORTATION**

BUTT JOINT & RESURFACING TRANSITION DETAILS

SCALE: _____ SHEET _____ OF _____ SHEETS STA. _____ TO STA. _____

F.A.S. RTE.	SECTION	COUNTY	TOTAL SHEETS	SHEET NO.
522	(4)RS	Champaign	23	17
			CONTRACT NO. 70930	
ILLINOIS FED. AID PROJECT				