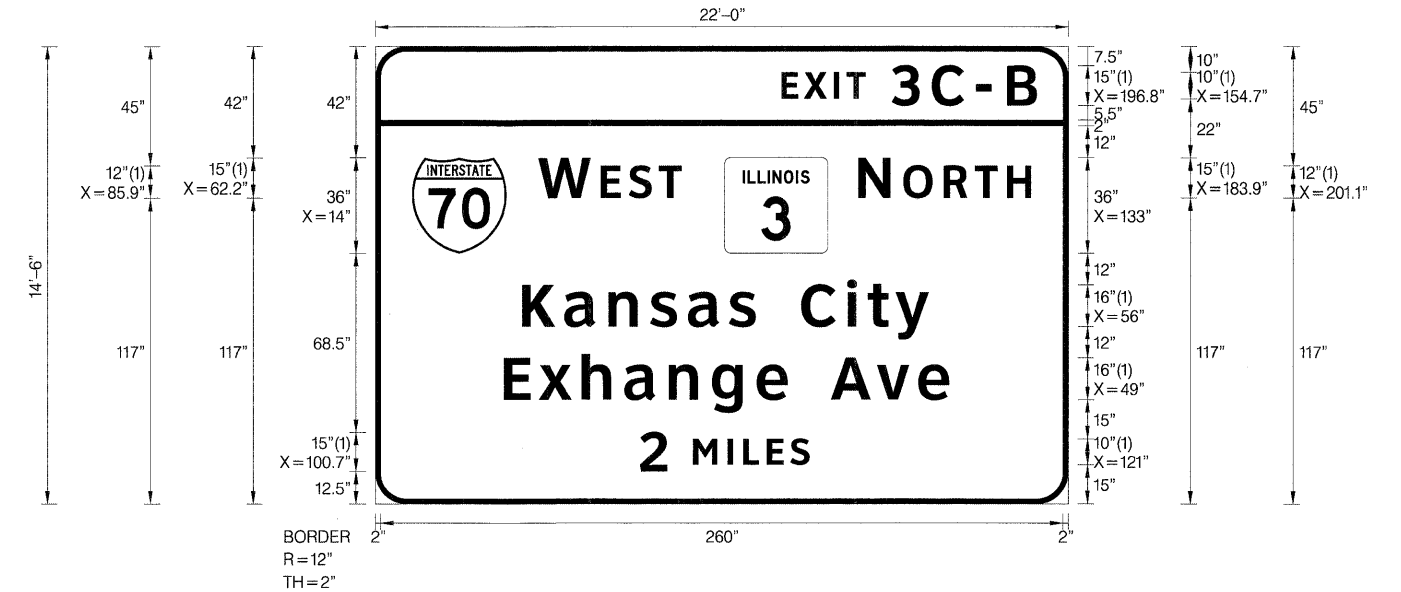
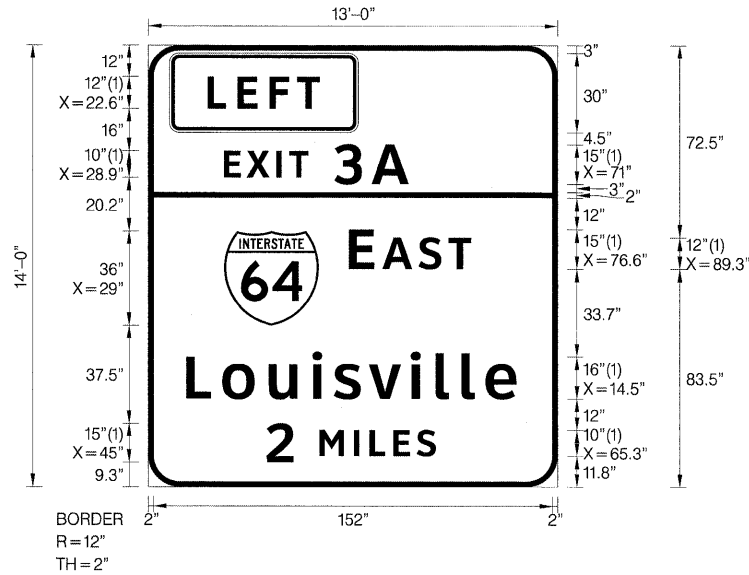
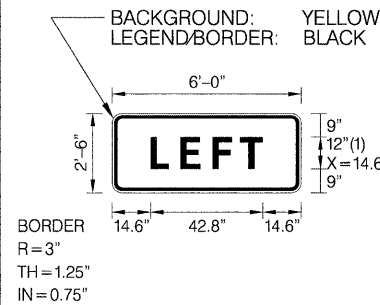


SIGN PANEL 53
 SB I-55 MILE MARKER 5.0
 N 14,049,967.71 E 2,464,175.21
 STR 8S0821055L005.0

SIGN PANEL 54
 SB I-55 MILE MARKER 5.0
 N 14,049,967.71 E 2,464,175.21
 STR 8S0821055L005.0



SIGN NUMBER	Sign Panel 53
WIDTH x HGHT.	13'-0" x 14'-0"
BORDER WIDTH	2"
CORNER RADIUS	12"
MOUNTING	Overhead
BACKGROUND	TYPE: ZZ Retro Reflective COLOR: Green
LEGEND/BORDER	TYPE: ZZ Retro Reflective COLOR: White/White

SYMBOL	ROT	X	Y	WID	HT
M1_1	0	29	61.8	36	36

SIGN NUMBER	Sign Panel 54
WIDTH x HGHT.	22'-0" x 14'-6"
BORDER WIDTH	2"
CORNER RADIUS	12"
MOUNTING	Overhead
BACKGROUND	TYPE: ZZ Retro Reflective COLOR: Green
LEGEND/BORDER	TYPE: ZZ Retro Reflective COLOR: White/White

SYMBOL	ROT	X	Y	WID	HT
M1_1	0	14	96	36	36
M1-100	0	133	96	39.3	36

LETTER POSITIONS (X)											LENGTH	SERIES/SIZE
E	X	I	T	3	A							ClearviewHwy-5-W
28.9	37.5	48.8	53.8	71	85.1							70.3 10,15
E	A	S	T									ClearviewHwy-5-W
76.6	89.3	103	114.4									46.5 15,12
L	o	u	i	s	v	i	l	l	e			ClearviewHwy-5-W
14.5	28.2	45.9	62.5	70.7	84.1	100.1	109.5	119.3	128.5			125.7 1613
2	M	I	L	E	S							ClearviewHwy-5-W
45	65.3	78.4	84.3	93.4	102.3							64.6 15,10

LETTER POSITIONS (X)											LENGTH	SERIES/SIZE
E	X	I	T	3	C	-	B					ClearviewHwy-5-W
154.7	163.3	174.6	179.6	196.8	212	228.8	240.6					97.3 10,15
W	E	S	T									ClearviewHwy-5-W
62.2	85.9	96.6	108									54.5 15,12
N	O	R	T	H								ClearviewHwy-5-W
183.9	201.1	216.5	228.4	240.6								65.9 15,12
K	a	n	s	a	s		C	i	t	y		ClearviewHwy-5-W
56	71.9	88.9	104.7	119.1	134.7	144.9	162.3	179.7	187.6	198.3		154.7 1613
E	x	h	a	n	g	e		A	v	e		ClearviewHwy-5-W
49	62.4	78.7	94.9	111.8	128.3	145.3	157.1	173.6	191.2	206.8		169.5 1613
2	M	I	L	E	S							ClearviewHwy-5-W
100.8	121.1	134.2	140.2	149.2	158.2							64.6 15,10