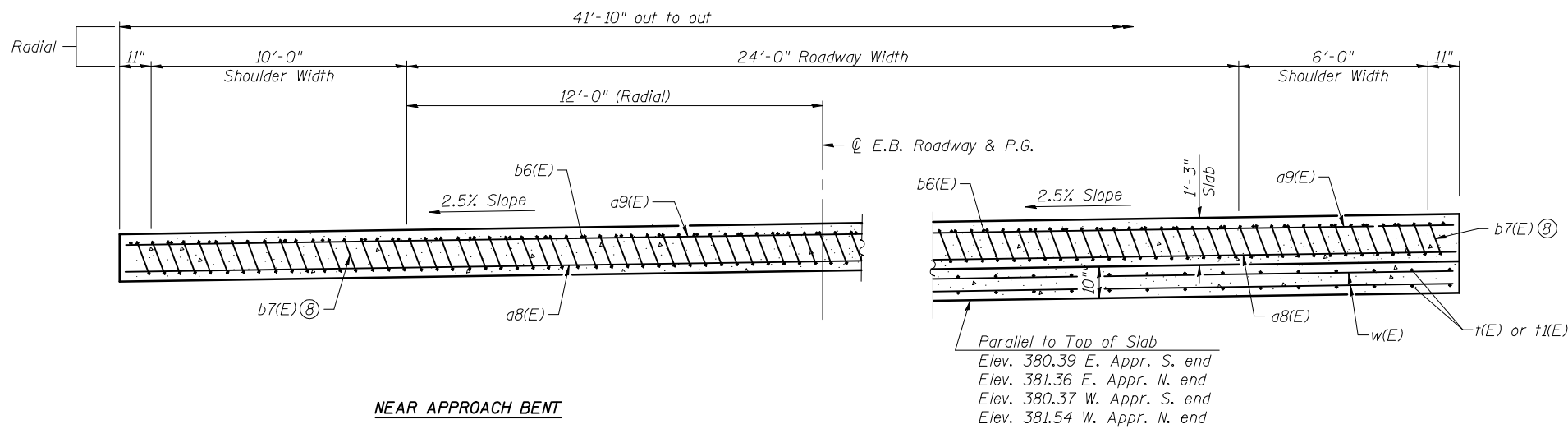


- Notes:
- ① 1/4" x 3/4" formed joint with concrete joint sealer without the backer rod (full width). Cost included with Concrete Superstructure.
 - ② Approach slab shall be paid for as Concrete Superstructure.
 - ③ Approach footing concrete shall be paid for as Concrete Structures.
 - ④ Reinforcement shall be paid for as Reinforcement Bars, Epoxy Coated.
 - ⑤ For v(E) bar details, see sheets 31 and 32 of 53.
 - ⑥ The approach footing maximum applied service bearing pressure (Qmax) = 2.0 ksf.
 - ⑦ Cost of excavation for approach footing included with Concrete Structures.
 - ⑧ Tilt #9 b7(E) bars as required to maintain clearance.
 - ⑨ Cost included with Concrete Superstructure.

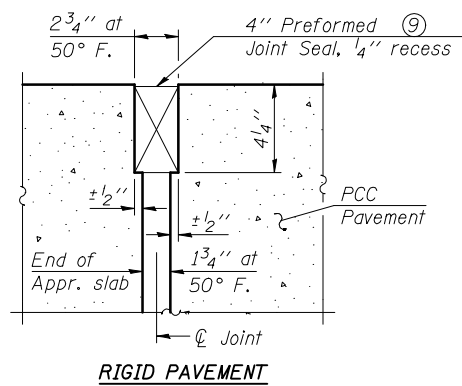


**TWO APPROACHES
BILL OF MATERIAL**

Bar	No.	Size	Length	Shape
a8(E)	276	#5	18'-4"	—
a9(E)	100	#4	25'-8"	—
b6(E)	68	#4	29'-8"	—
b7(E)	200	#9	29'-9"	⌋
t(E)	84	#4	10'-5"	—
t1(E)	84	#4	11'-5"	—
w(E)	160	#5	26'-0"	—
Concrete Superstructure			Cu. Yd.	117.1
Concrete Structures			Cu. Yd.	29.2
Reinforcement Bars, Epoxy Coated			Pound	34,130

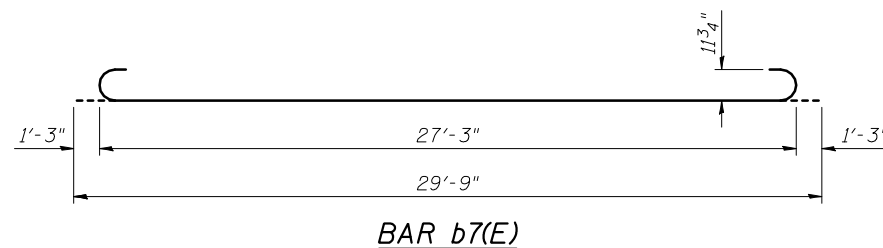
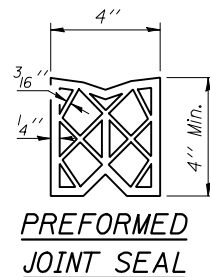
See Note A

Note A: 28,570 lbs. (Superstr.)
5,560 lbs. (Substr.)



DETAIL A

Note:
Minimum dimensions shown, actual dimensions per manufacturer's recommendation.



**STATE OF ILLINOIS
DEPARTMENT OF TRANSPORTATION**

**BRIDGE APPROACH SLAB 1 AND 4 DETAILS
STRUCTURE NO. 039-0075 (E.B.)**

F.A.P. RTE.	SECTION	COUNTY	TOTAL SHEETS	SHEET NO.
331	(12-118-1)	JACKSON	200	79
CONTRACT NO. 78056				

SHEET NO. 20 OF 53 SHEETS

ILLINOIS FED. AID PROJECT

MAYER ASSOCIATES
Engineering + Architecture

11400
Eastport Business Center 1
100 Lamar Court, Suite 100
Champaign, IL 61824
Tel: 815.545.2200
Fax: 815.545.7200
www.mayerassociates.com

11400
Lansdale One Building
720 Olive, Suite 1000
St. Louis, MO 63101
Tel: 314.588.5281
Fax: 314.588.9805

USER NAME =	DESIGNED - MAG	REVISED -
	CHECKED - JAD	REVISED -
PLOT SCALE =	DRAWN - MAG	REVISED -
PLOT DATE =	CHECKED - JAD	REVISED -