

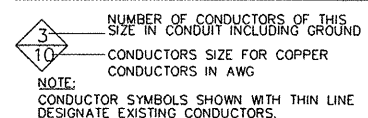
KEYED NOTES THIS SHEET

- ① DIG ADJACENT TO EXISTING HAND HOLE TO ALLOW FOR CORE DRILLING OF NEW CONDUIT INTO HAND HOLE. FOR PROTECTION OF EXISTING UNDERGROUND UTILITIES ALL EXCAVATION AROUND HAND HOLES SHALL BE DONE BY HAND. REMOVE AND REPLACE SIDEWALK SECTION(S) AS REQUIRED.
- ② PROVIDE CONDUIT UNDER EXISTING PAVEMENT USING DIRECTIONAL BORING. BORE SHALL BE MEASURED TO 2 FEET PAST PAVEMENT ON EACH SIDE. LOCATE ALL EXISTING UTILITIES IN AREA PRIOR TO BEGINNING. FOR PROTECTION OF EXISTING UNDERGROUND UTILITIES ALL EXCAVATION AROUND THEM SHALL BE DONE BY HAND.
- ③ SAW CUT AND REMOVE SIDEWALK SECTION TO ACCOMMODATE LIGHT POLE BASE AND ADJACENT SECTION TO THE WEST TO ALLOW FOR CONNECTION OF CONDUIT BORED UNDER DRIVE AND SIDEWALK FROM PREVIOUS LIGHT POLE TO THE WEST. REPLACE SIDEWALK TO MATCH EXISTING.
- ④ PULL CIRCUIT(S) THROUGH EXISTING SPARE CONDUIT.

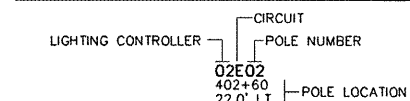
STREET LIGHTING LEGEND

EXISTING	PROPOSED	DESCRIPTION
☐	☑	PORTLAND CEMENT CONCRETE HANDHOLE.
☐	☑	DOUBLE PORTLAND CEMENT CONCRETE HANDHOLE.
○	○	GULFBOX JUNCTION, COMPOSITE CONCRETE.
☒	☒	TRAFFIC SIGNAL CONTROLLER CABINET.
☒	☒	LIGHTING CONTROLLER (# = CONTROLLER NUMBER)
○	○	LIGHTING ASSEMBLY MOUNTED ON SIGNAL POLE.
○	○	LIGHTING ASSEMBLY, DOUBLE ARMS WITH LUMINAIRES, PER SPECIAL PROVISIONS, MOUNTED ON 26' POLE, WITH CONCRETE FOUNDATION.
---	---	PVC CONDUIT (SCH. 80) IN TRENCH OR BORED AS NOTED (1/2-INCH UNLESS NOTED OTHERWISE) SEE CONDUIT/CABLE SCHEDULE FOR QUANTITIES

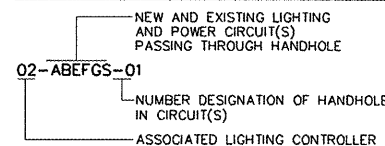
CONDUCTOR SYMBOL SCHEME



CIRCUIT DESIGNATION SCHEME

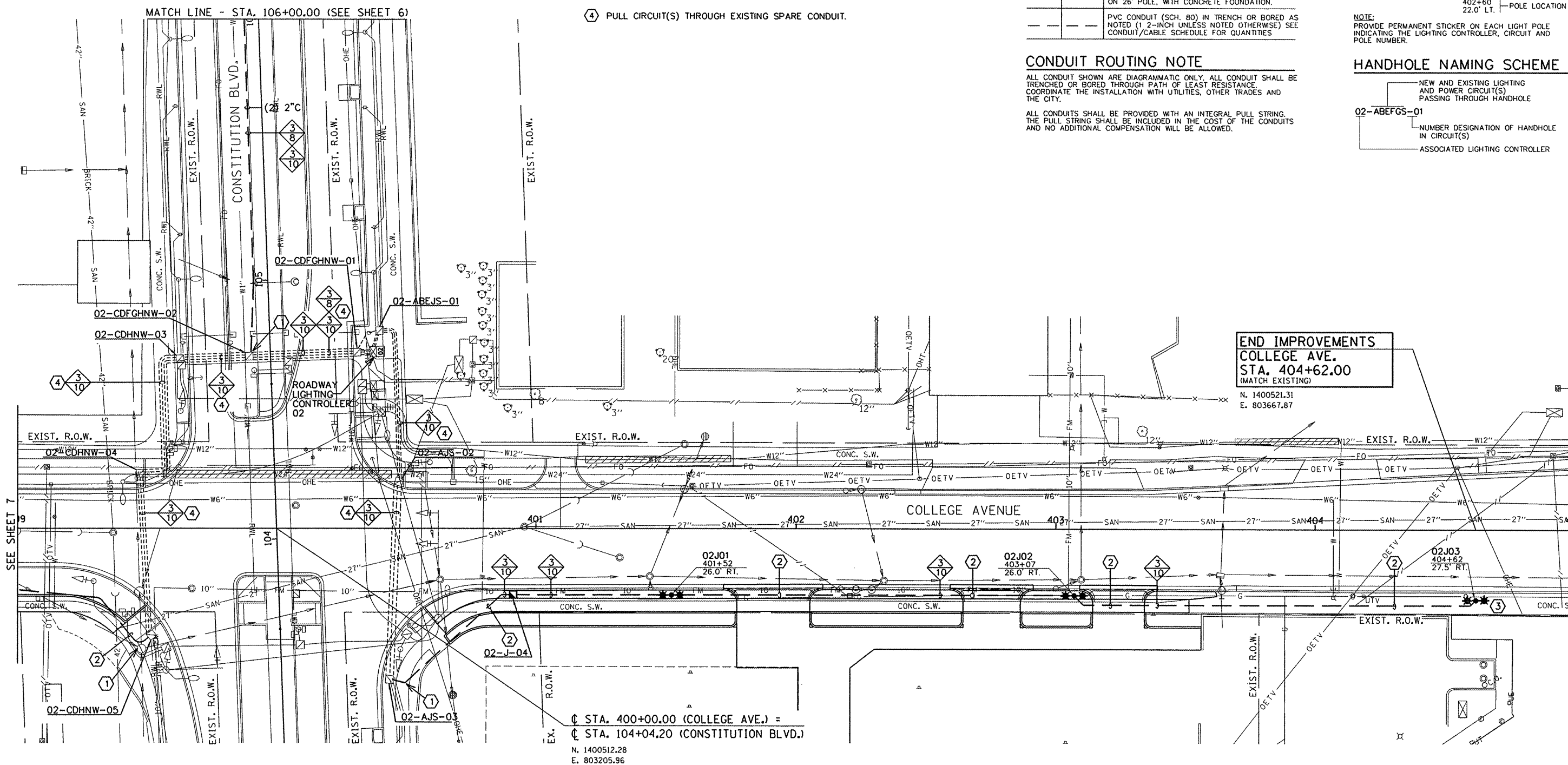


HANDHOLE NAMING SCHEME



CONDUIT ROUTING NOTE

ALL CONDUIT SHOWN ARE DIAGRAMMATIC ONLY. ALL CONDUIT SHALL BE TRENCHED OR BORED THROUGH PATH OF LEAST RESISTANCE. COORDINATE THE INSTALLATION WITH UTILITIES, OTHER TRADES AND THE CITY.
 ALL CONDUITS SHALL BE PROVIDED WITH AN INTEGRAL PULL STRING. THE PULL STRING SHALL BE INCLUDED IN THE COST OF THE CONDUITS AND NO ADDITIONAL COMPENSATION WILL BE ALLOWED.



FILE NAME = p:\02400941\...Plans\sheets\ 5-lighting.dgn
 PLOT DATE = 1/18/2012 7:35:18 PM

DESIGNED - M.P.	REVISED -
DRAWN - M.P.	REVISED -
CHECKED - S.M.W.	REVISED -
DATE - 1-12	REVISED -

STATE OF ILLINOIS
 DEPARTMENT OF TRANSPORTATION

LIGHTING PLANS - COLLEGE AVENUE

SCALE : 1"=20' SHEET NO. 8 OF 14 SHEETS STA. TO STA.

F.A.U. RTE.	SECTION	COUNTY	TOTAL SHEETS	SHEET NO.
	10-00242-00-LT	MCLEAN	14	8
CONTRACT NO. 91460				
FED. ROAD DIST. NO. ILLINOIS FED. AID PROJECT				