

**STATE OF ILLINOIS**  
**DEPARTMENT OF TRANSPORTATION**  
**DIVISION OF HIGHWAYS**  
**PLANS FOR PROPOSED**  
**HIGHWAY BRIDGE PROGRAM**

**SECTION 07-02122-01-BR**  
**DOUGLAS COUNTY**  
**BOURBON ROAD DISTRICT**  
**PROJECT NO. BROS-0041(100)**  
**T.R. 151**  
**C-95-325-12**

ROUTE NO.	SECTION	COUNTY	TOTAL SHEETS	SHEET NO.
T.R. 151	07-02122-01-BR	DOUGLAS	23	1
		ILLINOIS	BOURBON ROAD DISTRICT	

CONTRACT NO. **91473**



LOCATION OF SECTION INDICATED THUS: — ■ —

**CLASSIFICATION: LOCAL ROAD (NON-URBAN)**  
**DESIGN VOLUME: LESS THAN 250 ADT**  
**CURRENT ADT: 75 (2012)**  
**DESIGN SPEED: 30 M.P.H.**

TOLL FREE JOINT UTILITY LOCATING  
 INFORMATION FOR EXCAVATORS (J.U.L.I.E.)  
 TELEPHONE NUMBER 1-800-892-0123

PASSED	<u>January 10</u>	20 <u>12</u>
	ROAD DISTRICT COMMISSIONER	
APPROVED	<u>Jan 10</u>	20 <u>12</u>
	COUNTY ENGINEER	
PASSED	<u>January 23</u>	20 <u>12</u>
	DISTRICT FIVE ENGINEER OF LOCAL ROADS & STREETS	
RELEASED FOR BID BASED ON LIMITED REVIEW	<u>JANUARY 25</u>	20 <u>12</u>
	DEPUTY DIRECTOR OF HIGHWAYS, REGION THREE ENGINEER	
STATE OF ILLINOIS DEPARTMENT OF TRANSPORTATION		

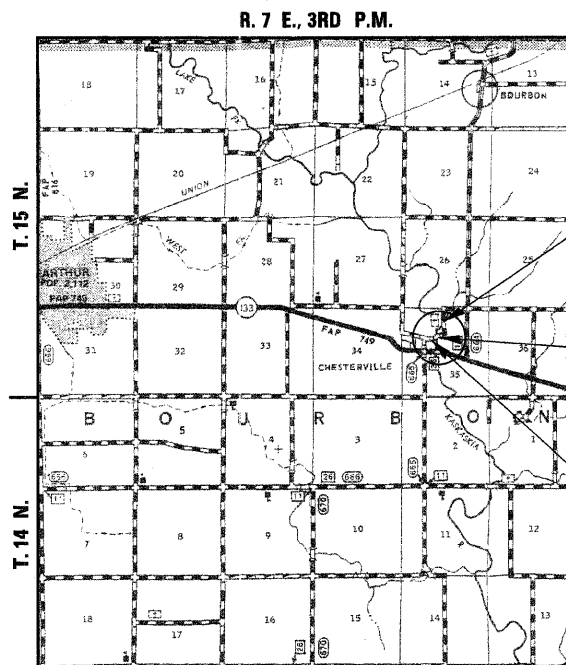
SHEET NO.	TITLE
1.	COVER SHEET
2.	SUMMARY OF QUANTITIES, GENERAL NOTES & TYPICAL SECTIONS
3.	PLAN AND PROFILE SHEET
4.	SHOULDER AND GUARDRAIL DETAIL
5.-16.	BRIDGE PLANS
17.-23.	STATION CROSS SECTIONS

SEE PROPOSAL BOOKLET  
FOR STANDARDS

000001-06	STANDARD SYMBOLS, ABBREVIATIONS AND PATTERNS
280001-06	TEMPORARY EROSION CONTROL SYSTEMS
515001-03	NAME PLATE FOR BRIDGES
635006-03	REFLECTOR AND TERMINAL MARKER PLACEMENT
701901-02	TRAFFIC CONTROL DEVICES
720011-01	METAL POSTS FOR SIGNS, MARKERS AND DELINEATORS
728001-01	TELESCOPING STEEL SIGN SUPPORT
729001-01	APPLICATIONS OF TYPES A & B METAL POSTS (FOR SIGNS AND MARKERS)
BLR 21-9	TYPICAL APPLICATION OF TRAFFIC CONTROL DEVICES FOR CONSTRUCTION ON RURAL LOCAL HIGHWAYS
BLR 27-1	TRAFFIC BARRIER TERMINAL, TYPE 5A

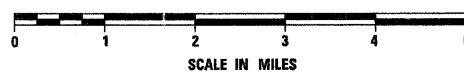
**SCALES**

PLAN	0' 50' 100'
PROFILE HORIZ.	0' 50' 100'
PROFILE VERT.	0' 5' 10'
CROSS SECTIONS	0' 5' 10'



**LOCATION PLAN**


GROSS LENGTH OF SECTION = 1100.00 FEET = 0.208 MILES  
 NET LENGTH OF SECTION = 1100.00 FEET = 0.208 MILES



IMPROVEMENT ENDS  
STA. 20 + 50.00

STA. 14 + 86.75 - THREE SPAN PRECAST PRESTRESSED CONCRETE DECK BEAM BRIDGE; SPANS AT 71'-0", 71'-0", 51'-6"; 195'-1 7/8" BK.-BK. ABUTS.; 27'-0" ROADWAY; SKEW 25° LT.  
 EXISTING S.N. 021-4512  
 PROPOSED S.N. 021-4546

IMPROVEMENT BEGINS  
STA. 9 + 50.00



Gary J. Cartwright 1-9-12  
 ILLINOIS PROFESSIONAL NO. 43408  
 EXPIRES 11-30-13

4440 ASH GROVE  
 SPRINGFIELD, IL 62711  
 (217) 793-8600  
 www.fehr-graham.com

**FEHR-GRAHAM & ASSOCIATES, LLC**  
 ENGINEERING AND SCIENCE CONSULTANTS  
 PREPARED BY: A. MCCORMACK, E. NICHELLE, E. MONROE, W. SPRINGFIELD, IL