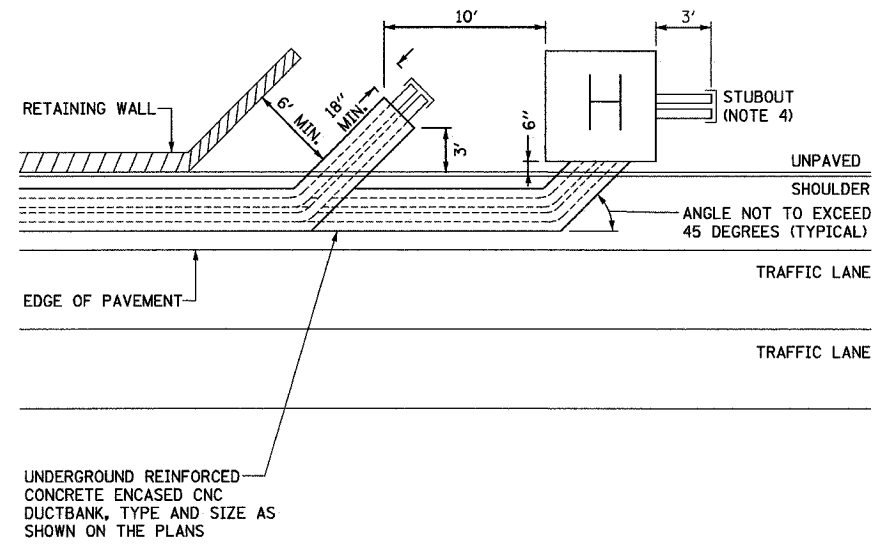
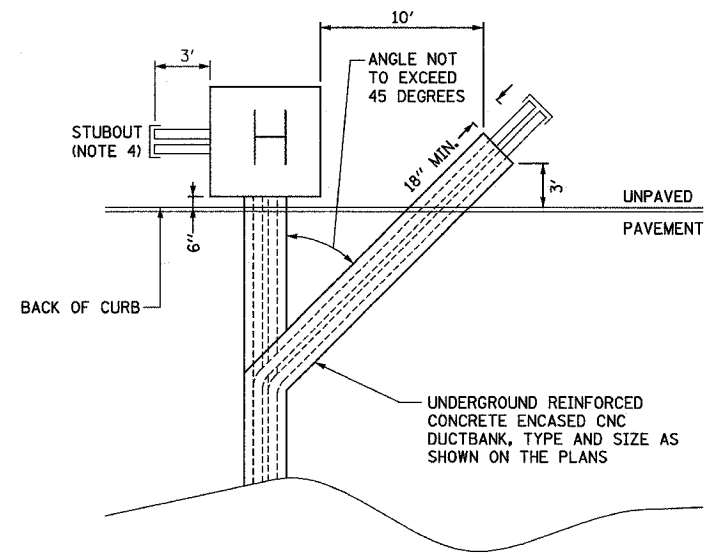
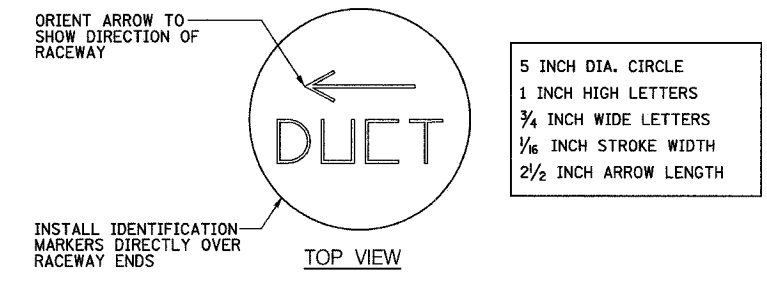


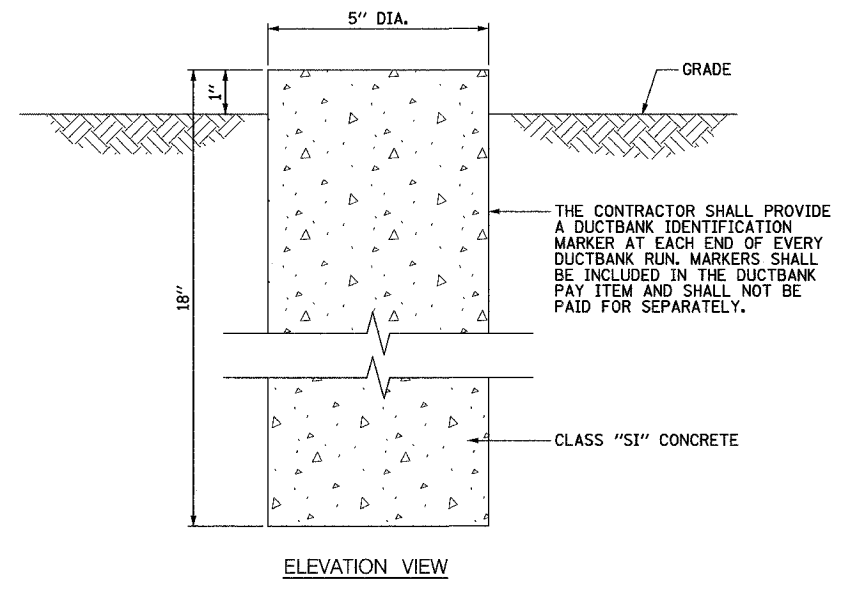
F.A.I. RTE.	SECTION	COUNTY	TOTAL SHEETS	SHEET NO.
94	*	COOK	764	480
STA.		TO STA.		
FED. ROAD DIST. NO.		ILLINOIS FED. AID PROJECT		
* (1516.1, 1717, 1818) R-5		62593		



**DUCTBANK INSTALLATION DETAIL ALONG RETAINING WALL**  
NOT TO SCALE



**DUCTBANK INSTALLATION DETAIL UNDER PAVEMENT**  
NOT TO SCALE



**DUCTBANK IDENTIFICATION MARKER DETAIL**  
SCALE: 3" = 1'-0"

- NOTES:**
- SEE DRAWINGS EI-100 AND EI-101 FOR ELECTRICAL SYMBOLS AND ABBREVIATIONS.
  - DIMENSIONS SHOWN ON THIS DRAWING ARE TYPICAL FOR MOST INSTALLATIONS. DIMENSIONS AND/OR STATIONS SPECIFIED ON THE PLANS OR HANDHOLE DETAIL DRAWINGS SHALL SUPERCEDE THE DIMENSIONS SHOWN ON THIS DRAWING.
  - SEE DRAWING EI-102 FOR CONDUIT DUCTBANK DETAILS.
  - STUBOUTS SHALL EXTEND 3' FROM HANDHOLE AND BE CAPPED. NUMBER AND SIZE SHALL BE AS SHOWN ON PLANS. STUBOUTS SHALL BE INCLUDED IN HANDHOLE PAY ITEM AND SHALL NOT BE PAID SEPARATELY.
  - FOR DETAILS AT SPECIFIC LOCATIONS, SEE "TYPICAL SECTION DETAILS: EXISTING CROSS STREET OVERPASS FOOTINGS".

**SINGH**  
SINGH & ASSOCIATES, INC.  
CONSULTING ENGINEERS

300 W. ADAMS ST.  
CHICAGO, IL 60606  
TEL: (312) 628-0240  
FAX: (312) 629-8449

REVISIONS	
NAME	DATE

ILLINOIS DEPARTMENT OF TRANSPORTATION  
F.A.I. 94 (DAN RYAN EXPRESSWAY)

**ELECTRICAL DUCTBANK DETAILS  
IN SHOULDER AND UNDER PAVEMENT**

SCALE: NOT TO SCALE  
DATE: MARCH 1, 2006

DRAWN BY: BHP  
CHECKED BY: BMW

J:\V5\contract 23\_details\23\_s0090320.sst 2/20/2006 2:08:09 PM