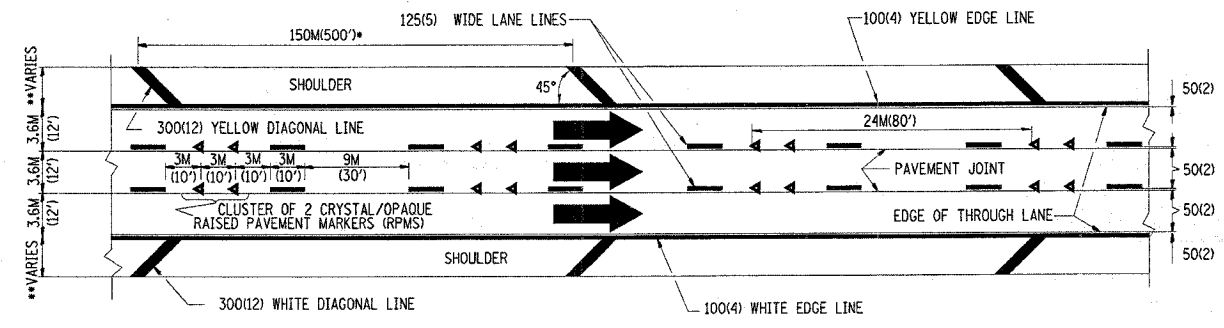


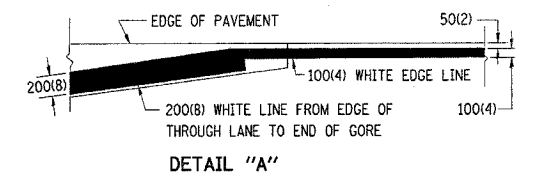
F. A. DIST.	SECTION	COUNTY	TOTAL SHEETS	SHEET NO.
90	*	COOK	81	65
STA.	TO STA.			
FED. ROAD DIST. NO. 7	BLINDS	FED. AID PROJECT		
		*(1012, 1214, 1415, 1517) RS-3		

62746

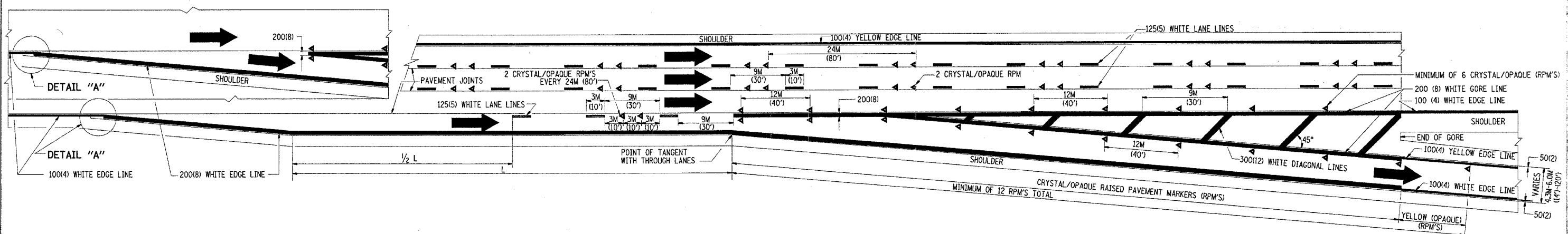
- THE DIAGONAL LINES SHALL BE SPACED AT 12M (40') C-C ACROSS ALL STRUCTURES WHICH ARE 150M (500') OR LESS IN LENGTH
- THE DIAGONAL LINES ARE NOT REQUIRED ON SHOULDERS WHICH ARE 1.8M (6') OR LESS IN WIDTH



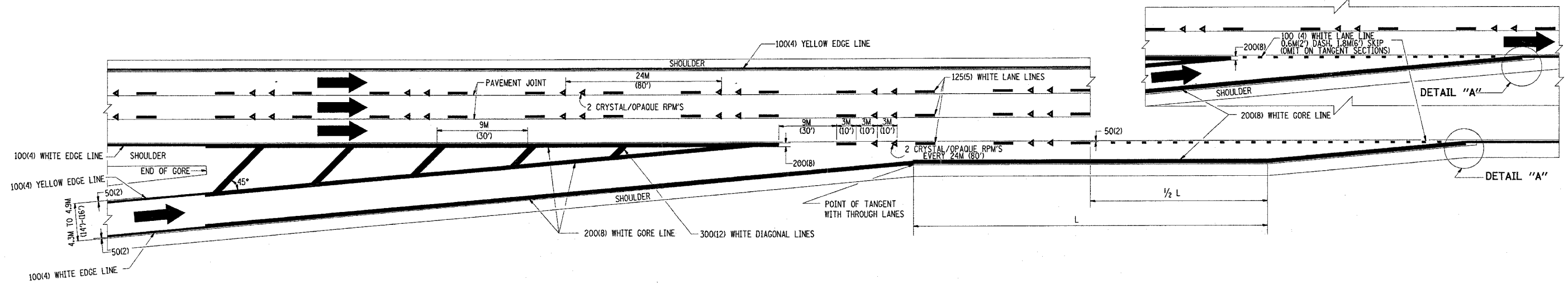
- NOTES:
1. THERMO PLASTIC PAVEMENT MARKING LINE SHALL BE USED FOR THE EDGE LINES, GORE LINES, AND DIAGONAL LINES ON BITUMINOUS PAVEMENT ONLY.
 2. PREFORMED PLASTIC PAVEMENT MARKING LINE SHALL BE USED FOR ALL LANE LINES
 3. PREFORMED PLASTIC PAVEMENT MARKING LINE SHALL BE USED ON PCC PAVEMENT.



TYPICAL EDGE LINES & LANE LINES



TYPICAL EXIT RAMP PAVEMENT MARKINGS



TYPICAL ENTRANCE RAMP PAVEMENT MARKINGS

REVISIONS	
NAME	DATE
DWS	1/90
DWS	5/91
AH	3/96
DWS	7/96

ILLINOIS DEPARTMENT OF TRANSPORTATION

MULTI-LANE FREEWAY PAVEMENT MARKING DETAILS

SCALE: NONE
DATE: 4/11/2005

DRAWN BY C.A.D.D.
CHECKED BY
TC12 SHEET 1 OF 2
REVISION DATE: 01/01/96

4/11/2005 10:36:21 04/11/2005

4/11/2005
w:\dist\dist\12.dgn
VPT:GJZ
leec