

FAP RTE	SECTION	COUNTY	TOTAL SHEETS	SHEET NO.
116	*	RICHLAND	31	1

D-7 JOINT REPAIRS 2006-3

D-97-013-04

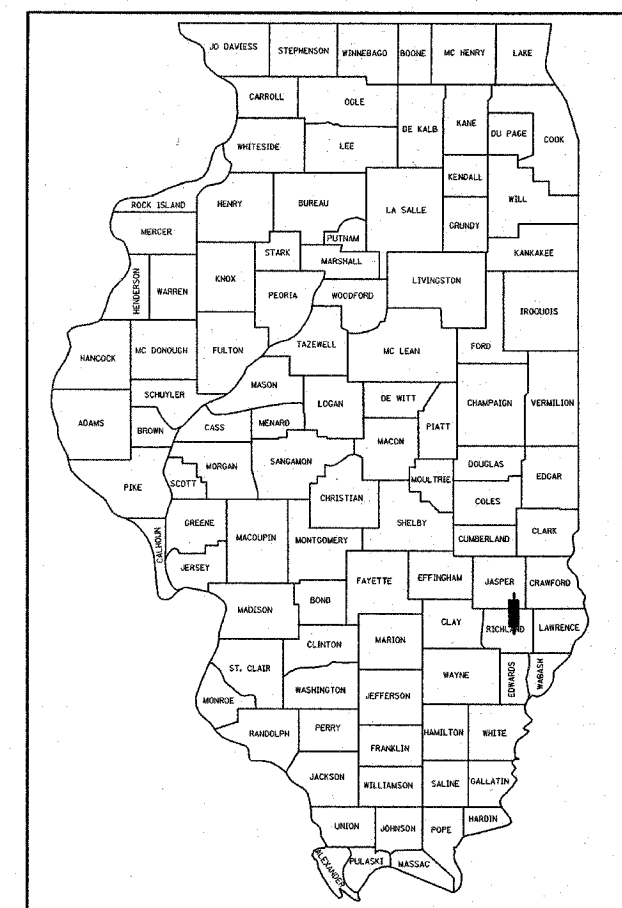
STATE OF ILLINOIS
DEPARTMENT OF TRANSPORTATION
DIVISION OF HIGHWAYS

PROPOSED HIGHWAY PLANS

FAP ROUTE 116 (IL 130)
D-7 JOINT REPAIRS 2006-3
PROJECT
RICHLAND COUNTY

C - 97 - 086 - 05

ILLINOIS ROUTE 130 OVER EAST FORK CREEK AND LONG BRANCH CREEK
EXPANSION JOINT REPLACEMENTS



LOCATION OF SECTION INDICATED THUS: [Black rectangle symbol]

FUNCTIONAL CLASSIFICATION:	MINOR ARTERIAL (RURAL)	
DESIGN SPEED:	55 mph	
POSTED SPEED:	55 mph	
ADT:	S.N. 080-0009	S.N. 080-0021
PV:	5,600 (2005)	5,100 (2005)
SU:	81.2%	78.4%
MU:	5.4%	6.9%
	13.4%	14.7%

DESIGN DESIGNATION
N.A.

STATE OF ILLINOIS
DEPARTMENT OF TRANSPORTATION
DIVISION OF HIGHWAYS

SUBMITTED FEB. 10, 20 06

Christ H. Reed
DEPUTY DIRECTOR OF HIGHWAYS, REGION ENGINEER

March 24, 20 06

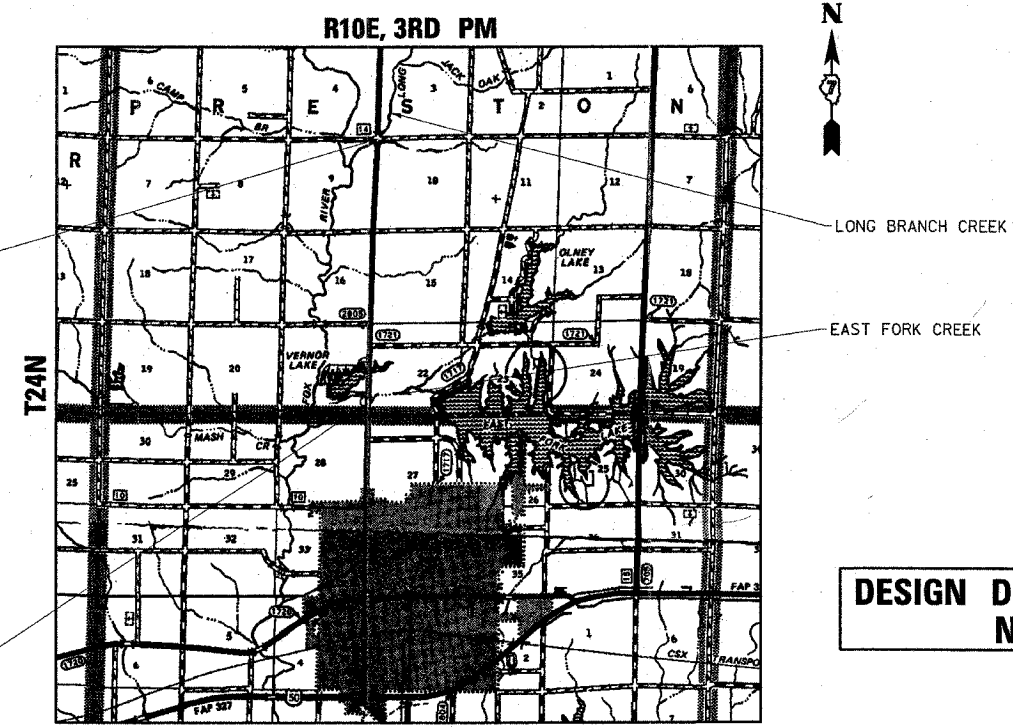
Mike Stone
ENGINEER OF DESIGN AND ENVIRONMENT

March 24, 20 06

Milton R. Suss P.E.
DIRECTOR OF HIGHWAYS, CHIEF ENGINEER

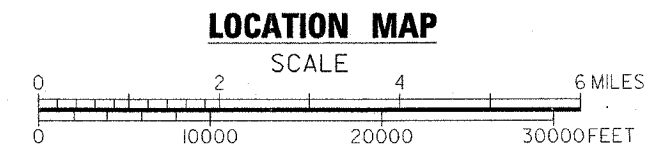
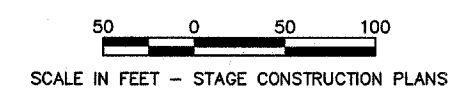
INDEX OF SHEETS

SHEET NO.	DESCRIPTION
ROADWAY PLANS	
1.	COVER SHEET
2.	GENERAL NOTES, STANDARDS, AND SUMMARY OF QUANTITIES
3.	TYPICAL SECTION AND SCHEDULES OF QUANTITIES
4.	S.N. 080-0009 STAGE CONSTRUCTION PLANS
5.	S.N. 080-0021 STAGE CONSTRUCTION PLANS
S.N. 080-0009 PLANS	
6.	GENERAL PLAN
7.	STAGE CONSTRUCTION
8.-9.	EXPANSION JOINT REPLACEMENT DETAILS
10.	CONTINUOUS SEAL TYPE NEOPRENE EXPANSION JOINTS
11.	BAR SPLICER ASSEMBLY DETAILS
12.-18.	EXISTING BRIDGE PLANS
S.N. 080-0021 PLANS	
19.	GENERAL PLAN
20.	STAGE CONSTRUCTION
21.-22.	EXPANSION JOINT REPLACEMENT DETAILS
23.	CONTINUOUS SEAL TYPE NEOPRENE EXPANSION JOINTS
24.	BAR SPLICER ASSEMBLY DETAILS
25.-31.	EXISTING BRIDGE PLANS




STATION 745+75.00
S.N. 080-0021
THREE SPAN W24 ROLLED
STEEL BEAMS WITH R.C. DECK
145'-10 1/4" BK TO BK ABUTMENTS

STATION 897+00.00
S.N. 080-0009
THREE SPAN W27 ROLLED
STEEL BEAMS WITH R.C. DECK
137'-0" BK TO BK ABUTMENTS



GROSS LENGTH = 15,264 FT. = 2.89 MI.
NET LENGTH = 283 FT. = 0.05 MI.



Richard D. Payne DATE: 02/09/06
ILLINOIS PROFESSIONAL LICENSE NO. 37421
(EXPIRATION DATE: 11-30-07)

FULL SIZE PLANS HAVE BEEN PREPARED USING STANDARD
ENGINEERING SCALES. REDUCED SIZED PLANS WILL NOT
CONFORM TO STANDARD SCALES. IN MAKING MEASUREMENTS
ON REDUCED PLANS, THE ABOVE SCALES MAY BE USED.

MICROFILMED _____
REEL NUMBER _____
AWARDED _____
RESIDENT ENGINEER _____
AS BUILT CHANGES WERE MADE
ON THE FOLLOWING SHEETS _____

J.U.L.I.E.
JOINT UTILITY LOCATION INFORMATION FOR EXCAVATION
1-800-892-0123

DISTRICT 7 NO. (217) 342-8316
PROJECT ENGINEER: MARK DAUGHERTY
UNIT CHIEF: BRIAN LEWIS
TOWNSHIP: PRESTON
CONTRACT NO.: 74120



**PRINTED BY THE AUTHORITY
OF THE STATE OF ILLINOIS**