

F.A. RTE.	SECTION	COUNTY	TOTAL SHEETS	SHEET NO.
2786	05-00078-00-RS	COOK	17	2
STA. 17+44		TO STA. 62+03		
FED. ROAD DIST. NO.	ILLINOIS	FED. AID PROJECT		
CONTRACT NUMBER: 83839				

GENERAL NOTES

A. GENERAL

- EARTHWORK AND PAVING SPECIFICATIONS**
THE ILLINOIS DEPARTMENT OF TRANSPORTATION "STANDARD SPECIFICATIONS FOR ROAD AND BRIDGE CONSTRUCTION", LATEST EDITION, AND ALL ADDENDA THERETO, SHALL GOVERN THE PAVING WORK UNDER THIS CONTRACT, EXCEPT AS MODIFIED BY THESE SPECIFICATIONS.
 - UNDERGROUND SPECIFICATIONS**
THE "STANDARD SPECIFICATIONS FOR WATER AND SEWER MAIN CONSTRUCTION IN ILLINOIS", LATEST EDITION, SHALL GOVERN THE UNDERGROUND WORK UNDER THIS CONTRACT, EXCEPT AS MODIFIED BY THESE SPECIFICATIONS.
 - WORK**
WORK SHALL MEAN THE FURNISHING OF ALL LABOR, MATERIAL, EQUIPMENT AND OTHER INCIDENTALS NECESSARY OR CONVENIENT TO THE SUCCESSFUL COMPLETION OF THE IMPROVEMENTS DESIGNED BY THE ENGINEER AND SHOWN ON THIS SET OF PLANS. WORK SHALL ALSO INCLUDE CARRYING OUT OF ALL THE DUTIES AND OBLIGATIONS IMPOSED BY THE AGREEMENT BETWEEN THE OWNER AND THE CONTRACTOR FOR THE PROPER INSTALLATION AND ACCEPTANCE OF THE IMPROVEMENTS DESIGNED BY THE ENGINEER AND SHOWN ON THIS SET OF PLANS.
 - COMPLIANCE WITH LOCAL ORDINANCES**
ALL WORK PERFORMED UNDER THIS CONTRACT SHALL BE IN ACCORDANCE WITH THE VILLAGE OF MORTON GROVE'S ORDINANCES AND STANDARDS.
 - EXISTING UTILITIES**
WHEN THE PLANS OR SPECIAL PROVISIONS INCLUDE INFORMATION PERTAINING TO THE LOCATION AND ELEVATIONS OF UTILITY FACILITIES, SUCH INFORMATION REPRESENTS ONLY THE OPINION OF THE ENGINEER AS TO LOCATION AND ELEVATION OF SUCH UTILITIES AND IS ONLY INCLUDED FOR THE CONVENIENCE OF THE BIDDERS. THE ENGINEER AND THE OWNER ASSUME NO RESPONSIBILITY WHATEVER IN RESPECT TO THE SUFFICIENCY OR ACCURACY OF THE INFORMATION SHOWN ON THE PLANS RELATIVE TO THE LOCATION AND ELEVATION OF UTILITY FACILITIES, NOR THE MANNER IN WHICH THEY ARE TO BE REMOVED OR ADJUSTED. IT IS EACH CONTRACTOR'S AND SUBCONTRACTOR'S RESPONSIBILITY TO VISIT THE SITE AND DETERMINE THE ACTUAL LOCATION AND ELEVATION OF ALL UTILITIES. EACH CONTRACTOR AND SUBCONTRACTOR SHALL OBTAIN FROM THE RESPECTIVE UTILITY COMPANIES DETAILED INFORMATION RELATIVE TO THE LOCATION AND ELEVATION OF THEIR FACILITIES AND THE WORKING SCHEDULES OF THE UTILITY COMPANIES FOR REMOVING OR ADJUSTING THEM.
- EACH CONTRACTOR AND SUBCONTRACTOR PERFORMING UNDERGROUND WORK SHALL CONTACT J.U.L.I.E. AT 1-800-892-0123 AT LEAST 48 HOURS PRIOR TO START OF WORK.
- SAFETY OF WORK**
EACH CONTRACTOR AND SUBCONTRACTOR SHALL BE RESPONSIBLE FOR INITIATING, MAINTAINING AND SUPERVISING ALL SAFETY PRECAUTIONS AND PROGRAMS IN CONNECTION WITH THE WORK. EACH CONTRACTOR AND SUBCONTRACTOR SHALL TAKE ALL NECESSARY PRECAUTIONS FOR THE SAFETY OF, AND SHALL PROVIDE THE NECESSARY PROTECTION TO PREVENT DAMAGE, INJURY OR LOSS TO:
 - ALL EMPLOYEES ON THE WORK AND OTHER PERSONS AND ORGANIZATIONS WHO MAY BE AFFECTED THEREBY;
 - ALL THE WORK AND MATERIALS AND EQUIPMENT TO BE INCORPORATED THEREIN, WHETHER IN STORAGE ON OR OFF THE SITE; AND
 - OTHER PROPERTY AT THE SITE OR ADJACENT THERETO, INCLUDING TREES, SHRUBS, LAWNS, WALKS, PAVEMENTS, ROADWAYS, STRUCTURES, UTILITIES AND UNDERGROUND FACILITIES NOT DESIGNATED FOR REMOVAL, RELOCATIONS OR REPLACEMENT IN THE COURSE OF CONSTRUCTION.
 - EACH CONTRACTOR AND SUBCONTRACTOR SHALL DESIGNATE A RESPONSIBLE REPRESENTATIVE AT THE SITE WHOSE DUTY SHALL BE THE PREVENTION OF ACCIDENTS. THIS PERSON SHALL BE THE CONTRACTOR'S SUPERINTENDENT UNLESS OTHERWISE DESIGNATED IN WRITING BY THE CONTRACTOR TO OWNER.

- EXISTING ELEVATIONS AND LOCATIONS**
EVERY CONTRACTOR AND SUBCONTRACTOR SHALL VERIFY THE ELEVATIONS AND LOCATIONS OF ALL EXISTING INFORMATION AS SHOWN ON THE PLANS AND NOTIFY THE ENGINEER OF ALL DISCREPANCIES PRIOR TO THE COMMENCEMENT OF THE WORK. EXISTING UNDERGROUND UTILITIES SHALL BE EXPOSED BY THE CONTRACTORS AND SUB-CONTRACTORS PRIOR TO THE START OF CONSTRUCTION TO DETERMINE IF A PROBLEM OR CONFLICT EXISTS WITH THE PROPOSED IMPROVEMENTS AND TO AVOID DELAYS IN THE PROGRESS OF THE WORK ONCE THE WORK COMMENCES.
- NOTIFICATION**
THE VILLAGE OF MORTON GROVE'S ENGINEER SHALL BE NOTIFIED BY EVERY CONTRACTOR AND SUBCONTRACTOR AT LEAST TWO (2) WORKING DAYS PRIOR TO COMMENCEMENT OF CONSTRUCTION.
- COMPLIANCE WITH LAWS AND REGULATIONS**
EVERY CONTRACTOR SHALL COMPLY WITH ALL LOCAL AND STATE SAFETY LAWS, REGULATIONS AND ORDINANCES; AND FEDERAL SAFETY REGULATIONS AS OUTLINED IN THE LATEST REVISIONS OF THE FEDERAL CONSTRUCTION SAFETY STANDARDS AND WITH ALL PROVISIONS AND REGULATIONS OF THE OCCUPATIONAL SAFETY AND HEALTH ADMINISTRATION (OSHA) STANDARDS. EACH CONTRACTOR AND SUBCONTRACTOR IS RESPONSIBLE FOR PROVIDING A SAFE WORKING PLACE FOR HIS EMPLOYEES. EACH CONTRACTOR AND SUBCONTRACTOR IS RESPONSIBLE FOR THE SUPERVISION, DIRECTION AND CONDUCT OF THEIR EMPLOYEES, AGENTS, MATERIAL SUPPLIERS AND VENDORS.
- GRASS AREAS WITHIN RIGHT-OF-WAY**
ALL GRASS AREAS WITHIN THE RIGHT-OF-WAY DISTURBED DURING CONSTRUCTION SHALL BE RESTORED BY PLACING A MINIMUM 4" TOPSOIL AND SALT TOLERANT SOD. 4" TOPSOIL AND SALT TOLERANT SOD ARE INCIDENTAL TO THE CONTRACT.
- PAVEMENT DISTURBED DURING CONSTRUCTION**
ANY EXISTING ROADWAY PAVEMENT OR SHOULDER DISTURBED DURING CONSTRUCTION SHALL BE RESTORED IN ACCORDANCE WITH I.D.O.T. AND VILLAGE OF MORTON GROVE STANDARDS.
- ITEMS NOT SPECIFICALLY SHOWN**
ALL ITEMS THAT ARE NOT SPECIFICALLY SHOWN ON THE PLANS OR IN THE SUMMARY OF QUANTITIES BUT CAN REASONABLY BE INTERPRETED TO BE INCLUDED IN THE WORK DESCRIBED SHALL BE INCIDENTAL TO THE COST OF THE CONTRACT.
- FINAL FRAME ADJUSTMENTS**
THE PAVING CONTRACTOR SHALL MAKE ALL NECESSARY FINAL ADJUSTMENTS TO EXISTING AND PROPOSED FRAMES, GRATES, LIDS AND STRUCTURES TO MEET FINAL FINISHED GRADES.
- RECORD DRAWINGS**
EACH CONTRACTOR AND SUBCONTRACTOR SHALL MAINTAIN AND KEEP UP TO DATE A SET OF "RECORD DRAWINGS" SHOWING ALL CHANGES FROM THE ORIGINAL PLANS. ALL CONTRACTORS AND SUBCONTRACTORS SHALL DELIVER THE "RECORD DRAWINGS" TO THE ENGINEER AT THE CONCLUSION OF THE PROJECT. THE ENGINEER WILL TRANSFER THE INFORMATION TO THE ORIGINAL PLANS.
- CONTRACTOR(S)**
FOR THE PURPOSES OF THESE SPECIFICATIONS, THE TERMS CONTRACTOR AND SUBCONTRACTOR SHALL MEAN ANY PERSON OR ENTITY THAT PROVIDES WORK FOR THE IMPROVEMENTS AS SHOWN ON THESE PLANS. THE ENGINEER, OWNER AND THE ARCHITECT ARE NOT CONSIDERED CONTRACTORS OR SUBCONTRACTORS.
- ANY SIGN LOCATED IN THE PUBLIC RIGHT-OF-WAY WHICH INTERFERES WITH CONSTRUCTION OF THE PROPOSED ROADWAY WORK OR LIGHTING SYSTEM THAT IS INTENDED TO BE MAINTAINED SHALL BE RELOCATED. THIS WORK IS INCIDENTAL TO THIS PROJECT. ALL WORK INVOLVING SIGN REMOVAL SHALL BE GOVERNED BY THE FOLLOWING REQUIREMENTS:**

EVERY SIGN RELOCATED MUST BE RE-ERECTED AT A TEMPORARY LOCATION IN A WORKMANLIKE MANNER AND BE VISIBLE TO TRAFFIC FOR WHICH IT WAS INTENDED. ALL SUCH SIGNS MUST BE MAINTAINED STRAIGHT AND CLEAN FOR THE DURATION OF TEMPORARY SETTING. THIS WORK INCLUDES PROVIDING A SIGN POST FOR THE TEMPORARY LOCATION, SHOULD SUCH A POST BE NECESSARY.

ALL SIGNS SHALL BE RE-ERECTED IN THE ORIGINAL LOCATION AS THE IMPROVEMENTS ARE COMPLETED.

THE CONTRACTOR SHALL BE RESPONSIBLE FOR ANY SIGNS DAMAGED BY HIS/HER CONSTRUCTION ACTIVITIES AND WILL REPLACE THEM AT NO COST TO THE CITY. THIS WORK SHALL BE INCIDENTAL TO THE CONTRACT.

B. PAVING

- THE PAVING CONTRACTOR IS RESPONSIBLE FOR MAINTAINING PROPER DRAINAGE ON THE PROPOSED PAVEMENT. WHERE THE CONTRACTOR IS IN DOUBT ABOUT THE PROPER DIRECTION OF DRAINAGE, HE SHALL REQUEST ASSISTANCE FROM THE ENGINEER.
- FULL DEPTH SAW CUTS SHALL BE USED TO REMOVE EXISTING PAVEMENT, CURB AND GUTTER, SIDEWALK, DRIVEWAYS, BUTT JOINTS AND APPURTENANCES FROM MATERIAL TO REMAIN, IN ACCORDANCE WITH SECTION 440 OF THE "STANDARD SPECIFICATIONS". THE COST OF THE SAWING SHALL BE INCLUDED IN THE COST OF THE ITEM REMOVED.
- BASE COURSE SHALL NOT BE PLACED ADJACENT TO CURB AND GUTTER UNTIL THE CURB AND GUTTER HAS BEEN PROPERLY BACKFILLED TO THE SATISFACTION OF THE ENGINEER.
- PRIOR TO PLACING BITUMINOUS CONCRETE MIX ADJACENT TO EXISTING PAVEMENT TO REMAIN, THE EXPOSED EDGE SHALL BE CLEANED OF LOOSE MATERIAL TO THE SATISFACTION OF THE ENGINEER. THIS WORK SHALL BE CONSIDERED INCLUDED IN THE COST OF THE BITUMINOUS CONCRETE BEING PLACED.
- THE CONTRACTOR SHALL NOT CROSS COMPLETED BASE COURSE, OR EXISTING PAVEMENT NOT SCHEDULED TO BE REMOVED WITH TRACK EQUIPMENT.
- PRIME COAT - PRIME COAT MUST BE INSTALLED NO EARLIER THAN TWENTY-FOUR (24) HOURS PRIOR TO PLACEMENT OF BITUMINOUS CONCRETE.
- BUTT JOINTS - BUTT JOINT WILL BE INSTALLED AT THE ENDS OF ALL RESURFACING (WHERE RESURFACING MEETS EXISTING PAVEMENT) IN ACCORDANCE WITH THE "BUTT JOINT AND BITUMINOUS TAPER DETAILS" SHEET INCLUDED IN THE PLANS, UNLESS OTHERWISE SPECIFIED.
- THE LOCATION OF PAVEMENT PATCHING AND COMBINATION CONCRETE CURB AND GUTTER ARE AS SHOWN ON THE PLANS OR AS DETERMINED BY THE ENGINEER. THESE SHALL NOT EXCEED THE QUANTITIES LISTED IN THE SUMMARY OF QUANTITIES.

C. RESTORATION AND TREE PRESERVATION

- ALL DISTURBED LAWN AREAS WITHIN THE PUBLIC RIGHT-OF-WAY/EASEMENTS WILL BE RESTORED WITH 4" OF TOPSOIL AND SALT TOLERANT SOD. THE 4" TOPSOIL AND SALT TOLERANT SOD ARE INCIDENTAL TO THE CONTRACT.
- SODDING SHALL INCLUDE A MINIMUM OF 4 INCHES OF TOPSOIL AND SHALL BE DONE IN CONFORMANCE WITH SECTION 252 OF I.D.O.T. STANDARDS.
- ALL PARKWAY TREES SHALL BE PRESERVED. THE CONTRACTOR SHALL BE FULLY RESPONSIBLE FOR ANY DAMAGE TO SUCH TREES AND SHALL PROVIDE TEMPORARY FENCES AND OTHER MEASURES, AS NECESSARY, WITH ALL SUCH MEASURES CONSIDERED AS INCIDENTAL TO THE CONTRACT.

NOTE: BOXED NOTES ARE INCIDENTAL ITEMS.





LIST OF IDOT STANDARD DRAWINGS

000001-04	STANDARD SYMBOLS, ABBREVIATIONS AND PATTERNS
442201-01	CLASS C AND D PATCHES
606001-02	CONCRETE CURB AND COMBINATION CONCRETE CURB AND GUTTER
701301-02	LANE CLOSURE, 2L, 2W, SHORT TIME OPERATIONS
701501-03	URBAN LANE CLOSURE, 2L, 2W UNDIVIDED
701606-04	URBAN LANE CLOSURE, MULTILANE, 2W WITH MOUNTABLE MEDIAN
701701-04	URBAN LANE CLOSURE, MULTILANE INTERSECTION
701801-03	LANE CLOSURE, MULTILANE IW OR 2W CROSSWALK OR SIDEWALK CLOSURE
702001-06	TRAFFIC CONTROL DEVICES
886001	DETECTOR LOOP INSTALLATIONS
886006	TYPICAL LAYOUT FOR DETECTION LOOPS

INDEX OF SHEETS

- COVER SHEET
- INDEX OF SHEETS, LEGEND
GENERAL NOTES, I.D.O.T. STANDARD DRAWINGS
- SUMMARY OF QUANTITIES
- EXISTING AND PROPOSED TYPICAL CROSS SECTIONS
- EXISTING ROADWAY & PROPOSED IMPROVEMENT PLAN
- DRIVEWAY DETAILS
- DETAILS FOR FRAMES AND LIDS ADJUSTMENT WITH MILLING
- PAVEMENT PATCHING FOR BITUMINOUS SURFACED PAVEMENT DETAILS
- CURB OR CURB AND GUTTER REMOVAL AND REPLACEMENT DETAILS
- BUTT JOINT AND BITUMINOUS TAPER DETAILS
- DISTRICT ONE TYPICAL PAVEMENT MARKINGS DETAILS
- DISTRICT ONE DETECTOR LOOP INSTALLATION DETAILS FOR ROADWAY RESURFACING
- DETECTOR LOOP REPLACEMENT - HARLEM AV. @ IL RTE 58 (GOLF RD)
- TRAFFIC CONTROL AND PROTECTION FOR SIDE ROADS, INTERSECTIONS AND DRIVEWAYS

LEGEND OF SYMBOLS

-  COMB. CONC. CURB & GUTTER REMOVAL & REPLACEMENT
-  BITUMINOUS SURFACE REMOVAL - BUTT JOINT
-  BITUMINOUS PATCH, TYPE D, CLASS IV
-  BITUMINOUS SURFACE REMOVAL - 2".
BITUMINOUS CONCRETE SURFACE COURSE,
SUPERPAVE, MIX "D", N70.
POLYMERIZED LEVELING BINDER (MACHINE METHOD),
SUPERPAVE, IL-4.75, N50.

REVISIONS	
NAME	DATE

ILLINOIS DEPARTMENT OF TRANSPORTATION

VILLAGE OF MORTON GROVE
HARLEM AVENUE

INDEX OF SHEETS, LEGEND, GENERAL
NOTES, I.D.O.T. STANDARD DRAWINGS

SCALE: VERT. NTS
HORIZ. NTS
DATE: 1/13/06

DRAWN BY: JFG
CHECKED BY: RCG