

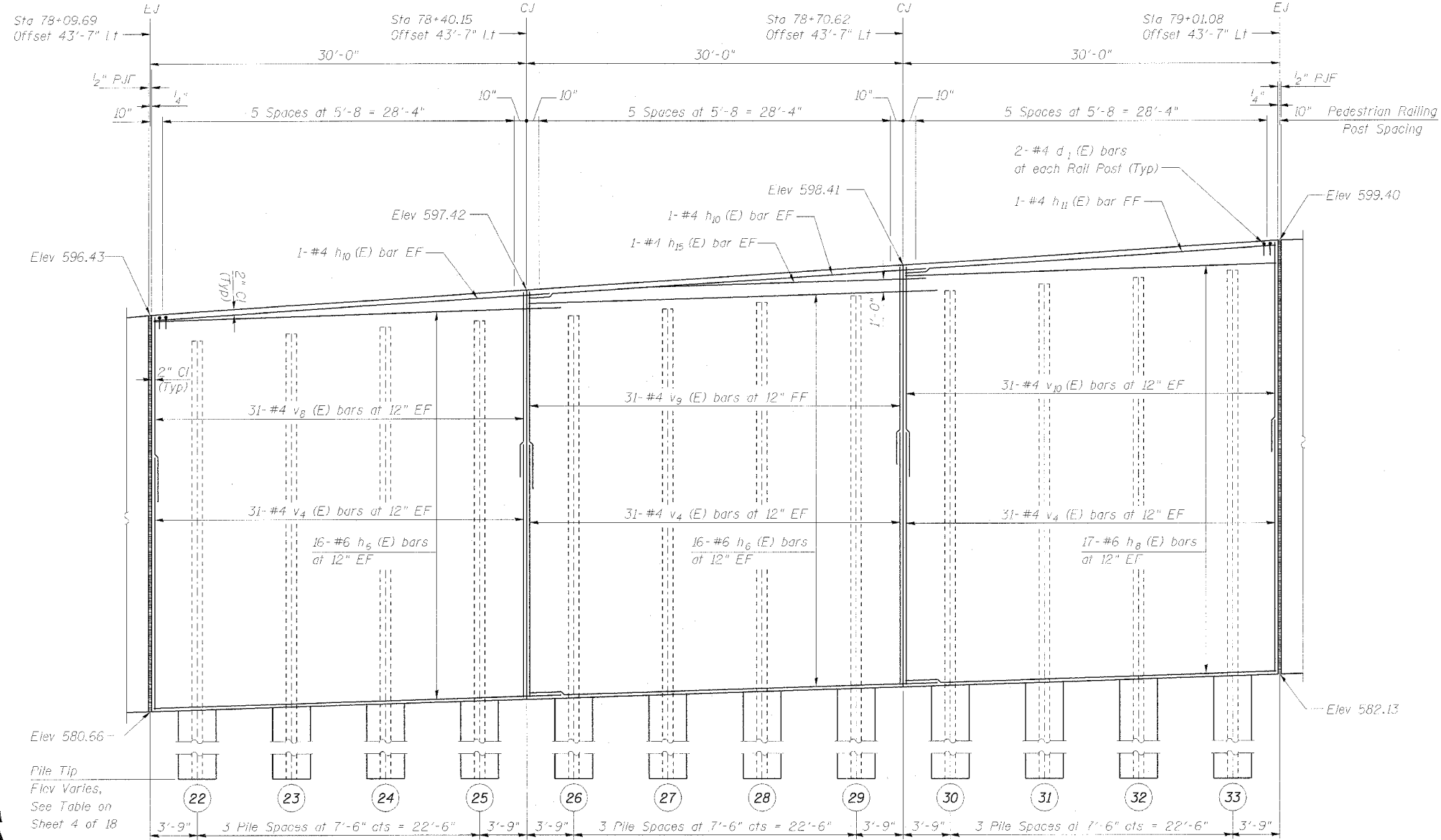
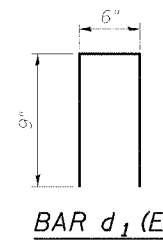
STATE OF ILLINOIS
DEPARTMENT OF TRANSPORTATION

ROUTE NO.	SECTION	COUNTY	SHEET NO.	SHEET NO.
595	I-1	ROCK ISLAND	239	121
SHEET NO. 7 18 SHEETS				

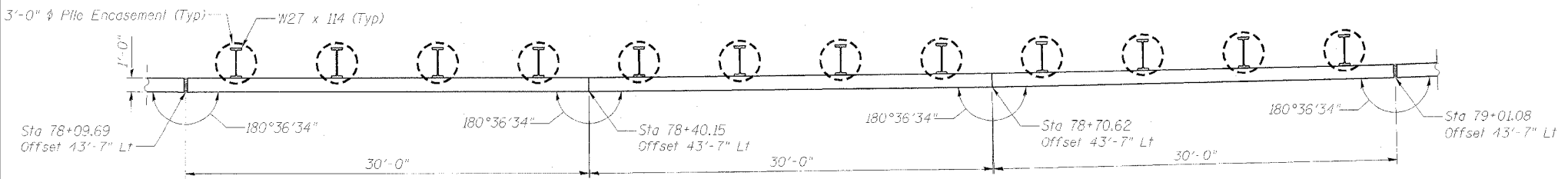
BILL OF MATERIAL

Bar	No.	Size	Length	Shape
d1 (E)	36	#4	2'-0"	□
h6 (E)	64	#6	32'-7"	—
h8 (E)	34	#6	29'-8"	—
h10 (E)	4	#4	31'-8"	—
h11 (F)	2	#4	29'-8"	—
h15 (E)	2	#4	27'-10"	—
v4 (E)	186	#4	10'-0"	—
v8 (E)	62	#4	7'-8"	—
v9 (E)	62	#4	8'-2"	—
v10 (E)	62	#4	8'-8"	—
Structure Excavation	Cu Yd		77.0	
Rock Excavation	Cu Yd		29.2	
For Structures				
Concrete Structures	Cu Yd		55.1	
Reinforcement Bars	Pound		7110	
Epoxy Coated				

Reinforcement bars designated (E) shall be epoxy coated.
See Sheet 2 of 18 for Expansion Joint and Water Seal Placement Detail.
See Sheet 12 of 18 for Pedestrian Railing Details.
See Sheet 3 of 18 for Retaining Wall, Typical Section and Underdrain Details.
Min Lap Length: #4 bar = 1'-8"
#6 bar = 2'-7"



FRONT FACE ELEVATION



PLAN

DESIGNED	-	NDR
CHECKED	-	DSE
DRAWN	-	RTT
CHECKED	-	DSE
DATE	-	JAN 31, 2006

Illinois Firm Registration No. 184-00533

Stanley Consultants Inc.
 850 West Higgins Road, Suite 730, Chicago, Illinois 60630-2801
 www.stanleygroup.com

WALL PLAN AND ELEVATION
RETAINING WALL D ALONG
IL ROUTE 5
FA 595 (IL ROUTE 5) SECTION I-1
ROCK ISLAND COUNTY
STA 76+50.00 TO STA 81+70.00
STRUCTURE NO. 081-W006