

STATE OF ILLINOIS
DEPARTMENT OF TRANSPORTATION

ROUTE NO.	SECTION	COUNTY	JOB NO.	SHEET	SHEET NO.
595	I-1	ROCK ISLAND	239	123	18 SHEETS
FED. ROAD DIST. NO. 2					
CONTRACT NO. 84986					

BILL OF MATERIAL

Bar	No.	Size	Length	Shape
d1 (E)	36	#4	2'-0"	□
h6 (E)	54	#6	32'-7"	—
h8 (E)	22	#6	29'-8"	—
h16 (E)	4	#4	31'-9"	—
h17 (E)	2	#4	29'-9"	—
h18 (E)	4	#4	6'-1"	—
h19 (E)	4	#4	22'-8"	—
h20 (E)	2	#4	9'-4"	—
h31 (E)	2	#4	26'-8"	—
v4 (E)	186	#4	10'-0"	—
v12 (E)	62	#4	7'-6"	—
v13 (E)	62	#4	6'-1"	—
v14 (E)	62	#4	4'-3"	—
Structure Excavation		Cu Yd	48.5	
Rock Excavation		Cu Yd	50.7	
For Structures				
Concrete Structures		Cu Yd	45.8	
Reinforcement Bars,		Pound	5900	
Epoxy Coated				

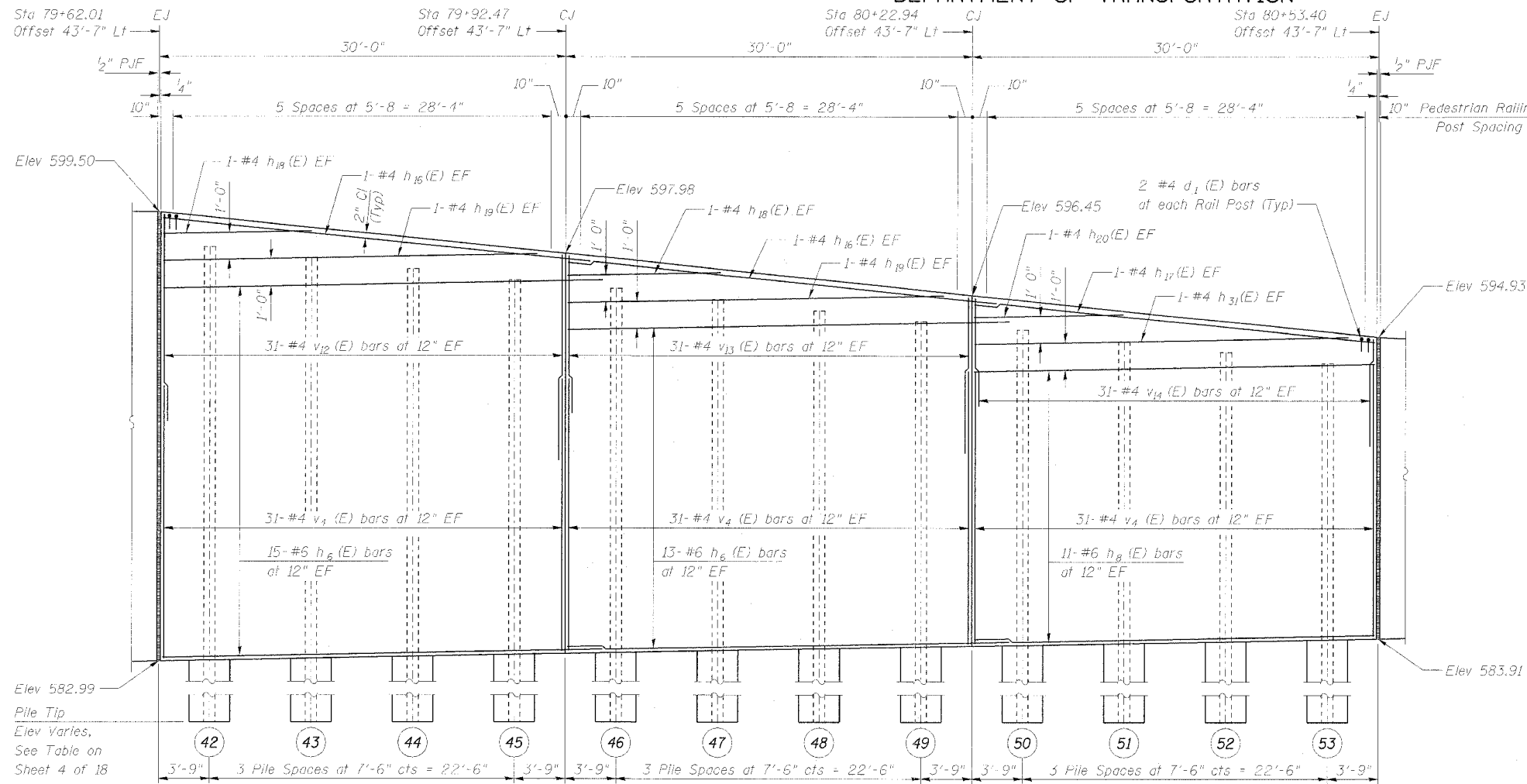
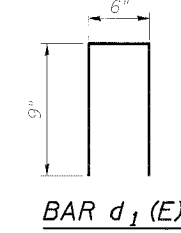
Reinforcement bars designated (E) shall be epoxy coated.

See Sheet 2 of 18 for Expansion Joint and Water Seal Placement Detail.

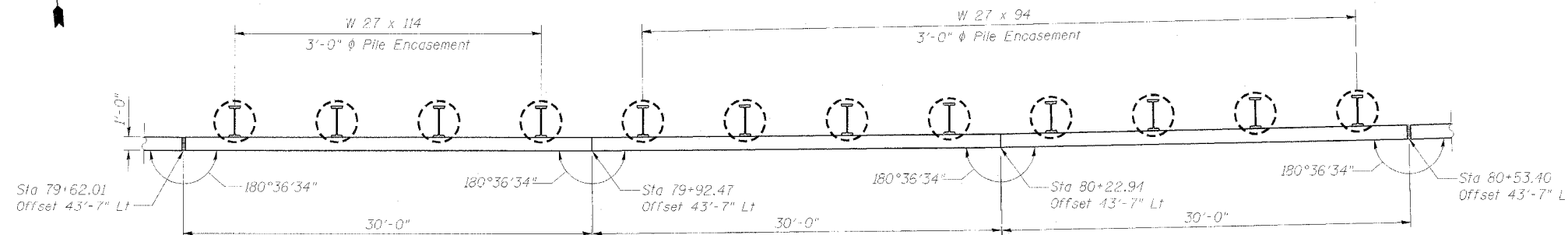

See Sheet 12 of 18 for Pedestrian Railing Details.

See Sheet 3 of 18 for Retaining Wall, Typical Section and Underdrain Details.

Min Lap Length: #4 bar = 1'-8"
#6 bar = 2'-7"



FRONT FACE ELEVATION



PLAN

DESIGNED	-	NDR
CHECKED	-	DSE
DRAWN	-	RTT
CHECKED	-	DSE
DATE	-	JAN 31, 2006

Illinois Firm Registration No. 184-00633

850 West Higgins Road, Suite 730, Chicago, Illinois 60631-2608
www.stanleygroup.com

WALL PLAN AND ELEVATION
RETAINING WALL D ALONG
IL ROUTE 5
FA 595 (IL ROUTE 5) SECTION I-1
ROCK ISLAND COUNTY
STA 76+50.00 TO STA 81+70.00
STRUCTURE NO. 081-W006