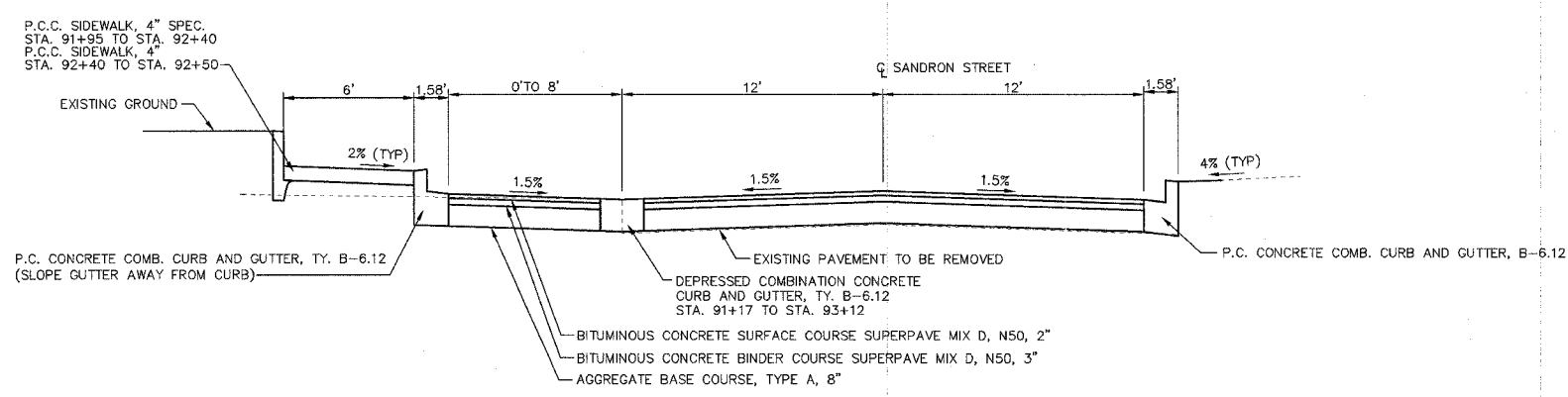
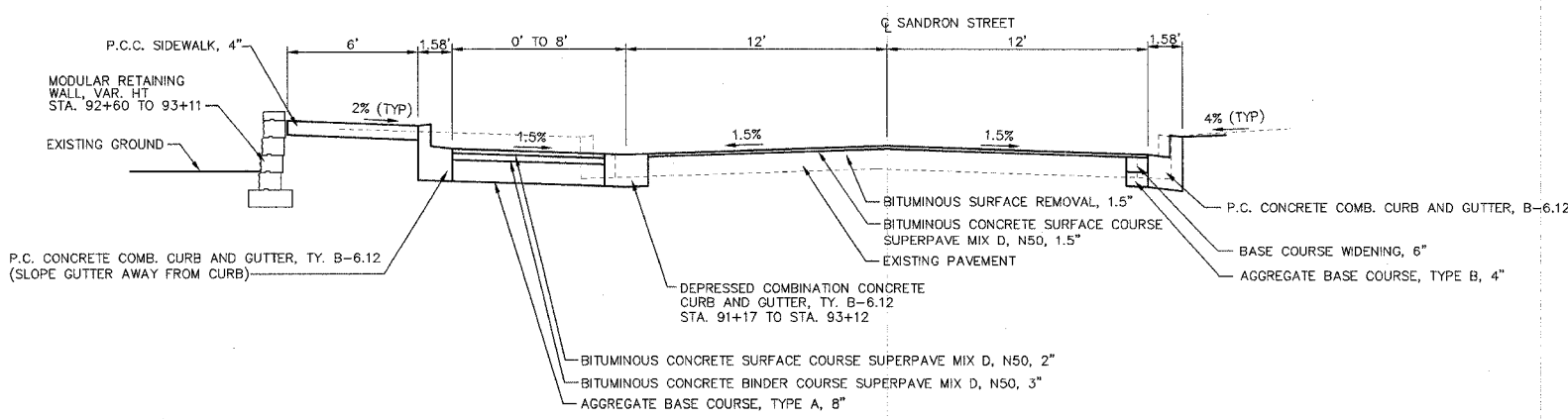


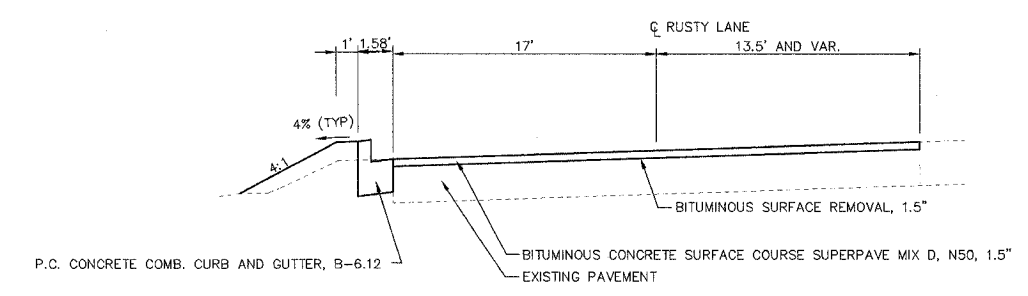
**SANDRON AVE. - TYPICAL SECTION**  
 SCALE: N.T.S. LOOKING EAST  
 STA. 90+13.00 TO STA. 91+95  
 STA. 93+05.80 TO STA. 94+16.94



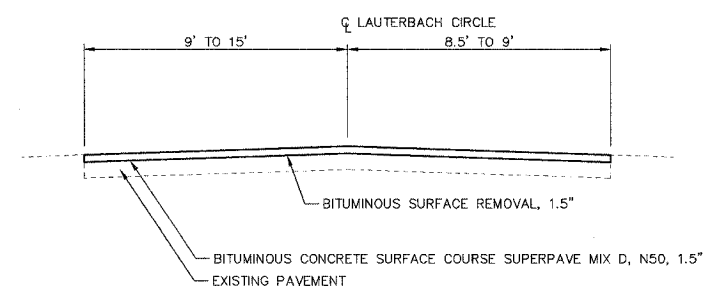
**SANDRON AVE. - TYPICAL SECTION**  
 SCALE: N.T.S. LOOKING EAST  
 STA. 91+95 TO STA. 92+50.00



**SANDRON AVE. - TYPICAL SECTION**  
 SCALE: N.T.S. LOOKING EAST  
 STA. 92+50.00 TO STA. 93+05.80



**RUSTY LANE - TYPICAL SECTION**  
 SCALE: N.T.S. LOOKING EAST



**LAUTERBACH CIR.- TYPICAL SECTION**  
 SCALE: N.T.S. LOOKING EAST