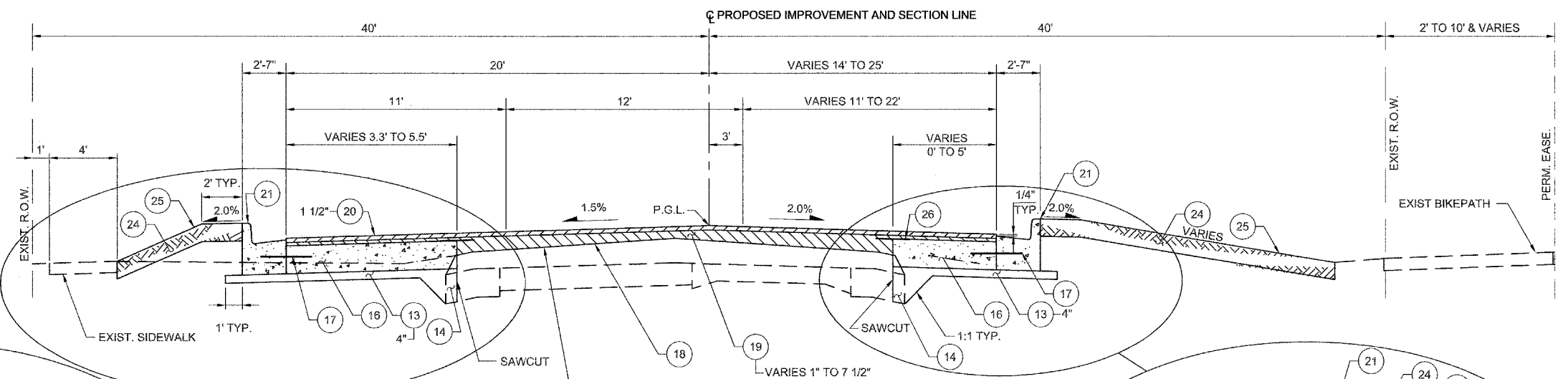
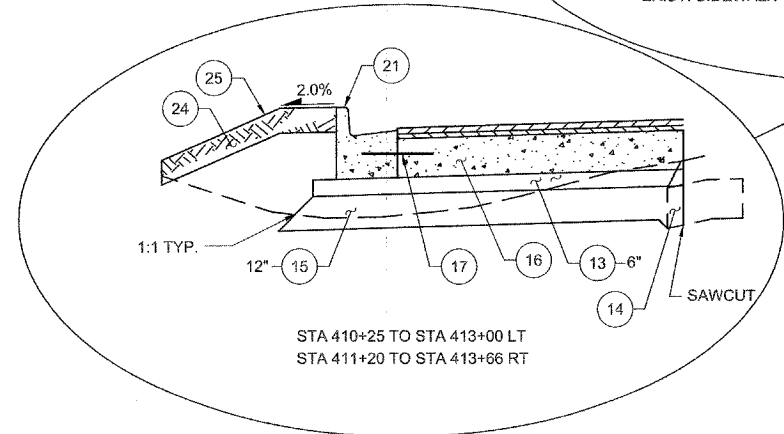


STA 414+06.03 TO STA 428+05.07 LT  
NOTE: 2' TO 3' PARKWAY IS ONLY SODDING LOCATION ON PROJECT SEE SCHEDULE OF QUANTITIES

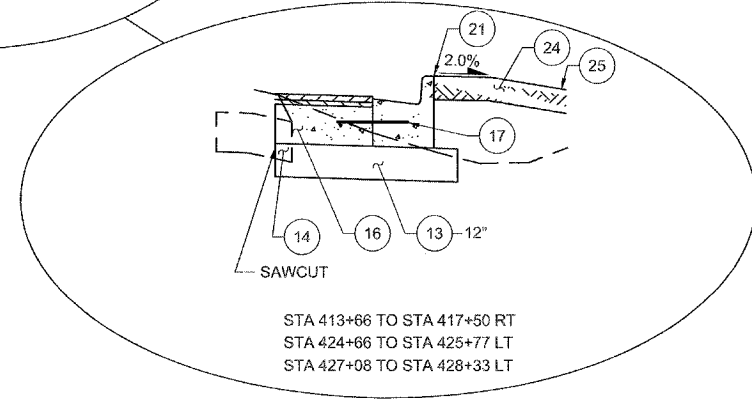


STA. 410+00 TO STA. ±430+00.00

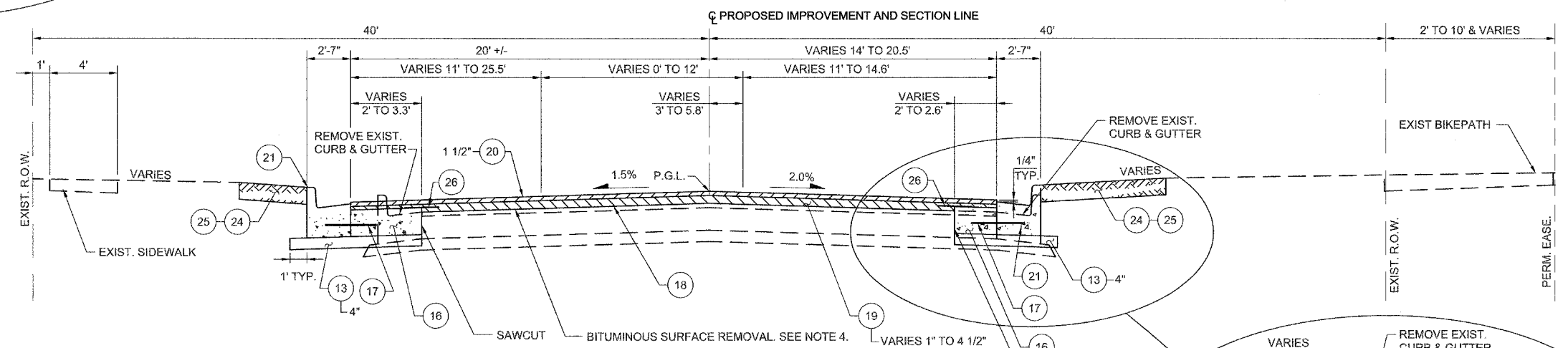
BITUMINOUS SURFACE REMOVAL. SEE NOTE 4.



STA 410+25 TO STA 413+00 LT  
STA 411+20 TO STA 413+66 RT

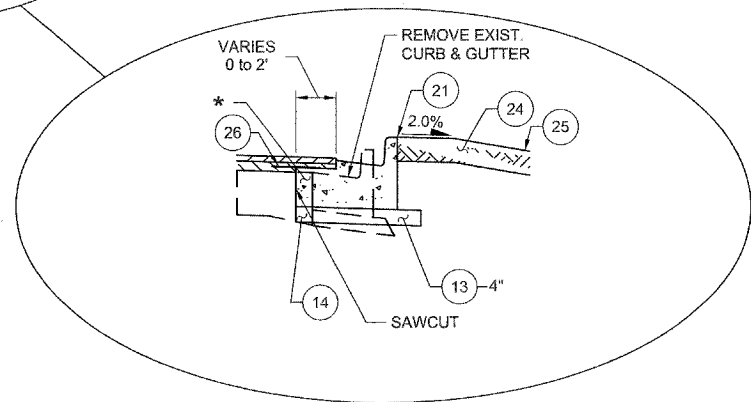


STA 413+66 TO STA 417+50 RT  
STA 424+66 TO STA 425+77 LT  
STA 427+08 TO STA 428+33 LT



STA. 407+20.00 TO STA. 410+00

BITUMINOUS SURFACE REMOVAL. SEE NOTE 4.



STA 408+68 TO STA 409+75.5 RT  
STA 408+57.9 TO STA 409+32 LT  
STA 424+73 TO STA 424+98.7 RT  
STA 443+66.8 TO STA 443+96.3 RT  
STA 443+21.2 TO STA 443+59.6 LT  
SIDEROADS

\* WIDENING SHALL BE POURED MONOLITHIC WITH GUTTER WHEN WIDTH IS 2' OR LESS. COST OF THIS WORK IS INCLUDED IN THE COST OF THE CURB & GUTTER.

LEGEND

- 13. PROP. SUB-BASE, GRANULAR MATERIAL, TYPE B
- 14. PROP. PAVEMENT REMOVAL (SPECIAL)
- 15. PROP. AGGREGATE SUBGRADE SPECIAL
- 16. PROP. PORTLAND CEMENT CONCRETE BASE COURSE WIDENING, 7 1/2"
- 17. PROP. #6 x 30" TIEBAR ON 24" CENTERS
- 18. PROP. BITUMINOUS MATERIALS, PRIME COAT
- 19. PROP. POLYMERIZED LEVELING BINDER, SUPERPAVE N90 (MAXIMUM LIFT THICKNESS SHALL BE 2 1/2")
- 20. PROP. POLYMERIZED BITUMINOUS CONCRETE SURFACE COURSE, SUPERPAVE, MIX "D", N90
- 21. PROP. COMBINATION CONCRETE CURB & GUTTER, TYPE B-6.24
- 22. PROP. SODDING
- 23. PROP. PCC SIDEWALK, 5"
- 24. PROP. TOPSOIL PLACEMENT, 4"
- 25. PROP. SEEDING AND MULCH
- 26. PROP. STRIP REFLECTIVE CRACK CONTROL