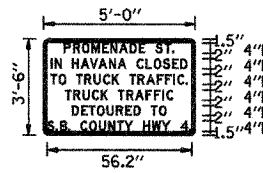


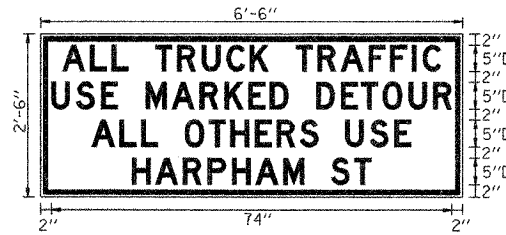
F.A.S. RTE.	SECTION	COUNTY	TOTAL SHEETS	SHEET NO.
567	04-00027-D1-PV	MASON	79	75
STA.		TO STA.		
FED. ROAD DIST. NO.		ILLINOIS	FED. AID PROJECT	



SIGN NUMBER	S1
WIDTH x HGHT.	5'-0" x 3'-6"
BORDER WIDTH	0.75"
CORNER RADIUS	1.38"
MOUNTING	GROUND
BACKGROUND	TYPE: REFLECTIVE
LEGEND/BORDER	TYPE: REFLECTIVE
	COLOR: BLACK

DIMENSIONS ARE IN ENGLISH
LETTER LOCATIONS ARE PANEL EDGE TO LOWER LEFT CORNER

P	R	O	M	E	N	A	D	E	S	T	.				
7.9	11.6	15	18.8	22.8	26	29.4	33.5	37.2	39.6	43.6	47.1	50			
I	N	H	A	V	A	N	A	C	L	O	S	E	D		
2.7	4.3	7	11	14.5	18.1	21.3	25.4	28.9	32.2	36.2	39.7	42.8	46.4	50.1	53.9
T	O	T	R	U	C	K	T	R	A	F	F	I	C		
2.7	5.8	8.7	12.7	15.9	19.5	23.1	26.6	29.4	33.4	36.5	40	44.1	47.3	50.6	53.6
T	R	U	C	K	T	R	A	F	F	I	C				
8.4	11.5	15.2	18.8	22.3	25	29	32.2	35.7	39.8	43	46.2	47.7			
D	E	T	O	U	R	E	D	T	O						
11	14.7	17.6	20.8	24.6	28.2	31.9	35	37.8	41.7	44.9					
S	B	C	O	U	N	T	Y	H	W	Y					
1.4	4.8	6.3	9.5	10.3	14.3	17.8	21.5	25.2	28.6	31.3	34.7	38.7	42.1	45.9	

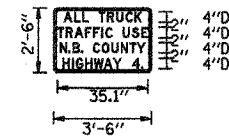


SIGN NUMBER	S2
WIDTH x HGHT.	6'-6" x 2'-6"
BORDER WIDTH	0.75"
CORNER RADIUS	0"
MOUNTING	GROUND
BACKGROUND	TYPE: REFLECTIVE
LEGEND/BORDER	TYPE: REFLECTIVE
	COLOR: ORANGE
	COLOR: BLACK

BORDER
TH=0.75"
IN=0.5"

Dimensions are in inches, tenths
Letter locations are panel edge to lower left corner

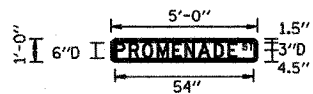
LETTER POSITIONS (X)												LENGTH SERIES/SIZE					
A	L	L	T	R	U	C	K	T	R	A	F	F	I	C		D5	
4	9.1	13.1	16.2	21.2	25.2	29.8	34.4	38.7	42.2	47.2	51.2	55.5	60.6	64.7	68.7	70.6	70
U	S	E	M	A	R	K	E	D	D	E	T	O	U	R		D5	
2	6.6	11.2	14.3	19.4	24.3	29.4	34	38.4	42.4	45.8	51	55.6	59.3	63.3	68	72.6	74
A	L	L	O	T	H	E	R	S	U	S	E					D5	
9.5	14.6	18.6	21.7	26.7	31.1	35.1	39.7	43.7	48	51.3	56.3	60.9	65.4			59	
H	A	R	P	H	A	M	S	T								D5	
16.9	21.2	26.3	30.9	35.4	39.8	44.9	48.7	53.7	58							44.2	



SIGN NUMBER	S3
WIDTH x HGHT.	3'-6" x 2'-6"
BORDER WIDTH	0.75"
CORNER RADIUS	1.38"
MOUNTING	GROUND
BACKGROUND	TYPE: REFLECTIVE
LEGEND/BORDER	TYPE: REFLECTIVE
	COLOR: ORANGE
	COLOR: BLACK

DIMENSIONS ARE IN ENGLISH
LETTER LOCATIONS ARE PANEL EDGE TO LOWER LEFT CORNER

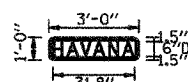
A	L	L	T	R	U	C	K	T	R	A	F	F	I	C	U	S	E
3.8	7.9	11.1	13.5	17.5	20.7	24.4	28	31.6									
T	R	A	F	F	I	C	U	S	E								
1.4	4.8	8.1	12.2	15.4	18.6	20.1	22.8	26.8	30.5	34.1							
N	B	C	O	U	N	T	Y										
2.4	5.6	7.3	10.5	11.3	15.3	18.7	22.5	26.1	29.6	32.3							
H	I	G	H	W	A	Y											
3.4	7.1	8.6	12.3	15.7	19.5	23.1	26.5	30.5	33.9								



SIGN NUMBER	S4
WIDTH x HGHT.	5'-0" x 3'-0"
BORDER WIDTH	0.75"
CORNER RADIUS	1.38"
MOUNTING	GROUND
BACKGROUND	TYPE: REFLECTIVE
LEGEND/BORDER	TYPE: REFLECTIVE
	COLOR: ORANGE
	COLOR: BLACK

DIMENSIONS ARE IN ENGLISH
LETTER LOCATIONS ARE PANEL EDGE TO LOWER LEFT CORNER

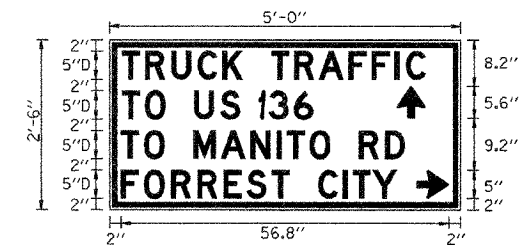
P	R	O	M	E	N	A	D	E	S	T
1.5	7	12.1	17.8	23.9	28.6	33.9	40	45.4	51.1	53.7



SIGN NUMBER	S5
WIDTH x HGHT.	3'-0" x 1'-0"
BORDER WIDTH	0.75"
CORNER RADIUS	1.38"
MOUNTING	GROUND
BACKGROUND	TYPE: REFLECTIVE
LEGEND/BORDER	TYPE: REFLECTIVE
	COLOR: ORANGE
	COLOR: BLACK

DIMENSIONS ARE IN ENGLISH
LETTER LOCATIONS ARE PANEL EDGE TO LOWER LEFT CORNER

H	A	V	A	N	A
1.6	6.8	12.2	17.1	23.2	28.4



SIGN NUMBER	S6
WIDTH x HGHT.	5'-0" x 2'-6"
BORDER WIDTH	0.75"
CORNER RADIUS	0"
MOUNTING	GROUND
BACKGROUND	TYPE: REFLECTIVE
LEGEND/BORDER	TYPE: REFLECTIVE
	COLOR: ORANGE
	COLOR: BLACK

BORDER
TH=0.75"
IN=0.5"

DIMENSIONS ARE IN INCHES, TENTHS
LETTER LOCATIONS ARE PANEL EDGE TO LOWER LEFT CORNER

LETTER POSITIONS (X)												LENGTH SERIES/SIZE	
T	R	U	C	K	T	R	A	F	F	I	C		D5
2.2	6.2	10.7	15.3	19.6	23	28	32	36.3	41.5	45.4	49.4	51.4	52.6
T	O	U	S	3	6								D5
2.2	6.2	9.7	14.7	19.2	22.6	27.6	31.9						33.1
T	O	M	A	N	I	T	O	R	D				D5
2	6	9.5	14.5	19.3	24.4	29	30.7	34.7	38.2	43.2	47.8		49.1
F	O	R	R	E	S	T	C	I	T	Y			D5
2	6	10.7	15.3	19.8	23.8	28.1	31.2	36.2	40.5	42.2	45.6		47.8

REVISIONS	
NAME	DATE

ILLINOIS DEPARTMENT OF TRANSPORTATION
PROMENADE STREET (C.H. 20)
SIGN LEGEND AND SPACING DETAIL

SCALE: VERT.
HORIZ.
DATE 11/8/05

DRAWN BY JLW
CHECKED BY RXC

3:34:37 PM
02/01/2006 07:34 PM
#FILE#
LAYOUT KEI 8/04/05
DRAWN TCJ 1/24/06
REVIEWED RRC 2/03/06