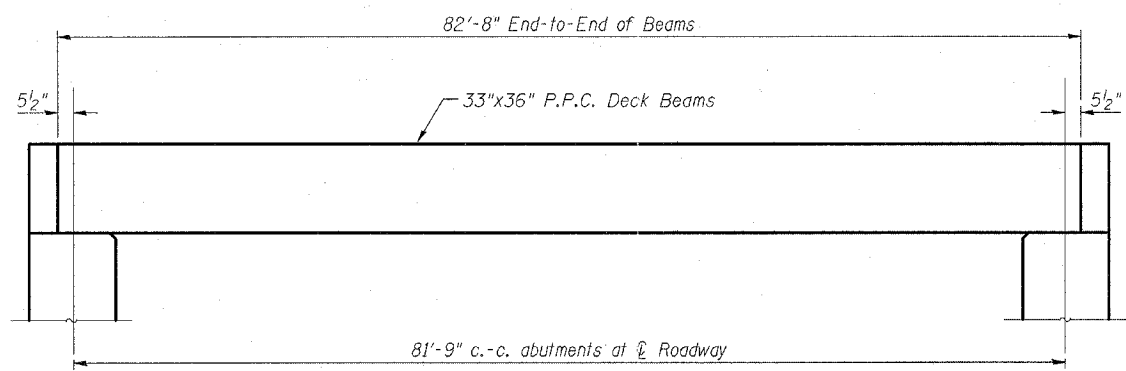
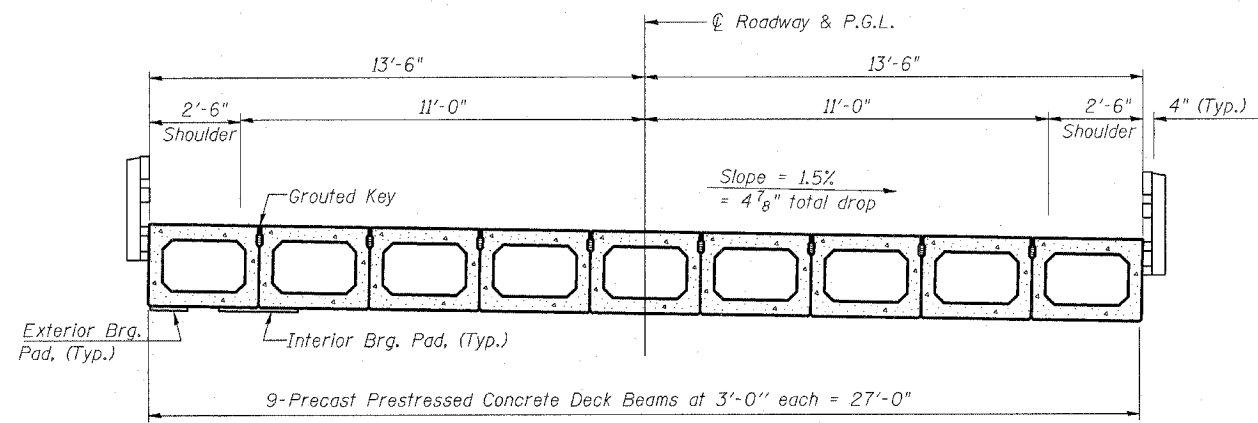


F.A. RTE.	SECTION	COUNTY	TOTAL SHEETS	SHEET NO.
1926	04-00093-00-BR	UNION	22	11
STA.		TO STA.		
FED. ROAD DIST. NO.	ILLINOIS	FED. AID PROJECT		

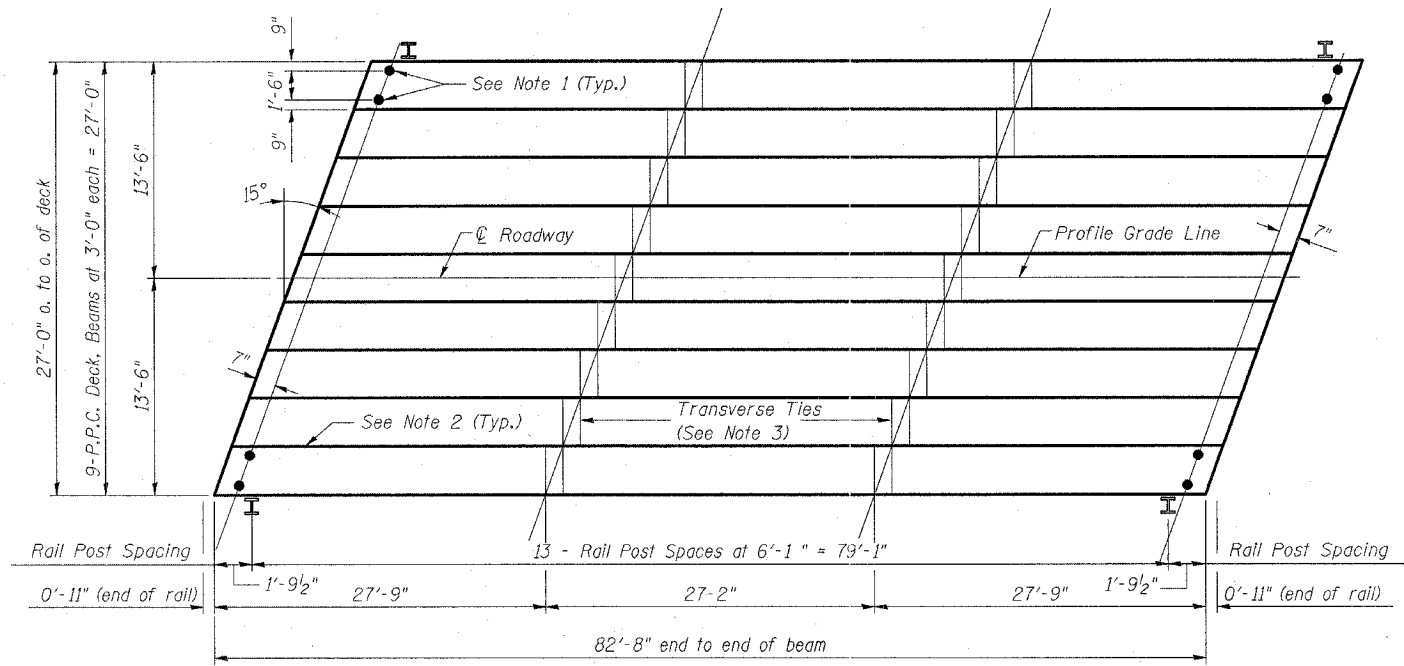
SHEET NO. 2
5 SHEETS



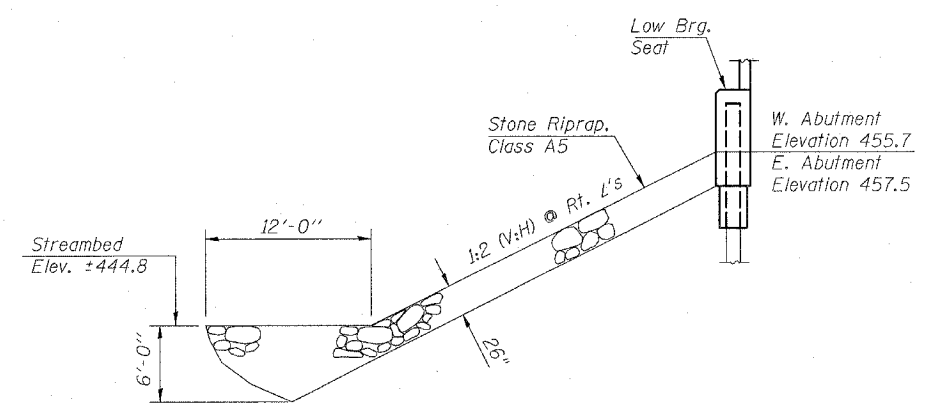
ELEVATION



CROSS SECTION
(Looking West)



PLAN



STONE RIPRAP ANCHOR DETAIL

NOTES

1. After beams have been erected, holes shall be drill into substructure and anchor dowels placed. Dowel holes shall be filled with non-shrink grout to top of beam and allowed to cure min. 24 hours prior to grouting the shear keys.
2. Longitudinal keys shall be grouted.
3. The 1" ϕ rods in the tranverse tie assembly shall be tightened to a snug fit and the threads set. Pockets that receive transverse tie bar outside shall be filled with grout after transverse tie assembly is in place.
4. The bearing seat surfaces shall be adjusted by shimming to assure firm and even bearing. Two 1/8" fabric adjusting shims of the dimensions of the Exterior Bearing Pad shall be provided for each bearing.

REVISIONS	
NAME	DATE

ILLINOIS DEPARTMENT OF TRANSPORTATION
F.A.S. 1926
SECTION 04-00093-00-BR
UNION COUNTY
COUNTY HIGHWAY 8 OVER BRADSHAW CREEK
**P.P.C. DECK BEAM
SUPERSTRUCTURE**

SCALE: VERT. _____
HORIZ. _____
DATE 02/03/06

DRAWN BY MGM
CHECKED BY SMK



LAYOUT: SMK 12/03/04 r/g
DRAWN: MGM 07/13/05 07/31/2006
REVIEWED: SMK 10/13/05 10/04/05 04/20/05 05/17/05 05/17/05