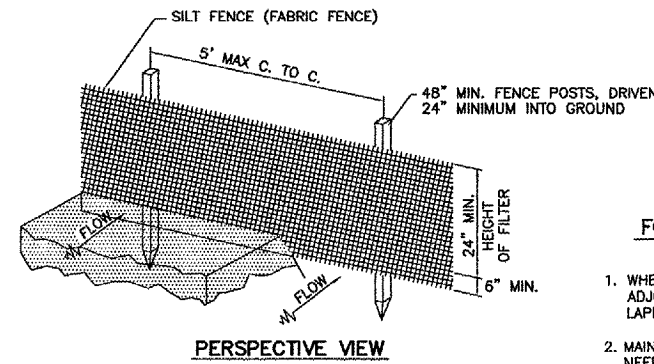


NOTES:

1. FILTER WRAP TO BE PLACED IN ALL SLOPE BOXES, INLETS, MANHOLES, TRENCH DRAINS AND CATCH BASINS LOCATED IN PAVED AREAS AND NONPAVED AREAS.
2. FABRIC SHALL BE IN CONFORMANCE WITH MATERIALS SPECIFIED FOR FABRIC FENCE.
3. FABRIC SHALL OVERLAY FRAME BY 2-INCH (MINIMUM).
4. CONTRACTOR SHALL CLEAR DEBRIS AND SILT AS REQUIRED FROM FABRIC TO MAINTAIN DRAINAGE THROUGH THE STRUCTURE.
5. FABRIC SHALL REMAIN IN PLACE UNTIL TURFED AREAS HAVE DEVELOPED A MINIMUM OF 80% OF COVERAGE.
6. COST OF FILTER WRAP SHALL BE CONSIDERED INCIDENTAL TO SILT FENCE.

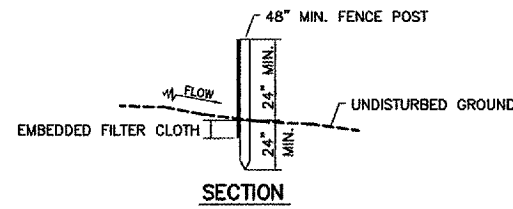
DRAINAGE STRUCTURE FILTER WRAP

N.T.S.



CONSTRUCTION NOTES FOR SILT (FABRIC) FENCE

1. WHEN TWO SECTIONS OF FILTER CLOTH ADJOIN EACH OTHER THEY SHALL BE OVERLAPPED BY 6-INCH MIN. AND FOLDED.
2. MAINTENANCE SHALL BE PERFORMED AS NEEDED AND MATERIAL REMOVED WHEN "BULGES" DEVELOP IN THE SILT FENCE. MAINTENANCE, WHICH INCLUDES THE REPLACEMENT OF DAMAGED FENCE, SHALL BE CONSIDERED INCIDENTAL TO THE COST OF THE EROSION CONTROL FENCE.
3. SILT FENCE SHALL BE INSTALLED PER STORM WATER POLLUTION PREVENTION PLAN OR AS DIRECTED BY THE ENGINEER.

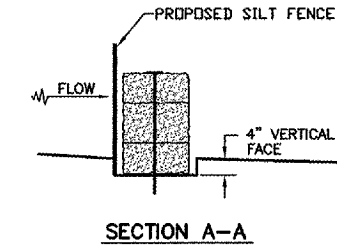


EROSION CONTROL FABRIC FENCE DETAIL

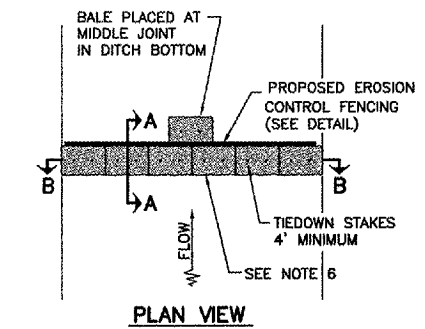
N.T.S.

NOTES

1. BALES SHALL BE PLACED AT THE TOE OF SLOPE OR ON A CONTOUR AND IN A ROW WITH ENDS TIGHTLY ABUTTING THE ADJACENT BALES.
2. EACH BALE SHALL BE EMBEDDED IN THE SOIL A MINIMUM OF 4 INCHES, AND PLACED SO THE BINDINGS ARE HORIZONTAL.
3. BALES SHALL BE SECURELY ANCHORED IN PLACE BY EITHER TWO STAKES OR REBARS DRIVEN THROUGH THE BALE. THE FIRST STAKE IN EACH BALE SHALL BE DRIVEN TOWARD THE PREVIOUSLY LAID BALE AT AN ANGLE TO FORCE THE BALES TOGETHER. STAKES SHALL BE DRIVEN FLUSH WITH THE BALE.
4. INSPECTION SHALL BE FREQUENT AND REPAIR / REPLACEMENT SHALL BE MADE PROMPTLY AS NEEDED.
5. BALES SHALL BE REMOVED WHEN THEY HAVE SERVED THEIR USEFULNESS SO AS NOT TO BLOCK OR IMPEDE STORM FLOW OR DRAINAGE. COST OF REMOVAL / REPLACEMENT TO BE INCLUDED IN UNIT PRICE FOR BALES.
6. AFTER FINAL APPROVAL OF THE ENGINEER, STRAW BALES MAY BE REMOVED. CONTRACTOR SHALL PLACE SOD, EXCELSIOR BLANKET WITH SEED OR KNITTED STRAW MAT WITH SEED OVER THE DISTURBED AREAS. COST INCIDENTAL TO BALES.



SECTION A-A



PLAN VIEW

HAY OR STRAW DITCH CHECK

N.T.S.

DU072

K:\Dupage\1025702\Draw\Sheets\FILE: Ph1-stormerosdtl.dwg
LAYOUT: Layout1
UPDATE BY: jllinke
SURVEY BOOK #
DATE: Fri 3/3/06 2:22pm
XREF DWG: tbcint.dwg
tb.dwg

REVISIONS

| NUMBER | BY | DATE |
|--------|----|------|
| | | |
| | | |
| | | |

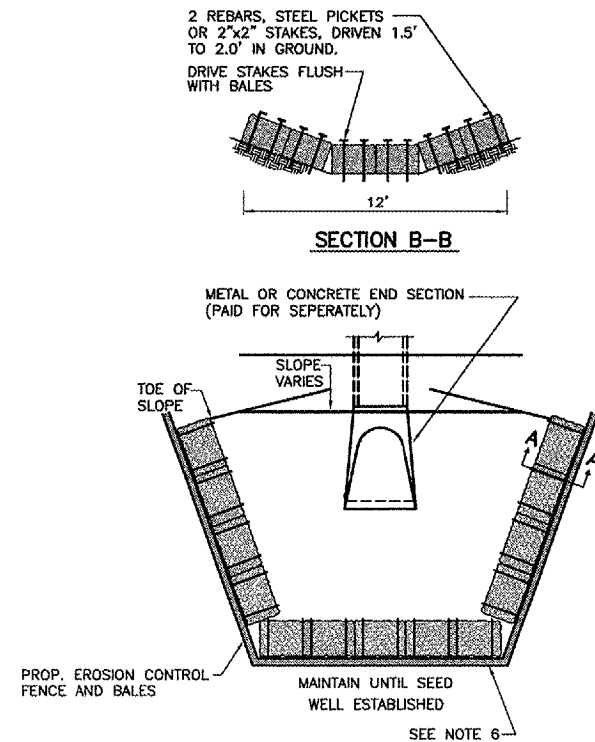
0 1 2
THIS BAR IS EQUAL TO 2" AT FULL SCALE (34X22).

**DUPAGE AIRPORT
WEST CHICAGO, ILLINOIS
ROADWAY IMPROVEMENTS FOR SOUTH FLIGHT CENTER
DEVELOPMENT - PHASE 1**

**STORM WATER POLLUTION
PREVENTION PLAN
DETAILS**

NOTES

1. BALES SHALL BE PLACED AT THE TOE OF SLOPE OR ON A CONTOUR AND IN A ROW WITH ENDS TIGHTLY ABUTTING THE ADJACENT BALES.
2. EACH BALE SHALL BE EMBEDDED IN THE SOIL A MINIMUM OF 4 INCHES, AND PLACED SO THE BINDINGS ARE HORIZONTAL.
3. BALES SHALL BE SECURELY ANCHORED IN PLACE BY EITHER TWO STAKES OR REBARS DRIVEN THROUGH THE BALE. THE FIRST STAKE IN EACH BALE SHALL BE DRIVEN TOWARD THE PREVIOUSLY LAID BALE AT AN ANGLE TO FORCE THE BALES TOGETHER. STAKES SHALL BE DRIVEN FLUSH WITH THE BALE.
4. INSPECTION SHALL BE FREQUENT AND REPAIR / REPLACEMENT SHALL BE MADE PROMPTLY AS NEEDED.
5. BALES SHALL BE REMOVED WHEN THEY HAVE SERVED THEIR USEFULNESS SO AS NOT TO BLOCK OR IMPEDE STORM FLOW OR DRAINAGE. COST OF REMOVAL / REPLACEMENT TO BE INCLUDED IN UNIT PRICE FOR BALES.
6. AFTER FINAL APPROVAL OF THE ENGINEER, STRAW BALES MAY BE REMOVED. CONTRACTOR SHALL PLACE SOD, EXCELSIOR BLANKET WITH SEED OR KNITTED STRAW MAT WITH SEED OVER THE DISTURBED AREAS. COST INCIDENTAL TO BALES.

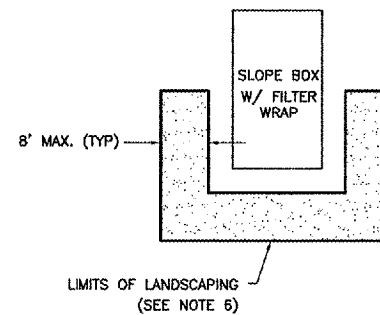


INLET PROTECTION (END SECTION)

N.T.S.

NOTES

1. BALES SHALL BE PLACED AT THE TOE OF SLOPE OR ON A CONTOUR AND IN A ROW WITH ENDS TIGHTLY ABUTTING THE ADJACENT BALES.
2. EACH BALE SHALL BE EMBEDDED IN THE SOIL A MINIMUM OF 4 INCHES, AND PLACED SO THE BINDINGS ARE HORIZONTAL.
3. BALES SHALL BE SECURELY ANCHORED IN PLACE BY EITHER TWO STAKES OR REBARS DRIVEN THROUGH THE BALE. THE FIRST STAKE IN EACH BALE SHALL BE DRIVEN TOWARD THE PREVIOUSLY LAID BALE AT AN ANGLE TO FORCE THE BALES TOGETHER. STAKES SHALL BE DRIVEN FLUSH WITH THE BALE.
4. INSPECTION SHALL BE FREQUENT AND REPAIR / REPLACEMENT SHALL BE MADE PROMPTLY AS NEEDED.
5. BALES SHALL BE REMOVED WHEN THEY HAVE SERVED THEIR USEFULNESS SO AS NOT TO BLOCK OR IMPEDE STORM FLOW OR DRAINAGE. COST OF REMOVAL / REPLACEMENT TO BE INCLUDED IN UNIT PRICE FOR BALES.
6. AFTER FINAL APPROVAL OF THE ENGINEER, STRAW BALES MAY BE REMOVED. CONTRACTOR SHALL PLACE SOD, EXCELSIOR BLANKET WITH SEED OR KNITTED STRAW MAT WITH SEED OVER THE DISTURBED AREAS. COST INCIDENTAL TO BALES.

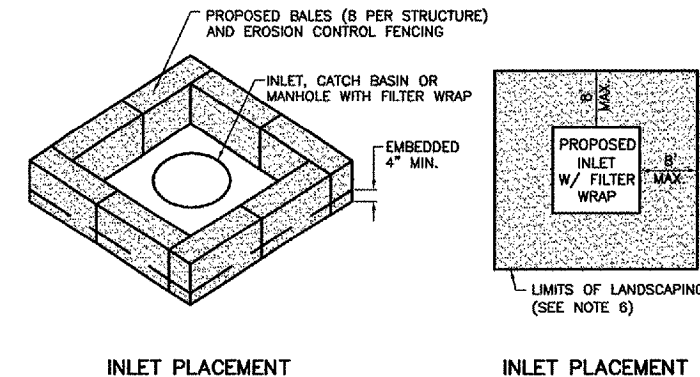


INLET PROTECTION (SLOPE BOX)

N.T.S.

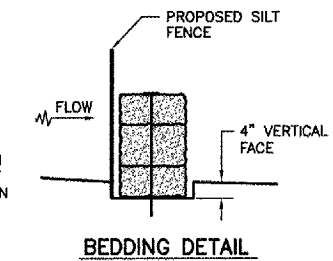
NOTES

1. BALES SHALL BE PLACED AT THE TOE OF SLOPE OR ON A CONTOUR AND IN A ROW WITH ENDS TIGHTLY ABUTTING THE ADJACENT BALES.
2. EACH BALE SHALL BE EMBEDDED IN THE SOIL A MINIMUM OF 4 INCHES, AND PLACED SO THE BINDINGS ARE HORIZONTAL.
3. BALES SHALL BE SECURELY ANCHORED IN PLACE BY EITHER TWO STAKES OR REBARS DRIVEN THROUGH THE BALE. THE FIRST STAKE IN EACH BALE SHALL BE DRIVEN TOWARD THE PREVIOUSLY LAID BALE AT AN ANGLE TO FORCE THE BALES TOGETHER. STAKES SHALL BE DRIVEN FLUSH WITH THE BALE.
4. INSPECTION SHALL BE FREQUENT AND REPAIR / REPLACEMENT SHALL BE MADE PROMPTLY AS NEEDED.
5. BALES SHALL BE REMOVED WHEN THEY HAVE SERVED THEIR USEFULNESS SO AS NOT TO BLOCK OR IMPEDE STORM FLOW OR DRAINAGE. COST OF REMOVAL / REPLACEMENT TO BE INCLUDED IN UNIT PRICE FOR BALES.
6. AFTER FINAL APPROVAL OF THE ENGINEER, STRAW BALES MAY BE REMOVED. CONTRACTOR SHALL PLACE SOD AND MULCH OVER THE DISTURBED AREAS, COST INCIDENTAL TO BALES.



INLET PLACEMENT

INLET PLACEMENT



BEDDING DETAIL

INLET PROTECTION (INLET/MANHOLES)

N.T.S.

© Copyright CMT, Inc.
CMT
 CRAWFORD, MURPHY & TILLY, INC.
 CONSULTING ENGINEERS
 License No. 184-000615



| | |
|--------------|----------|
| DESIGN BY: | JRL |
| DRAWN BY: | JWD |
| CHECKED BY: | JRL |
| APPROVED BY: | DLP |
| DATE: | 03/03/06 |
| JOB No: | 05257-02 |