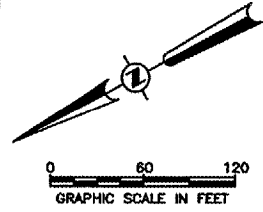
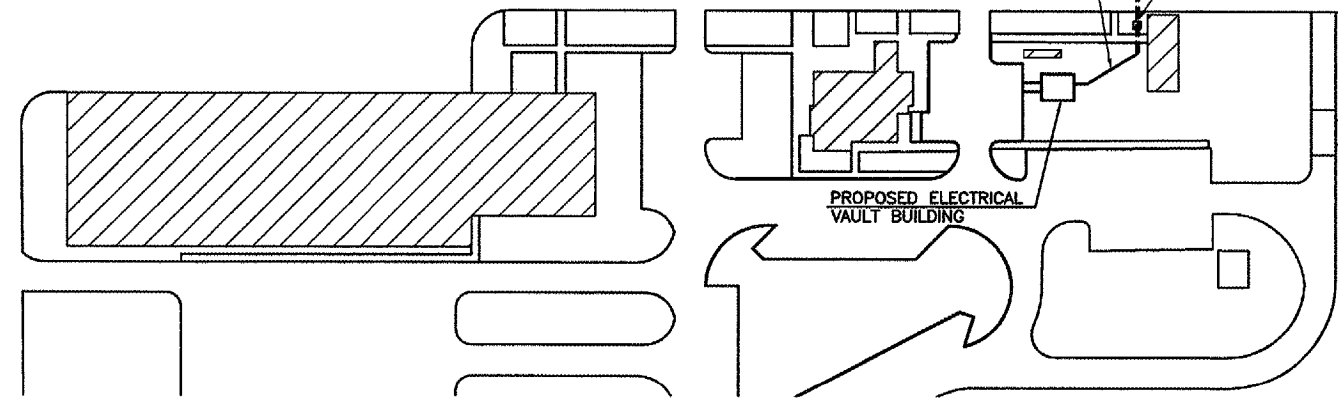
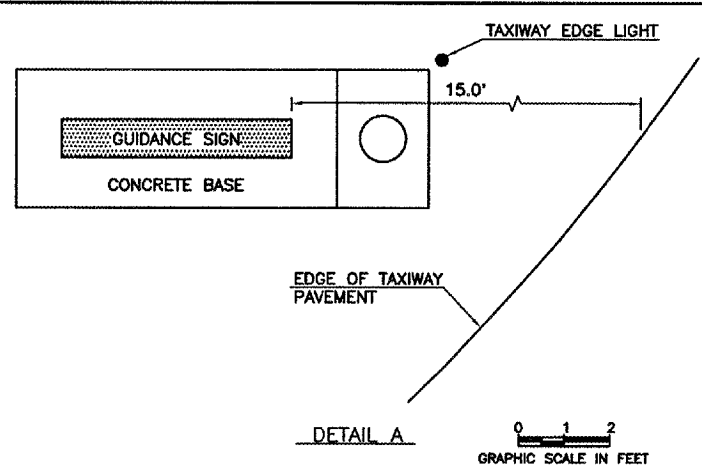


- NOTES**
1. ALL 40' R. EDGE LIGHT LAYOUTS AT INTERSECTIONS ON THIS SHEET SHALL BE 2 SPACES @ 45°00'00" WITH A CHORD DISTANCE OF 30.6' EACH SPACE UNLESS OTHERWISE NOTED.
 2. FOR GENERAL NOTES AND LEGEND APPLICABLE TO THIS LAYOUT SHEET, SEE THE NEXT SHEET IN THESE PLANS.
 3. THE EXISTING 4-NO. 12 - 12/C CABLES THAT RUN FROM THE EXISTING TRANSCLUSURE THROUGH THE 6-WAY DUCT UNDER THE APRON AND THROUGH THE DUCT UNDER TAXIWAY A TO THE DUCT UNDER RUNWAY 3-21 SHALL BE REMOVED AT ALL LOCATIONS ENCOUNTERED WHEN INSTALLING NEW CIRCUIT CABLES UNDER THIS PROJECT. COST OF SAID REMOVAL TO BE INCIDENTAL TO THE CONTRACT.



GALESBURG MUNICIPAL AIRPORT GALESBURG, ILLINOIS	
RUNWAY 3-21 AND ASSOCIATED TAXIWAYS LIGHTING LAYOUT	
HUTCHISON ENGINEERING, INC. JACKSONVILLE, ILLINOIS	
DRAWN BY: T.L.D. DATE: MARCH, 2006	ILL. PROJ. NO. 69C-3433 AIP PROJ. NO. 3-17-0047-B8