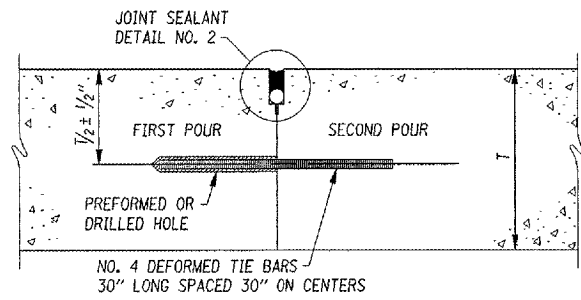
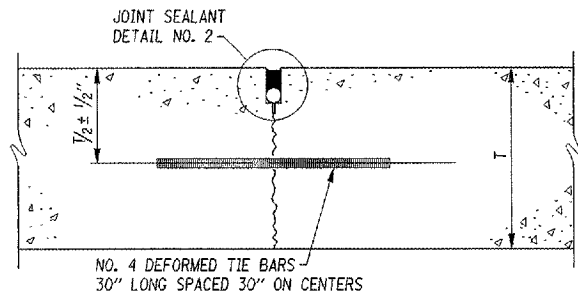


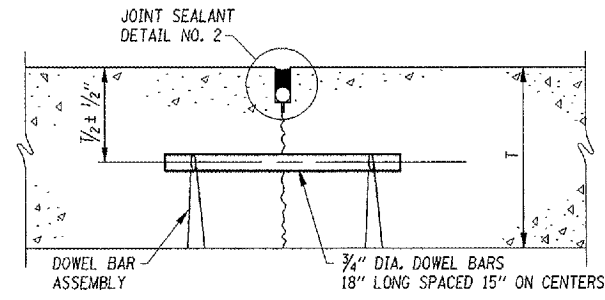
CONTRACT NUMBER	COUNTY	TOTAL SHEETS	SHEET NO.
G002	BOND	29	15



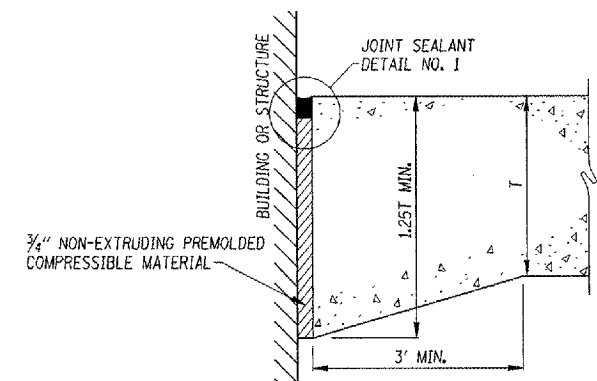
D TYPE D LONGITUDINAL CONSTRUCTION JOINT
NOT TO SCALE



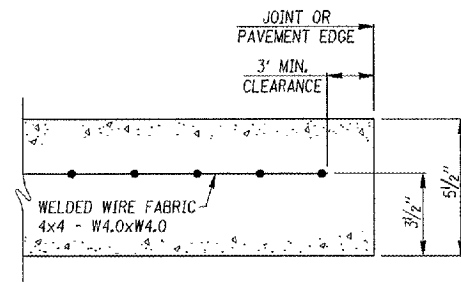
E TYPE E LONGITUDINAL SAWED JOINT
NOT TO SCALE



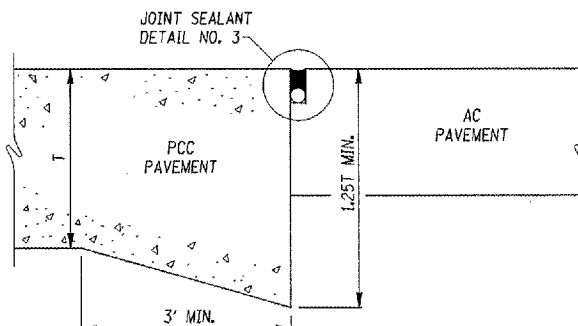
F TYPE F TRANSVERSE CONTRACTION JOINT
NOT TO SCALE



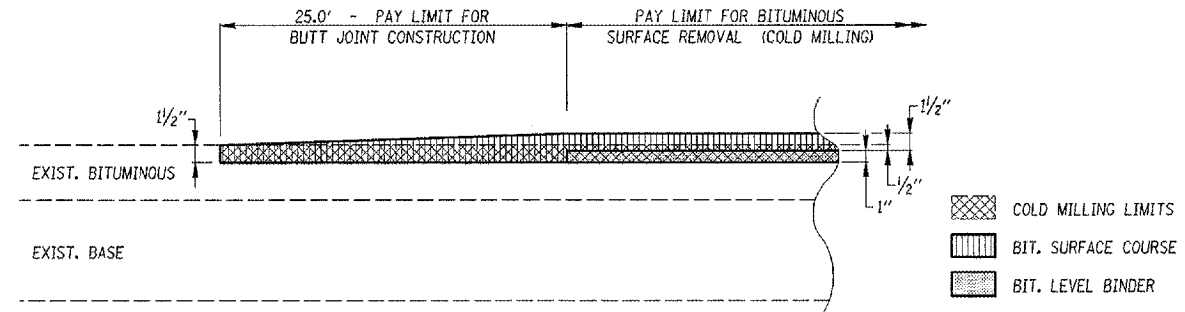
S TYPE S EXPANSION JOINT W/THICKENED EDGE AT STRUCTURE
NOT TO SCALE



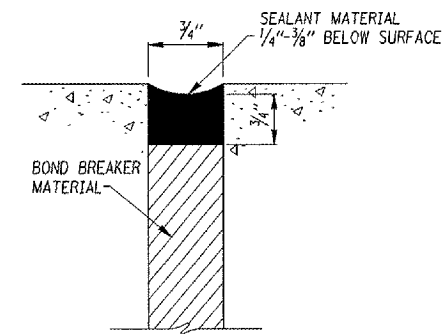
REINFORCED PAVEMENT DETAIL
NOT TO SCALE



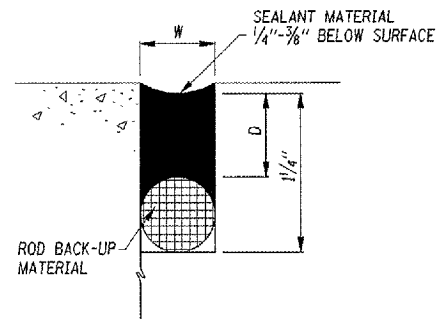
G TYPE G AC/PCC BUTT JOINT W/THICKENED EDGE
NOT TO SCALE



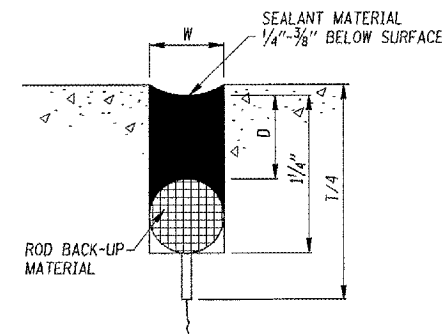
AC BUTT JOINT DETAIL
NOT TO SCALE



DETAIL 1



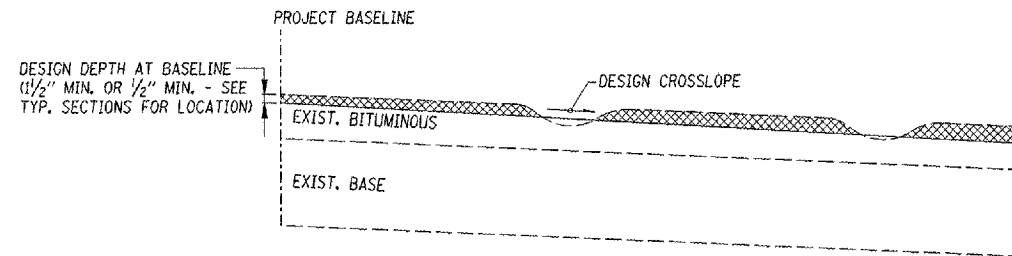
DETAIL 3



DETAIL 2

NOTES

1. SEALANT RESERVOIR SIZED TO PROVIDE PROPER SHAPE FACTOR, W/D. FIELD POURED AND PREFORMED SEALANTS REQUIRE DIFFERENT SHAPE FACTORS FOR OPTIMUM PERFORMANCE.
2. SEPARATING TAPE OR BACKER MATERIAL REQUIRED TO PREVENT JOINT SEALANT FROM FLOWING INTO SAWCUT, TO SEPARATE NON-COMPATIBLE MATERIALS AND TO PREVENT SEALANT FROM BONDING TO BOTTOM OF RESERVOIR.
3. SEPARATING TAPE AND BACKER MATERIAL MUST BE COMPATIBLE WITH THE TYPE OF LIQUID SEALANT USED AND SIZED TO PROVIDE THE DESIRED SHAPE FACTOR.
4. W = WIDTH OF SEALANT RESERVOIR, 1/2" MIN. AND 3/8" MAX. EXCEPT FOR EXPANSION JOINTS WHERE W = 3/4"
5. D = DEPTH OF SEALANT, 1.0 TO 1.5 TIMES W



BITUMINOUS SURFACE REMOVAL DETAIL
NOT TO SCALE

NOTES

1. MILLING SHALL BE DONE TO ATTAIN THE DESIGN SLOPE IN CROWN SECTIONS.
2. MILLING TO THE BOTTOM OF RUTS/IRREGULARITIES SHALL NOT BE NECESSARY UNLESS REQUIRED TO OBTAIN SLOPE OR THE DESIGN DEPTH AT CENTERLINE.

DATE	DESCRIPTION OF THE REVISIONS	BY

GREENVILLE AIRPORT AUTHORITY GREENVILLE, ILLINOIS

HENRY, MEISENHEIMER & GENDE, INC.
ENGINEERS
CARLYLE, ILLINOIS 62231
www.hmgengineers.com
(818) 684-3711 Fax (818) 684-8217

PCC JOINT DETAILS AND MISCELLANEOUS BITUMINOUS DETAILS

IL PROJ. NO.	GRE-3215
A.I.P. PROJ. NO.	3-17-0049-B4
FILE NAME	GA-JOINTDET
DATE	03-24-2006