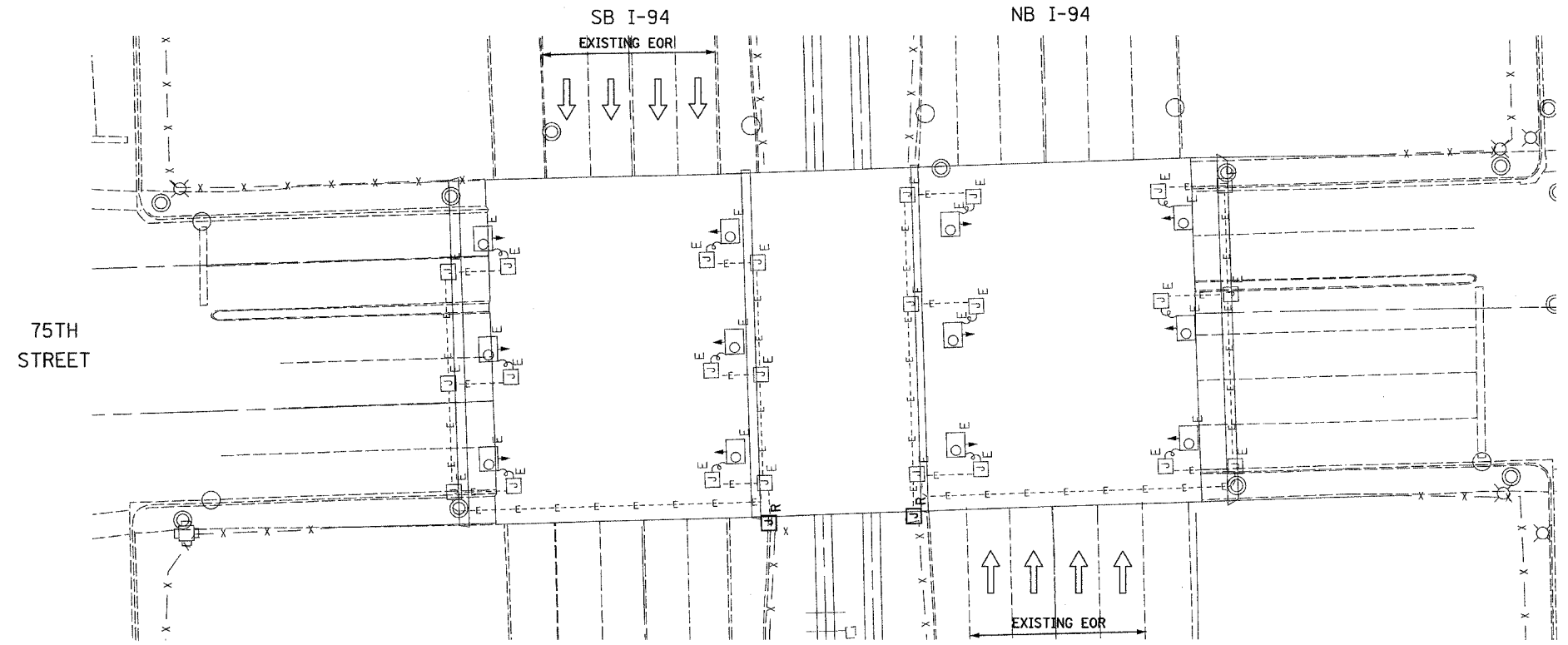


F.A.I. RTE.	SECTION	COUNTY	TOTAL SHEETS	SHEET NO.
90/94	2003-0311	COOK	976	374
STA.	TO STA.			
FED. ROAD DIST. NO.	ILLINOIS	FED. AID PROJECT		

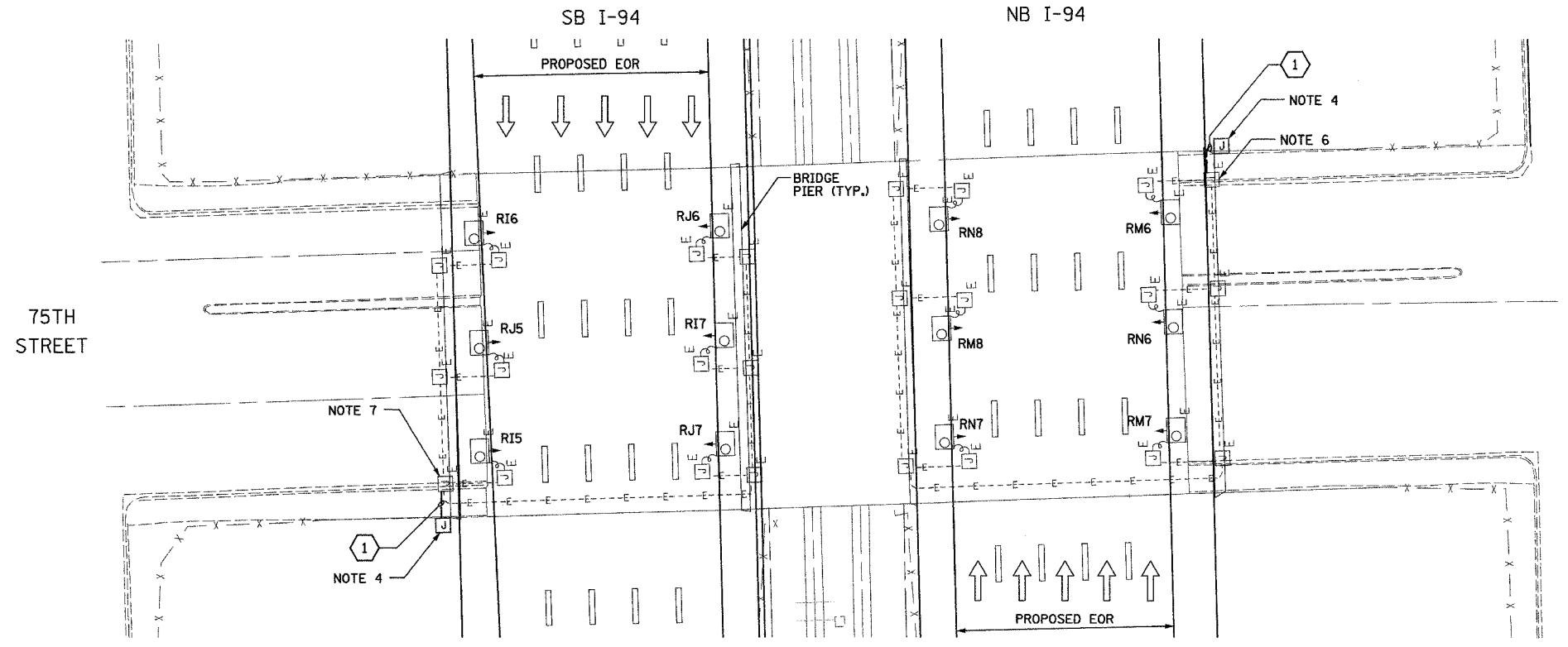
62583



EXISTING UNDERPASS LIGHTING PLAN



- NOTES**
- SEE DRAWINGS ME-01 AND ME-02 FOR ELECTRICAL SYMBOLS AND ABBREVIATIONS.
 - LOCATIONS OF EXISTING ELECTRICAL EQUIPMENT SHOWN ON THIS DRAWING ARE APPROXIMATIONS AND SHALL BE VERIFIED IN THE FIELD BY THE CONTRACTOR.
 - SPLICE NEW UNDERPASS LIGHTING CIRCUITS TO THE SERVICE CABLES LOCATED IN JUNCTION BOX. SEE DRAWING RLO6-20 AND RLO7-20 FOR CONTINUATION OF UNDERPASS LIGHTING CIRCUIT FEEDS.
 - ALL PROPOSED UNDERPASS LIGHTING UNITS SHOWN ON THIS DRAWING SHALL BE FED FROM IDOT LIGHTING CONTROLLER "R". SEE DRAWING SLO8-05 FOR SINGLE LINE DIAGRAM FOR LIGHTING CONTROLLER "R".
 - EXISTING UNDERPASS LIGHTING SHALL BE USED FOR PROPOSED LIGHTING, CHANGE CIRCUIT DESIGNATION TO MATCH PROPOSED.
 - SPLICE EXISTING 3*10 AND 1*10 GND. TO CKT. M&N, FROM CONTROLLER "R".
 - SPLICE EXISTING 3*10 AND 1*10 GND. TO CKT. I&J, FROM CONTROLLER "R".
 - CONTRACTOR IS RESPONSIBLE FOR THE MAINTENANCE OF THE EXISTING LIGHTING SYSTEM SHOWN ON THIS DRAWING. PROVIDE TEMPORARY POWER AS REQUIRED TO MAINTAIN THE EXISTING LIGHTING SYSTEM.
 - COORDINATE ALL ELECTRICAL WORK WITH CIVIL WORK, IDOT CONTRACTS 62304, 62305, 62592, 62593, CONSTRUCTION STAGING AND TRAFFIC CONTROL PLANS.



PROPOSED UNDERPASS LIGHTING PLAN

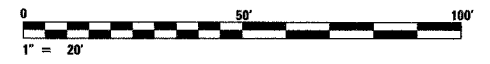
JUNCTION BOX SCHEDULE		
NO.	SIZE	DESCRIPTION
JB1	6"x6"x4"	STAINLESS STEEL, ATTACHED TO STRUCTURE, UNDERPASS LIGHTING
JB2	12"x10"x6"	STAINLESS STEEL, ATTACHED TO STRUCTURE, UNDERPASS LIGHTING

CABLE /CONDUIT SCHEDULE	
1	3-1/C*10, 1-1/C*10 GND IN 1" DIA PVCC RGC ATTACHED TO STRUCTURE (CKTS AS INDICATED ON THIS DRAWING)
2	2-1/C*10, 1-1/C*10 GND IN 1" DIA PVCC RGC ATTACHED TO STRUCTURE (CKTS AS INDICATED ON THIS DRAWING)
3	2-1/C*10, 1-1/C*10 GND IN 1" DIA LIQUID TIGHT FLEXIBLE CONDUIT (CKTS AS INDICATED ON THIS DRAWING)

SEQUENCE OF WORK:

2006: OUTSIDE LANES, NB I-94 AND SB I-94

2007: INSIDE LANES, NB I-94 AND SB I-94



UL-19

SINGH 300 W. ADAMS ST.
CHICAGO, IL 60606
SINGH & ASSOCIATES, INC. TEL: (312) 629-0240
CONSULTING ENGINEERS FAX: (312) 629-8449

REVISIONS		ILLINOIS DEPARTMENT OF TRANSPORTATION F.A.I. 90/94 (DAN RYAN EXPRESSWAY) 31st STREET TO I-57
NAME	DATE	
		UNDERPASS LIGHTING PLANS 75TH STREET
		SCALE: 1"=20'
		DATE: OCTOBER 29, 2004
		DRAWN BY: VG
		CHECKED BY: TM

07/14/2004 3:49:25 PM