

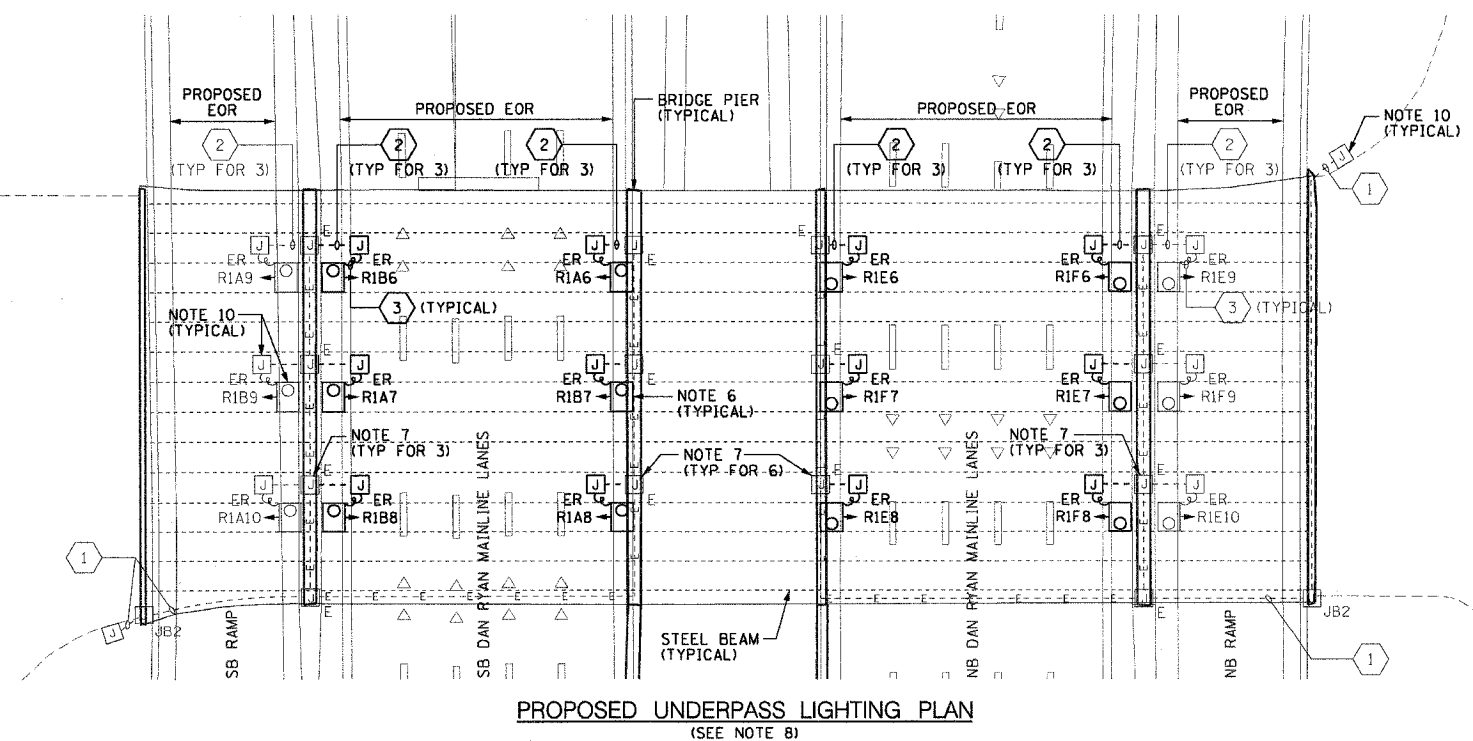
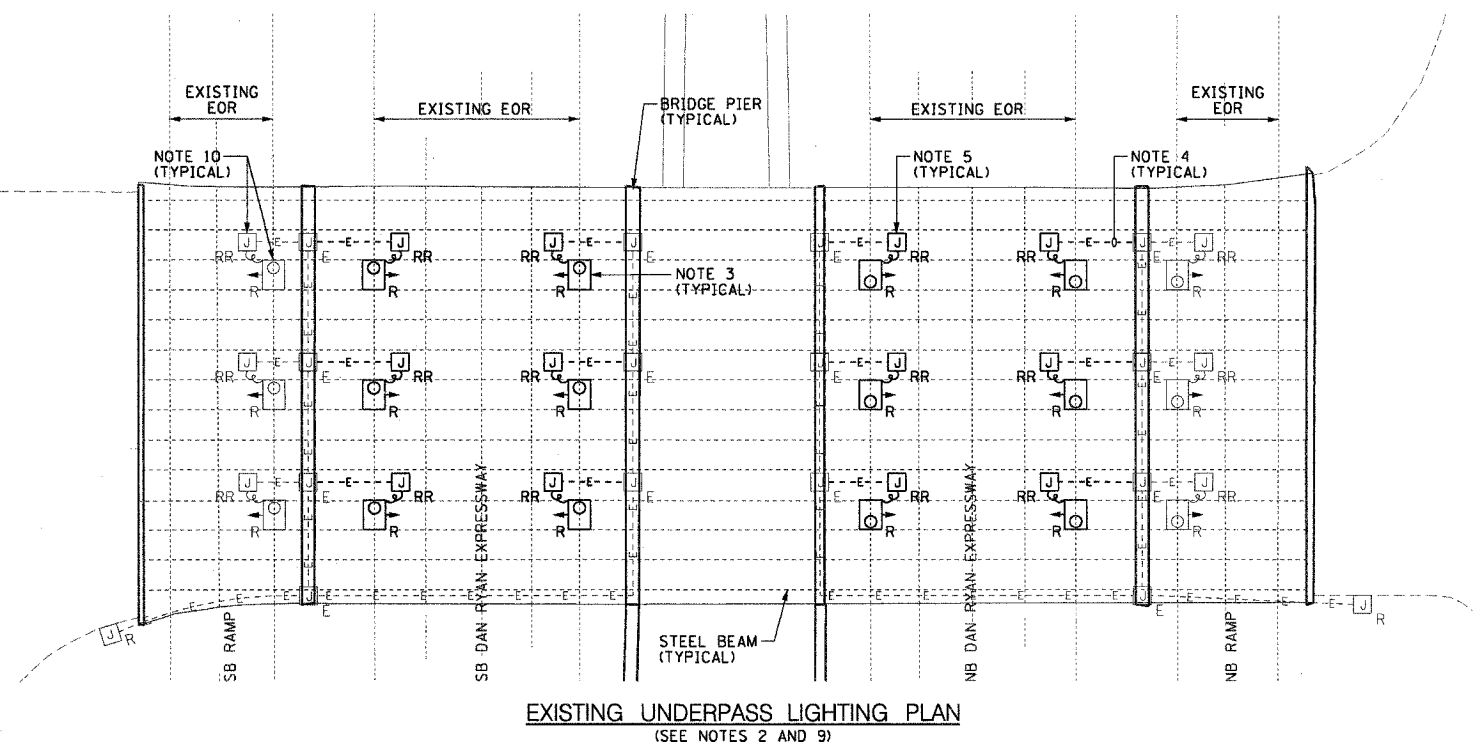
F.A.I. RTE.	SECTION	COUNTY	TOTAL SHEETS	SHEET NO.
90/94	2003-0311	COOK	976	326
STA.	TO STA.			
FED. ROAD DIST. NO. 1	ILLINOIS FED. AID PROJECT			

62583



**NOTES:**

- SEE DRAWINGS ME-01 AND ME-02 FOR ELECTRICAL SYMBOLS AND ABBREVIATIONS.
- LOCATIONS OF EXISTING ELECTRICAL EQUIPMENT SHOWN ON THIS DRAWING ARE APPROXIMATIONS AND MUST BE VERIFIED IN THE FIELD BY THE CONTRACTOR.
- THE REMOVAL OF EXISTING UNDERPASS LUMINAIRES MUST INCLUDE THE REMOVAL OF ALL CABLES AND CONDUIT BACK TO THE NEAREST JUNCTION BOX. COST FOR THIS WORK WILL NOT BE PAID FOR SEPARATELY BUT WILL BE INCLUDED AS PART OF THE "REMOVE EXISTING UNDERPASS LUMINAIRE, AND SALVAGE" PAY ITEM.
- REMOVE AND DISPOSE OF EXISTING CABLE AND CONDUIT ATTACHED TO STRUCTURE AND PROVIDE PLUG AS REQUIRED FOR EXISTING JUNCTION BOX HOLE.
- RELOCATE ALL EXISTING JUNCTION BOXES DESIGNATED TO BE REMOVED AND REINSTALLED (RR) TO THE NEW UNDERPASS LUMINAIRE LOCATIONS AS SHOWN ON THIS DRAWING.
- ALL PROPOSED UNDERPASS LUMINAIRES SHOWN ON THIS DRAWING MUST BE PENDANT MOUNTED OFFSET 2 FEET FROM EDGE OF ROADWAY (EOR) UNLESS NOTED OTHERWISE. SEE DRAWING ME-06 FOR PENDANT MOUNTED UNDERPASS LIGHTING DETAILS.
- SPLICE NEW UNDERPASS LIGHTING CIRCUIT CABLES TO THE EXISTING UNDERPASS LIGHTING CIRCUIT CABLES LOCATED IN THE EXISTING JUNCTION BOX.
- ALL PROPOSED UNDERPASS LIGHTING UNITS SHOWN ON THIS DRAWING WILL BE FED FROM IDOT LIGHTING CONTROLLER "RI". SEE DRAWING SLO8-06 FOR SINGLE LINE DIAGRAM OF LIGHTING CONTROLLER "RI".
- CONTRACTOR IS RESPONSIBLE FOR THE MAINTENANCE OF THE EXISTING LIGHTING SYSTEM SHOWN ON THIS DRAWING. PROVIDE TEMPORARY POWER AS REQUIRED TO MAINTAIN THE EXISTING LIGHTING SYSTEM.
- ELECTRICAL WORK COMPLETED AS PART OF IDOT CONTRACT NUMBER 62733.
- COORDINATE ALL ELECTRICAL WORK WITH CIVIL WORK, IDOT CONTRACT NUMBER 62733, CONSTRUCTION STAGING AND TRAFFIC CONTROL OVERVIEW PLANS.

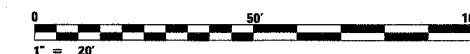


JUNCTION BOX SCHEDULE		
NO.	SIZE	DESCRIPTION
JB2	12"x10"x6"	STAINLESS STEEL, ATTACHED TO STRUCTURE, UNDERPASS LIGHTING

CABLE /CONDUIT SCHEDULE	
NO.	DESCRIPTION
1	3-1/2"C*10, 1-1/2"C*10 GND IN 1" DIA PVCC RGC ATTACHED TO STRUCTURE (CKTS AS INDICATED ON THIS DRAWING)
2	2-1/2"C*10, 1-1/2"C*10 GND IN 1" DIA PVCC RGC ATTACHED TO STRUCTURE (CKTS AS INDICATED ON THIS DRAWING)
3	2-1/2"C*10, 1-1/2"C*10 GND IN 1" DIA LIQUID TIGHT FLEXIBLE CONDUIT (CKTS AS INDICATED ON THIS DRAWING)

**SEQUENCE OF WORK (NOTE 11):**

- 2006: REPLACE UNDERPASS LIGHTING OVER THE EAST SIDE OF THE NB MAINLINE LANES
- REPLACE UNDERPASS LIGHTING OVER THE WEST SIDE OF THE SB MAINLINE LANES
- 2007: REPLACE UNDERPASS LIGHTING OVER THE WEST SIDE OF THE NB MAINLINE LANES
- REPLACE UNDERPASS LIGHTING OVER THE EAST SIDE OF THE SB MAINLINE LANES



UL-20

REVISIONS	
NAME	DATE

ILLINOIS DEPARTMENT OF TRANSPORTATION  
F.A.I. 90/94 (DAN RYAN EXPRESSWAY)  
31st STREET TO I-57

**UNDERPASS LIGHTING PLANS  
69TH STREET**

SCALE: 1"=20'  
DATE: October 29, 2004  
DRAWN BY: HAR  
CHECKED BY: WDS