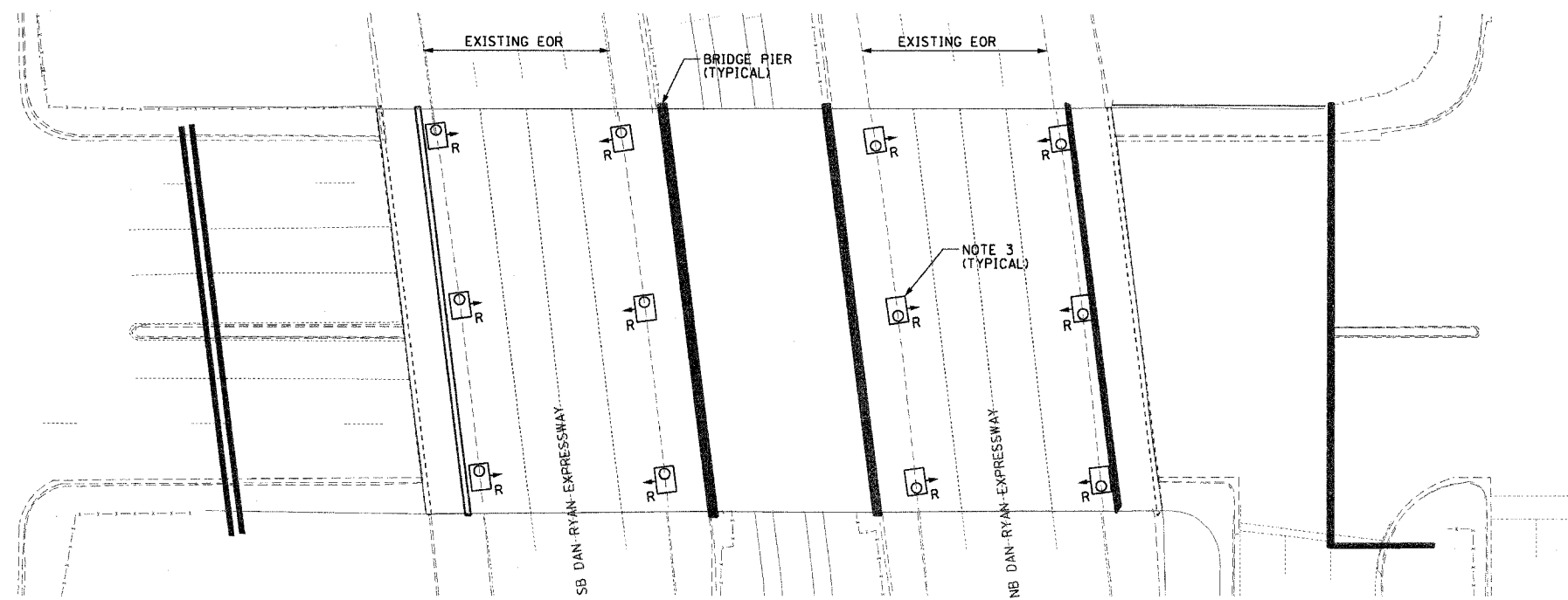


F.A.I. RTE.	SECTION	COUNTY	TOTAL SHEETS	SHEET NO.
90/94	2003-0311	COOK	976	377
STA.	TO STA.			
FED. ROAD DIST. NO. 1 ILLINOIS FED. AID PROJECT				

62583

NOTES:

- SEE DRAWINGS ME-01 AND ME-02 FOR ELECTRICAL SYMBOLS AND ABBREVIATIONS.
- LOCATIONS OF EXISTING ELECTRICAL EQUIPMENT SHOWN ON THIS DRAWING ARE APPROXIMATIONS AND MUST BE VERIFIED IN THE FIELD BY THE CONTRACTOR.
- THE REMOVAL OF EXISTING UNDERPASS LUMINAIRES MUST INCLUDE THE REMOVAL OF ALL CABLES, CONDUIT, AND HARDWARE ASSOCIATED WITH THE EXISTING UNDERPASS LIGHTING. COST FOR THIS WORK WILL NOT BE PAID FOR SEPARATELY BUT WILL BE INCLUDED AS PART OF THE "REMOVE EXISTING UNDERPASS LUMINAIRE, AND SALVAGE" PAY ITEM.
- ALL PROPOSED UNDERPASS LUMINAIRES SHOWN ON THIS DRAWING MUST BE PENDANT MOUNTED OFFSET 2 FEET FROM EDGE OF ROADWAY (EOR) UNLESS NOTED OTHERWISE. SEE DRAWING ME-06 FOR PENDANT MOUNTED UNDERPASS LIGHTING DETAILS.
- SPLICE NEW UNDERPASS LIGHTING CIRCUIT CABLES TO THE SERVICE FEED CABLES LOCATED IN THE JUNCTION BOX. SEE DRAWING RL-25 FOR CONTINUATION OF UNDERPASS LIGHTING CIRCUIT FEEDS.
- ALL PROPOSED UNDERPASS LIGHTING UNITS SHOWN ON THIS DRAWING WILL BE FED FROM IDOT LIGHTING CONTROLLER "R1". SEE DRAWING SL-06 FOR SINGLE LINE DIAGRAM OF LIGHTING CONTROLLER "R1".
- PROVIDE TEMPORARY POWER AS REQUIRED UNTIL SUCH TIME AS THE PROPOSED POWER FEEDS ARE INSTALLED.
- COORDINATE ALL ELECTRICAL WORK WITH CIVIL WORK, IDOT CONTRACT NUMBER 62590, CONSTRUCTION STAGING AND TRAFFIC CONTROL OVERVIEW PLANS.




EXISTING UNDERPASS LIGHTING PLAN
(SEE NOTE 2)

JUNCTION BOX SCHEDULE		
NO.	SIZE	DESCRIPTION
JB1	6"X6"X4"	STAINLESS STEEL, ATTACHED TO STRUCTURE, UNDERPASS LIGHTING
JB2	12"X10"X6"	STAINLESS STEEL, ATTACHED TO STRUCTURE, UNDERPASS LIGHTING

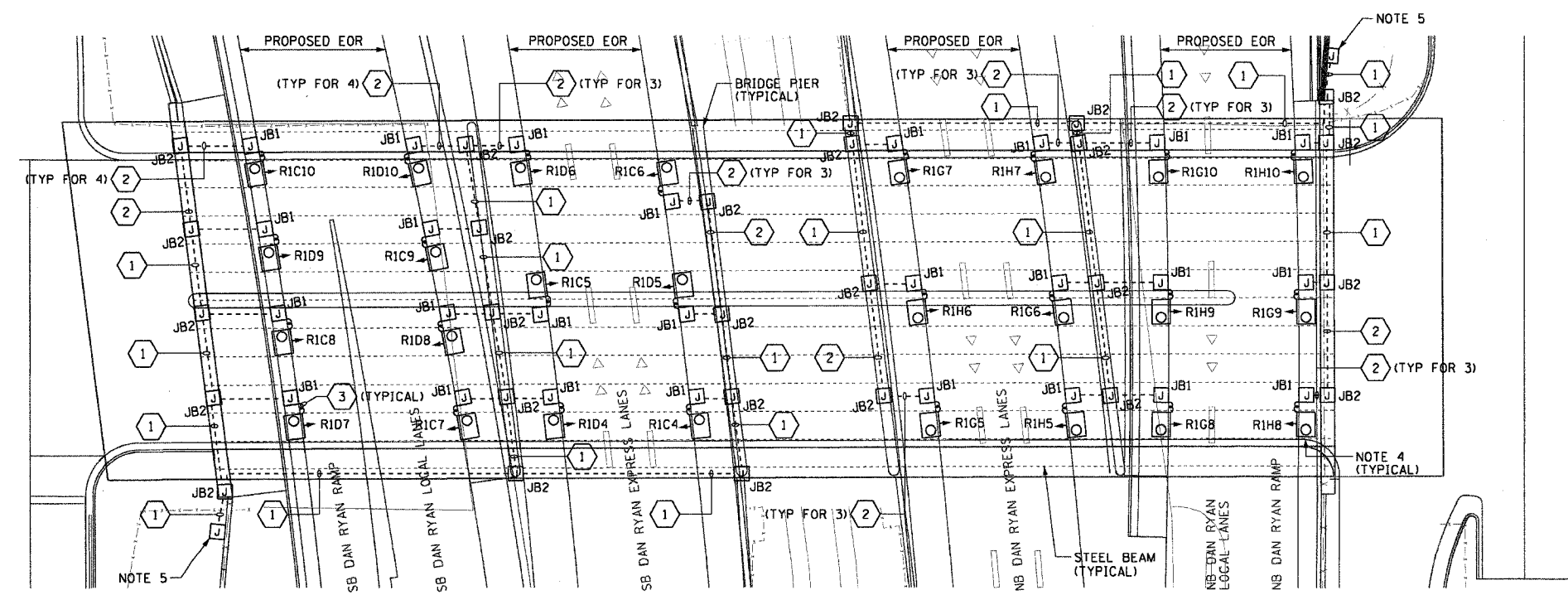
CABLE / CONDUIT SCHEDULE	
1	3-1/C#10, 1-1/C#10 GND IN 1" DIA PVCC RGC ATTACHED TO STRUCTURE (CKTS AS INDICATED ON THIS DRAWING)
2	2-1/C#10, 1-1/C#10 GND IN 1" DIA PVCC RGC ATTACHED TO STRUCTURE (CKTS AS INDICATED ON THIS DRAWING)
3	2-1/C#10, 1-1/C#10 GND IN 1" DIA LIQUID TIGHT FLEXIBLE CONDUIT (CKTS AS INDICATED ON THIS DRAWING)

SEQUENCE OF WORK (NOTE 8):

- 2004: INSTALL PRIMARY POWER FEEDS AS SHOWN ON RL-25 (NOTE 7)
- INSTALL UNDERPASS LIGHTING IN EXPRESS LANES
- INSTALL UNDERPASS LIGHTING IN LOCAL LANES
- INSTALL UNDERPASS LIGHTING IN RAMP LANES



UL-21



PROPOSED UNDERPASS LIGHTING PLAN
(SEE NOTE 6)

REVISIONS	
NAME	DATE

ILLINOIS DEPARTMENT OF TRANSPORTATION
F.A.I. 90/94 (DAN RYAN EXPRESSWAY)
31st STREET TO I-57

UNDERPASS LIGHTING PLANS
67TH STREET

SCALE: 1"=20'
DATE: October 29, 2004

DRAWN BY: HAR
CHECKED BY: WDS

THIS SHEET IS FOR INFORMATIONAL PURPOSES ONLY.
ALL UNDERPASS LIGHTING EQUIPMENT SHOWN WAS
INSTALLED IN IDOT CONTRACT NO. 62733.



10/15/2004 02:36:28 PM