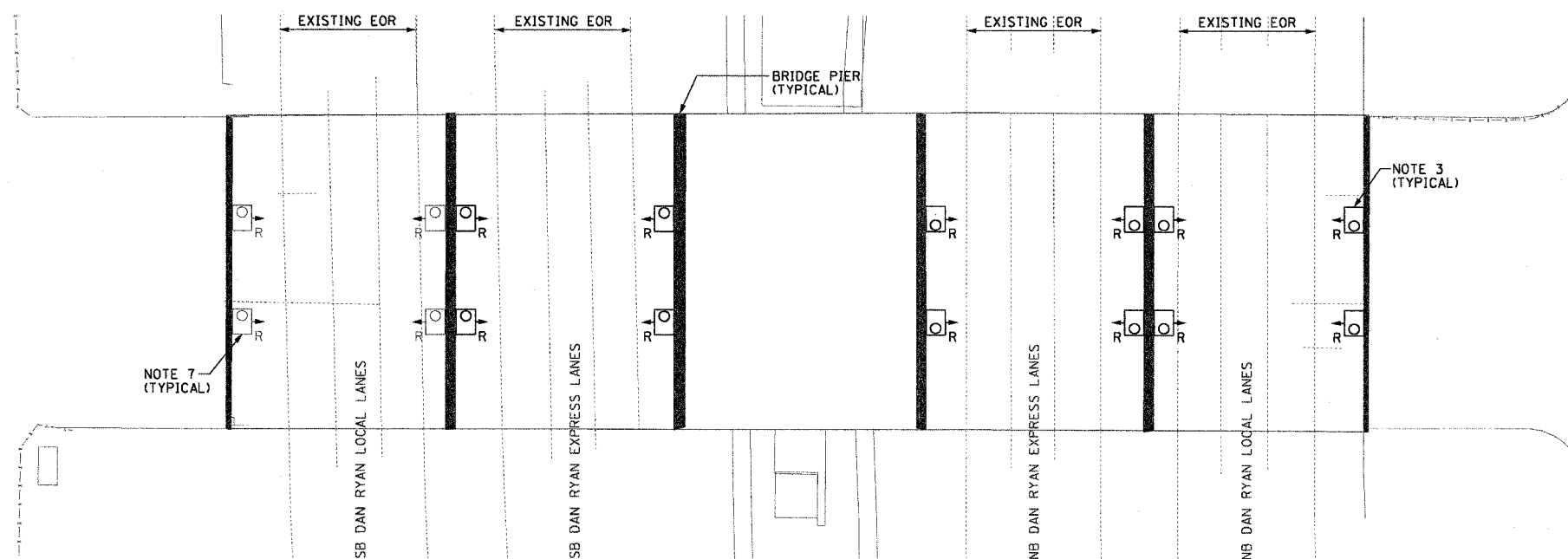


F.A.I. RTE.	SECTION	COUNTY	TOTAL SHEETS	SHEET NO.
90/94	2003-0311	COOK	976	381
STA.	TO STA.			
FED. ROAD DIST. NO. 1	ILLINOIS	FED. AID PROJECT		

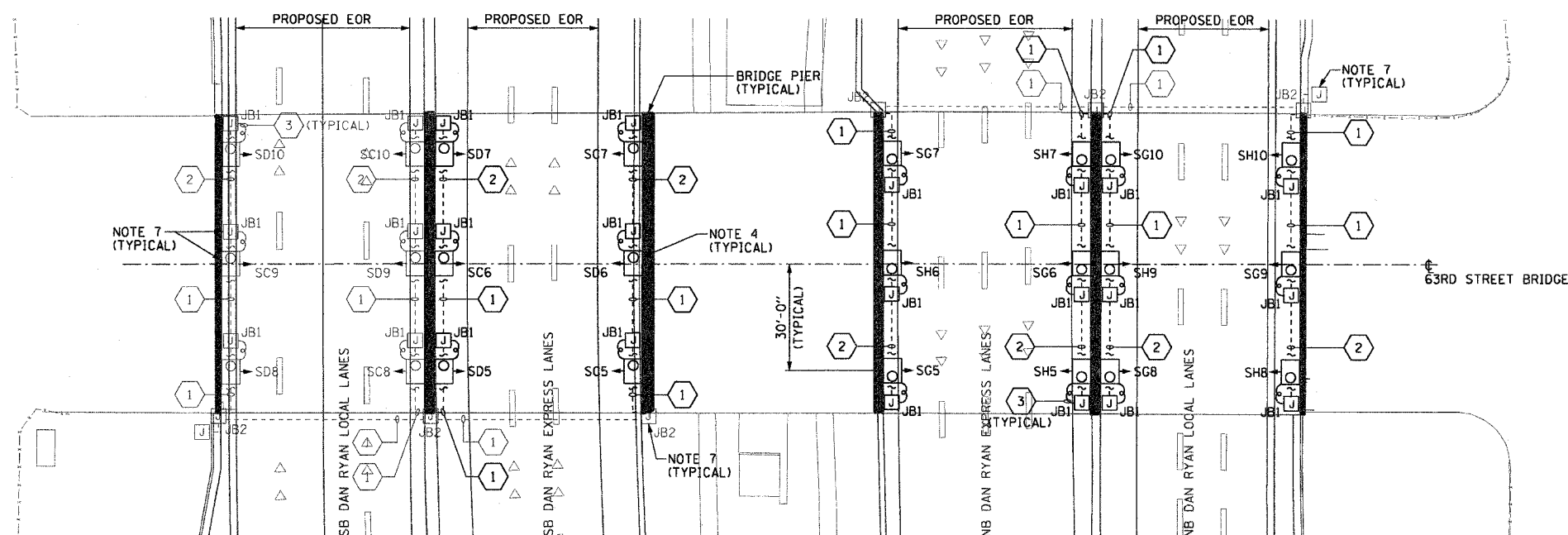
62583

NOTES:

- SEE DRAWINGS ME-01 AND ME-02 FOR ELECTRICAL SYMBOLS AND ABBREVIATIONS.
- LOCATIONS OF EXISTING ELECTRICAL EQUIPMENT SHOWN ON THIS DRAWING ARE APPROXIMATIONS AND MUST BE VERIFIED IN THE FIELD BY THE CONTRACTOR.
- THE REMOVAL OF EXISTING UNDERPASS LUMINAIRES MUST INCLUDE THE REMOVAL OF ALL CABLES, CONDUIT, AND HARDWARE ASSOCIATED WITH THE EXISTING UNDERPASS LIGHTING. COST FOR THIS WORK WILL NOT BE PAID FOR SEPARATELY BUT WILL BE INCLUDED AS PART OF THE "REMOVE EXISTING UNDERPASS LUMINAIRE, AND SALVAGE" PAY ITEM.
- ALL PROPOSED UNDERPASS LUMINAIRES SHOWN ON THIS DRAWING MUST BE PIER OR ABUTMENT WALL MOUNTED, SEE DRAWING ME-07 FOR PIER/ABUTMENT WALL MOUNTED UNDERPASS LIGHTING DETAILS.
- ALL PROPOSED UNDERPASS LIGHTING UNITS SHOWN ON THIS DRAWING WILL BE FED FROM IDOT LIGHTING CONTROLLER "S". SEE DRAWING SLOB-07 FOR SINGLE LINE DIAGRAM OF LIGHTING CONTROLLER "S".
- CONTRACTOR IS RESPONSIBLE FOR THE MAINTENANCE OF THE EXISTING LIGHTING SYSTEM SHOWN ON THIS DRAWING. PROVIDE TEMPORARY POWER AS REQUIRED TO MAINTAIN THE EXISTING LIGHTING SYSTEM.
- ELECTRICAL WORK COMPLETED AS PART OF IDOT CONTRACT NUMBER 62733.
- COORDINATE ALL ELECTRICAL WORK WITH CIVIL WORK, IDOT CONTRACT NUMBER 62733, CONSTRUCTION STAGING AND TRAFFIC CONTROL OVERVIEW PLANS.



EXISTING UNDERPASS LIGHTING PLAN
(SEE NOTES 2 AND 6)




PROPOSED UNDERPASS LIGHTING PLAN
(SEE NOTE 5)

JUNCTION BOX SCHEDULE		
NO.	SIZE	DESCRIPTION
JB1	6"X6"X4"	STAINLESS STEEL, ATTACHED TO STRUCTURE, UNDERPASS LIGHTING
JB2	12"X10"X6"	STAINLESS STEEL, ATTACHED TO STRUCTURE, UNDERPASS LIGHTING

CABLE /CONDUIT SCHEDULE	
NO.	DESCRIPTION
1	3-1/C*10, 1-1/C*10 GND IN 1" DIA PVCC RGC ATTACHED TO STRUCTURE (CKTS AS INDICATED ON THIS DRAWING)
2	2-1/C*10, 1-1/C*10 GND IN 1" DIA PVCC RGC ATTACHED TO STRUCTURE (CKTS AS INDICATED ON THIS DRAWING)
3	2-1/C*10, 1-1/C*10 GND IN 1" DIA LIQUID TIGHT FLEXIBLE CONDUIT (CKTS AS INDICATED ON THIS DRAWING)

SEQUENCE OF WORK (NOTE 8):

- 2006: REPLACE UNDERPASS LIGHTING IN EXPRESS LANES
- 2007: REPLACE UNDERPASS LIGHTING IN NB LOCAL LANES



UL-25

REVISIONS	
NAME	DATE

ILLINOIS DEPARTMENT OF TRANSPORTATION
F.A.I. 90/94 (DAN RYAN EXPRESSWAY)
31st STREET TO I-57

UNDERPASS LIGHTING PLANS
63RD STREET

SCALE: 1"=20'
DATE: October 29, 2004

DRAWN BY: HAR
CHECKED BY: WDS