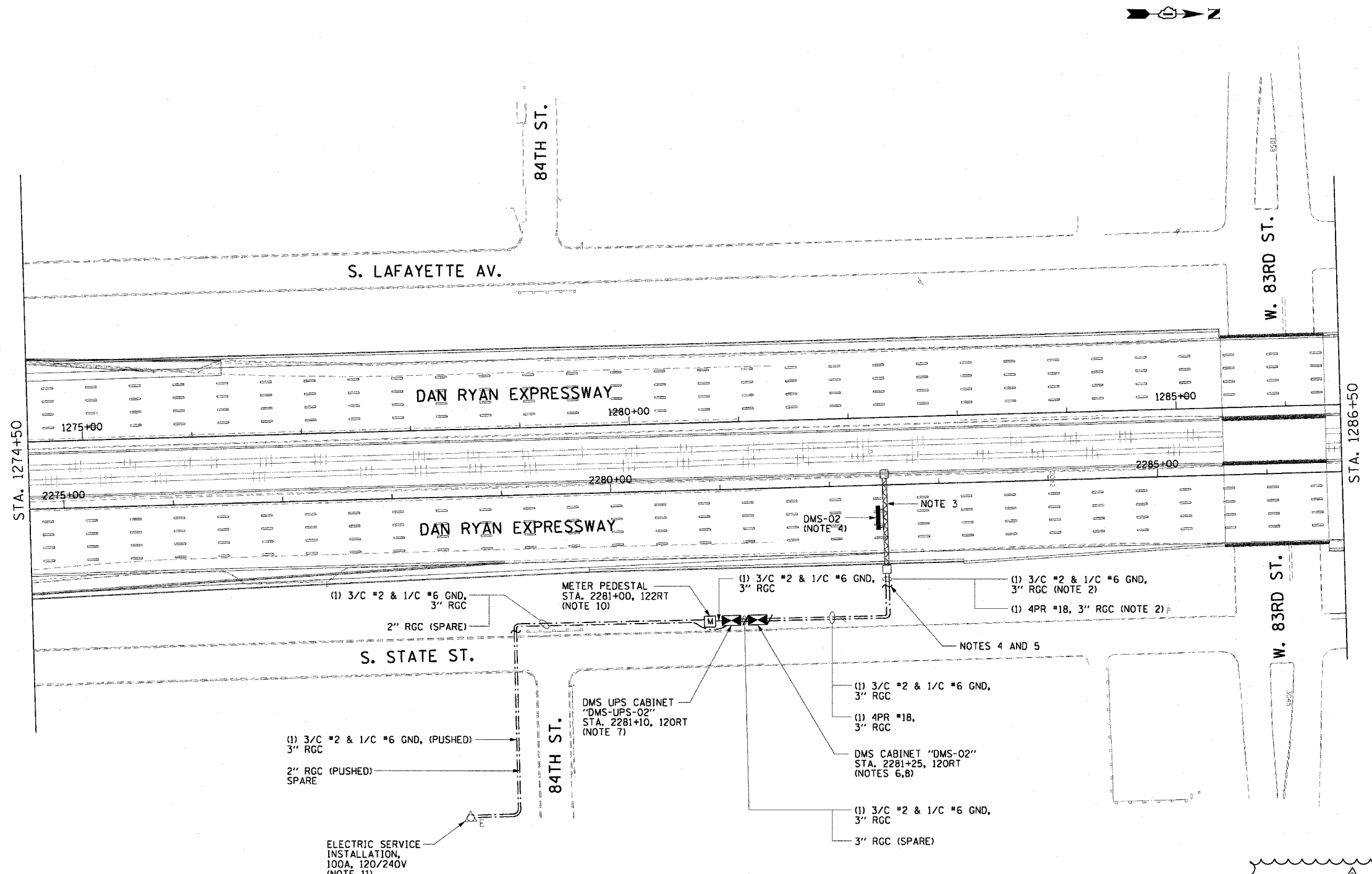


F.A.I. RTE.	SECTION	COUNTY	TOTAL SHEETS	SHEET NO.
90/94	2003-0311	COOK	976	662
STA. 1263+50.00		TO STA. 1274+50.00		
FED. ROAD DIST. NO. 1 ILLINOIS FED. AID PROJECT				

62583

NOTES:

- SEE DRAWINGS ME-01 AND ME-02 FOR ELECTRICAL SYMBOLS AND ABBREVIATIONS.
- NOTED CONDUITS ARE FURNISHED AND INSTALLED BY OTHERS UNDER A SEPARATE CONTRACT. ALL CABLES ARE TO BE FURNISHED AND INSTALLED UNDER THIS CONTRACT.
- TYPE III SIGN TRUSS TO BE FURNISHED AND INSTALLED AT STATION NUMBER 2282+42 BY OTHERS IN CONTRACT NUMBER 62694.
- SEE DRAWING DT-03 FOR SIGN INSTALLATION AND DUCT DETAILS.
- CONTRACTOR MUST INTERCEPT CONDUIT STUBS AND MAKE CONNECTIONS TO THE NEW CONDUITS INSTALLED UNDER THIS CONTRACT.
- SEE DRAWING COMM-15 FOR ADDITIONAL CONDUIT AND FIBER OPTIC CABLE CONNECTIONS TO THE CONTROLLER. SEE DRAWING DT-05 FOR CONTROLLER EQUIPMENT DETAILS. SEE DRAWINGS DT-36 AND DT-47 FOR CABINET AND FOUNDATION DETAILS.
- SEE DRAWING DT-06 FOR UPS EQUIPMENT DETAILS. SEE DRAWINGS DT-36 AND DT-47 FOR CABINET AND FOUNDATION DETAILS.
- TEMPORARY LEASED COMMUNICATION LINE CONNECTION TO BE INSTALLED FOR TEMPORARY COMMUNICATION BETWEEN THE SIGN AND IDOT TRAFFIC SYSTEMS CENTER. UTILIZE SPARE CONDUIT SYSTEM TO INSTALL 6/C #19 TELEPHONE CABLE BETWEEN CABINET AND UTILITY POLE FOR THIS TEMPORARY CONNECTION. CABLES TO BE REMOVED AFTER PERMANENT INSTALLATION IS COMPLETE.
- COORDINATE INSTALLATION OF ALL ITEMS SHOWN ON THIS SHEET WITH CONTRACT NUMBER 62694.
- NEW METER PEDESTAL TO BE FURNISHED AT APPROXIMATE LOCATION SHOWN ON THIS DRAWING. METER PEDESTAL TO BE LOCATED ON EXPRESSWAY SIDE OF FENCE OR KNEE WALL AND POSITIONED SUCH THAT METER CAN BE READ FROM THE FRONTAGE ROAD. FINAL LOCATION TO BE APPROVED BY THE ENGINEER. SEE DRAWING DT-06A FOR METER PEDESTAL DETAILS.
- NEW ELECTRIC SERVICE TO BE INSTALLED ON EXISTING UTILITY POLE. CONDUIT UP THE POLE, WEATHERHEAD, AND COILED CABLE TO BE PROVIDED ACCORDING TO UTILITY COMPANY REQUIREMENTS.



(1) 3/C #2 & 1/C #6 GND, 3" RGC

2" RGC (SPARE)

METER PEDESTAL STA. 2281+00, 122RT (NOTE 10)

(1) 3/C #2 & 1/C #6 GND, 3" RGC (NOTE 4)

(1) 3/C #2 & 1/C #6 GND, 3" RGC (NOTE 2)

(1) 4PR #18, 3" RGC (NOTE 2)

NOTES 4 AND 5

(1) 3/C #2 & 1/C #6 GND, 3" RGC

(1) 4PR #18, 3" RGC

DMS UPS CABINET "DMS-UPS-02" STA. 2281+10, 120RT (NOTE 7)

(1) 3/C #2 & 1/C #6 GND, 3" RGC

(1) 4PR #18, 3" RGC (NOTES 6,8)

DMS CABINET "DMS-02" STA. 2281+25, 120RT (NOTES 6,8)


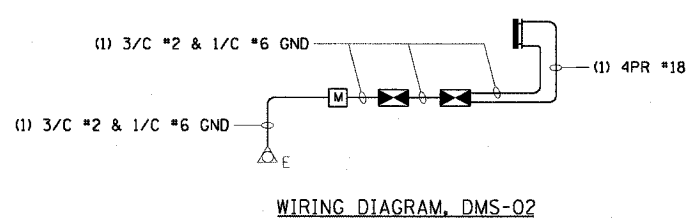
(1) 3/C #2 & 1/C #6 GND, 3" RGC

3" RGC (SPARE)

(1) 3/C #2 & 1/C #6 GND, (PUSHED) 3" RGC

2" RGC (PUSHED) SPARE

ELECTRIC SERVICE INSTALLATION, 100A, 120/240V (NOTE 11)



DMS-03

REVISIONS		
REVISION	NAME	DATE

ILLINOIS DEPARTMENT OF TRANSPORTATION
 F.A.I. 90/94 (DAN RYAN EXPRESSWAY)
 31st STREET TO I-57
**DYNAMIC MESSAGE SIGN
 NB 83RD ST. SITE LAYOUT
 SIGN DMS-02**

SCALE: 1"=50'
 DATE: October 29, 2004

DRAWN BY: HAR
 CHECKED BY: BMW