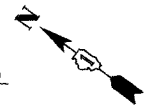
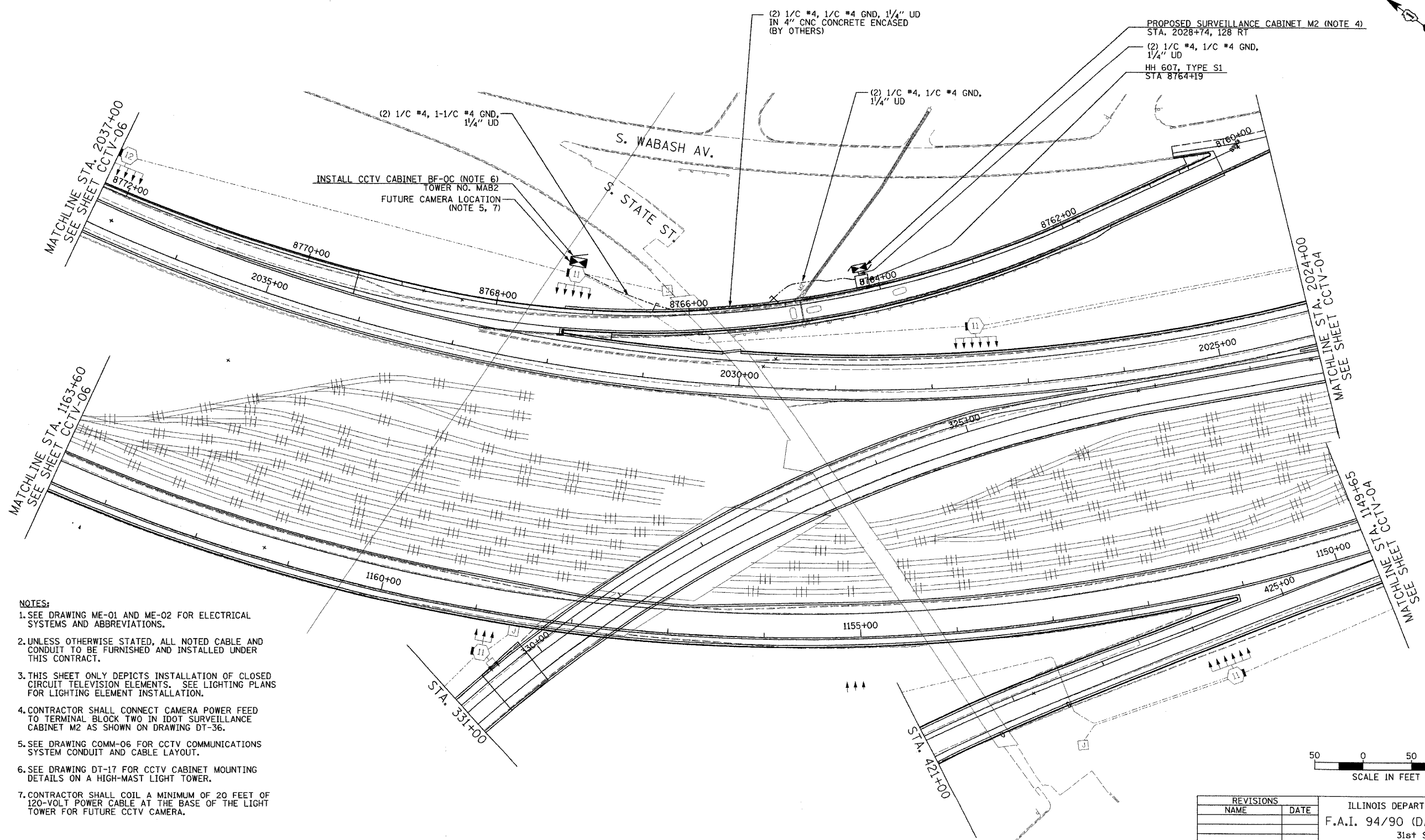
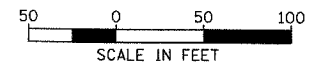


SECTION	COUNTY	TOTAL SHEETS	SHEET NO.
2003-0311	COOK	976	675
STA. 330+50/421+00		TO STA. 426+00/2024+00	
FED. ROAD DIST. NO.		ILLINOIS FED. AID PROJECT	
62583			



- NOTES:**
1. SEE DRAWING ME-01 AND ME-02 FOR ELECTRICAL SYSTEMS AND ABBREVIATIONS.
  2. UNLESS OTHERWISE STATED, ALL NOTED CABLE AND CONDUIT TO BE FURNISHED AND INSTALLED UNDER THIS CONTRACT.
  3. THIS SHEET ONLY DEPICTS INSTALLATION OF CLOSED CIRCUIT TELEVISION ELEMENTS. SEE LIGHTING PLANS FOR LIGHTING ELEMENT INSTALLATION.
  4. CONTRACTOR SHALL CONNECT CAMERA POWER FEED TO TERMINAL BLOCK TWO IN IDOT SURVEILLANCE CABINET M2 AS SHOWN ON DRAWING DT-36.
  5. SEE DRAWING COMM-06 FOR CCTV COMMUNICATIONS SYSTEM CONDUIT AND CABLE LAYOUT.
  6. SEE DRAWING DT-17 FOR CCTV CABINET MOUNTING DETAILS ON A HIGH-MAST LIGHT TOWER.
  7. CONTRACTOR SHALL COIL A MINIMUM OF 20 FEET OF 120-VOLT POWER CABLE AT THE BASE OF THE LIGHT TOWER FOR FUTURE CCTV CAMERA.



CCTV-03

**Edwards  
AND Kelcey**  
ONE NORTH FRANKLIN  
CHICAGO, IL 60606  
PHONE: (312) 251-3000  
FAX: (312) 251-3015  
WEB: WWW.EKCORP.COM

REVISIONS	
NAME	DATE

ILLINOIS DEPARTMENT OF TRANSPORTATION  
F.A.I. 94/90 (DAN RYAN EXPRESSWAY)  
31st STREET TO I-57  
CLOSED CIRCUIT TELEVISION  
SITE LAYOUT  
CAMERA BF-OC  
SCALE: 1"=50'  
DATE: October 29, 2004  
DRAWN BY: DHI  
CHECKED BY: MJL

PA-030009.035 Vis Road CCTV020032a.rvt 10/14/2004 09:22:20 AM