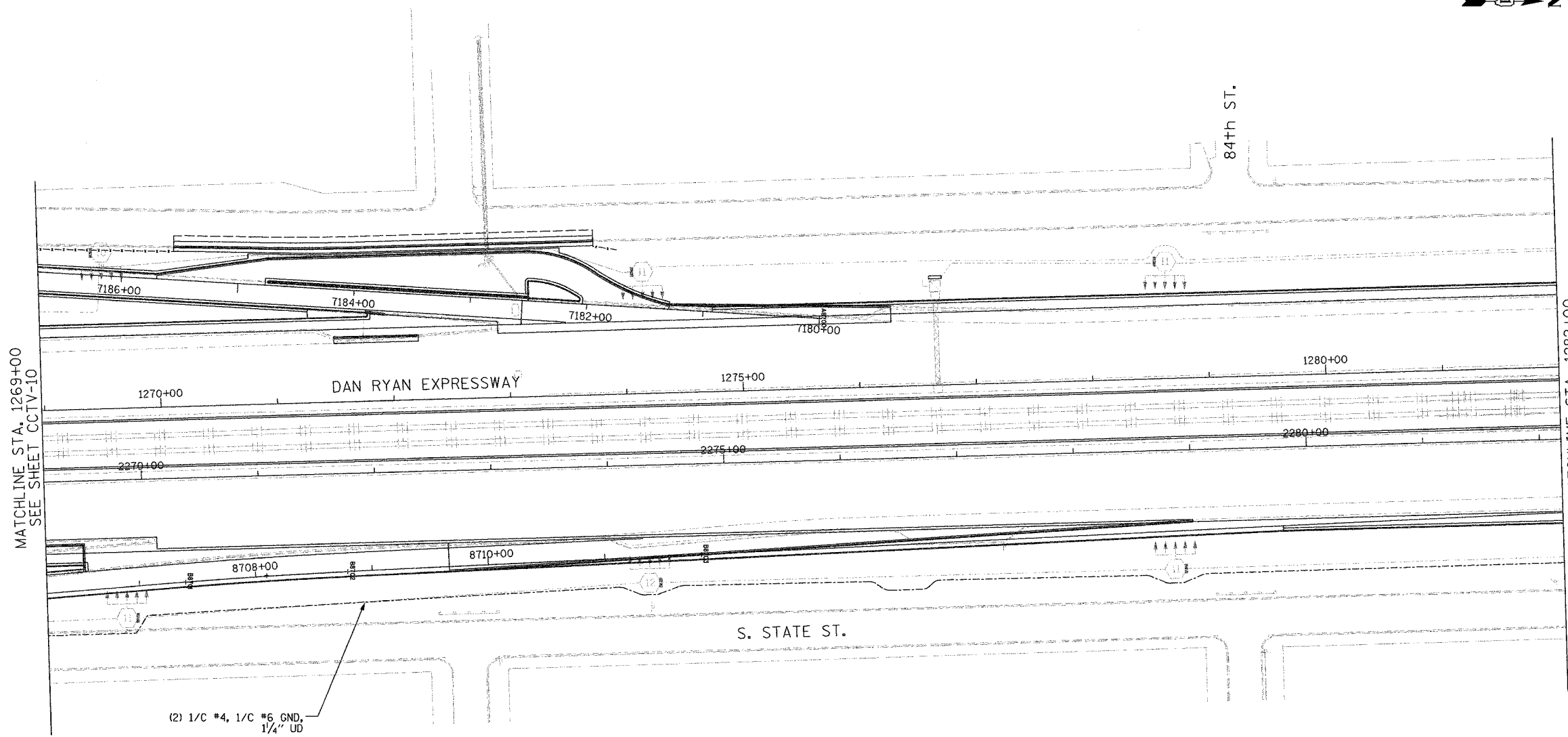
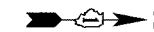


SECTION	COUNTY	TOTAL SHEETS	SHEET NO.
2003-0311	COOK	976	642A
STA. 1269+00 TO STA. 1282+00			
FED. ROAD DIST. NO.	ILLINOIS	FED. AID PROJECT	
62583			




MATCHLINE STA. 1269+00  
SEE SHEET CCTV-10

MATCHLINE STA. 1282+00  
SEE SHEET CCTV-11

(2) 1/C #4, 1/C #6 GND,  
1/4" UD

- NOTES:**
- SEE DRAWINGS ME-01 AND ME-02 FOR ELECTRICAL SYMBOLS AND ABBREVIATIONS.
  - UNLESS OTHERWISE STATED, ALL NOTED CABLE AND CONDUIT TO BE FURNISHED AND INSTALLED UNDER THIS CONTRACT.
  - THIS SHEET ONLY DEPICTS INSTALLATION OF CLOSED CIRCUIT TELEVISION ELEMENTS. SEE LIGHTING PLANS FOR LIGHTING ELEMENT INSTALLATION.
  - SEE DRAWING COMM-14 FOR CCTV COMMUNICATIONS SYSTEM CONDUIT AND CABLE LAYOUT.
  - SUPPORT ARM OF THE CCTV DOME CAMERA SHALL BE INSTALLED ON THE EXPRESSWAY SIDE OF THE HIGH-MAST LIGHT TOWER RING AS SHOWN ON DETAIL DRAWING DT-17. THE ARM SHALL BE PERPENDICULAR TO BOTH THE HIGH-MAST LIGHTING RING AND THE CENTERLINE OF THE EXPRESSWAY OR AS DIRECTED BY THE ENGINEER.
  - SEE DRAWING DT-17 FOR CCTV CABINET MOUNTING DETAILS ON A HIGH-MAST LIGHT TOWER.



CCTV-10A

**Edwards  
AND Kelcey**  
ONE NORTH FRANKLIN  
CHICAGO, IL 60606  
PHONE: (312) 251-3000  
FAX: (312) 251-3015  
WEB: WWW.EKCORP.COM

REVISIONS	
NAME	DATE

ILLINOIS DEPARTMENT OF TRANSPORTATION  
F.A.I. 94/90 (DAN RYAN EXPRESSWAY)  
31st STREET to I-57  
CCTV SITE LAYOUT  
CAMERA DR-9C (SHEET 2 OF 3)

SCALE: 1"=50'  
DATE: October 29, 2004

DRAWN BY: C:JH  
CHECKED BY: MJL

11/19/2004 04:42:28 PM