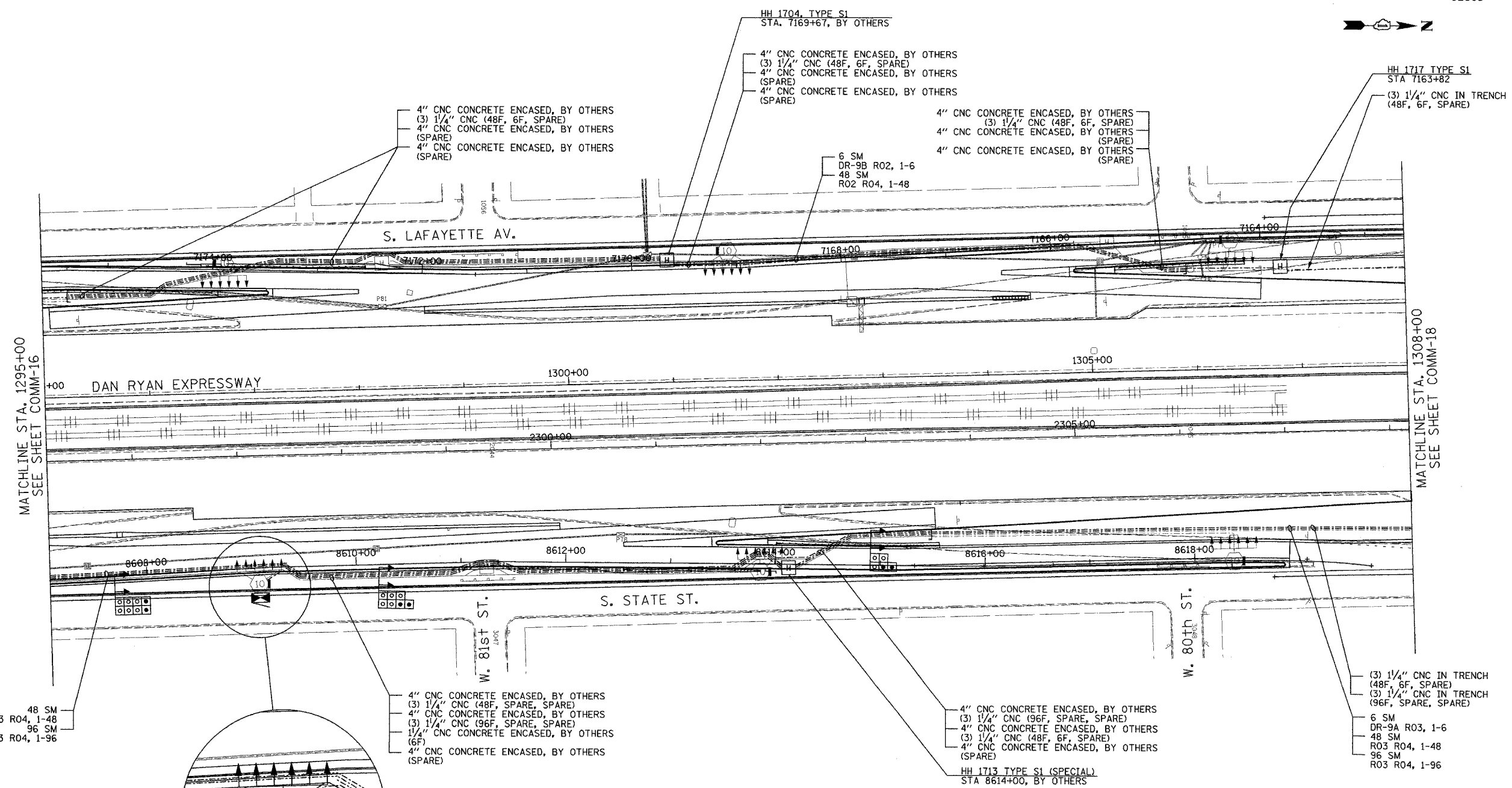


SECTION	COUNTY	TOTAL SHEETS	SHEET NO.
2003-03II	COOK	976	783
STA. 1295+00 TO STA. 1308+00			
FED. ROAD DIST. NO.	ILLINOIS	FED. AID PROJECT	
62583			



MATCHLINE STA. 1295+00  
SEE SHEET COMM-16

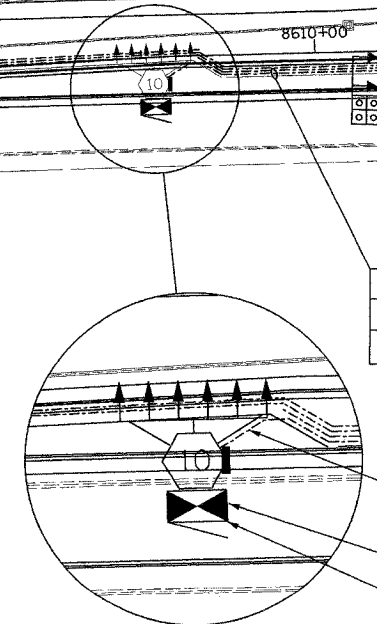
MATCHLINE STA. 1308+00  
SEE SHEET COMM-18

48 SM  
R03 R04, 1-48  
96 SM  
R03 R04, 1-96

4" CNC CONCRETE ENCASED, BY OTHERS  
(3) 1 1/4" CNC (48F, SPARE, SPARE)  
4" CNC CONCRETE ENCASED, BY OTHERS  
(3) 1 1/4" CNC (96F, SPARE, SPARE)  
1 1/4" CNC CONCRETE ENCASED, BY OTHERS  
(6F)  
4" CNC CONCRETE ENCASED, BY OTHERS  
(SPARE)

4" CNC CONCRETE ENCASED, BY OTHERS  
(3) 1 1/4" CNC (96F, SPARE, SPARE)  
4" CNC CONCRETE ENCASED, BY OTHERS  
(3) 1 1/4" CNC (48F, 6F, SPARE)  
4" CNC CONCRETE ENCASED, BY OTHERS  
(SPARE)

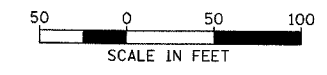
(3) 1 1/4" CNC IN TRENCH  
(48F, 6F, SPARE)  
(3) 1 1/4" CNC IN TRENCH  
(96F, SPARE, SPARE)  
6 SM  
DR-9A R03, 1-6  
48 SM  
R03 R04, 1-48  
96 SM  
R03 R04, 1-96



1 1/4" CNC CONCRETE ENCASED, BY OTHERS  
(6F)  
CCTV CAMERA INSTALLATION  
EXISTING CCTV CABINET DR-9A  
EXISTING TOWER NO. POPS

**NOTES:**

- SEE DRAWING ME-01 AND ME-02 FOR ELECTRICAL SYSTEMS AND ABBREVIATIONS.
- UNLESS OTHERWISE STATED, ALL NOTED CABLE AND CONDUIT TO BE FURNISHED AND INSTALLED UNDER THIS CONTRACT.
- TRENCHED CONDUITS INSTALLED IN PARALLEL ARE TO BE INSTALLED IN COMMON TRENCH.
- THIS SHEET ONLY DEPICTS INSTALLATION OF COMMUNICATIONS ELEMENTS. REFER TO SHEETS FOR OTHER SUBSYSTEMS FOR ADDITIONAL ELEMENTS IN THE AREA SHOWN.
- CONTRACTOR TO ROD AND CLEAN EXISTING CONDUITS PRIOR TO INSTALLING AND PULLING INNERDUCTS AND CABLES IN CONDUITS.
- COMMUNICATIONS CONDUIT SHALL NOT BE INSTALLED IN ELECTRIC HANDHOLES (SEE DETAIL SHEET DT-45).
- FOR HANDHOLE DETAILS, SEE SHEET DT-44 AND DT-46.



COMM-17

**Edwards  
AND Kelcey**  
ONE NORTH FRANKLIN  
CHICAGO, IL 60606  
PHONE: (312) 251-3000  
FAX: (312) 251-3015  
WEB: WWW.EDKCORP.COM

REVISIONS	
NAME	DATE

ILLINOIS DEPARTMENT OF TRANSPORTATION  
F.A.I. 94/90 (DAN RYAN EXPRESSWAY)  
31st STREET TO I-57  
  
COMMUNICATIONS BACKBONE CONDUIT  
AND CABLE LAYOUT  
  
SCALE: 1"=50'  
DATE: October 29, 2004  
DRAWN BY: YAD  
CHECKED BY: JEZ

10/14/2004 01:02:32 PM