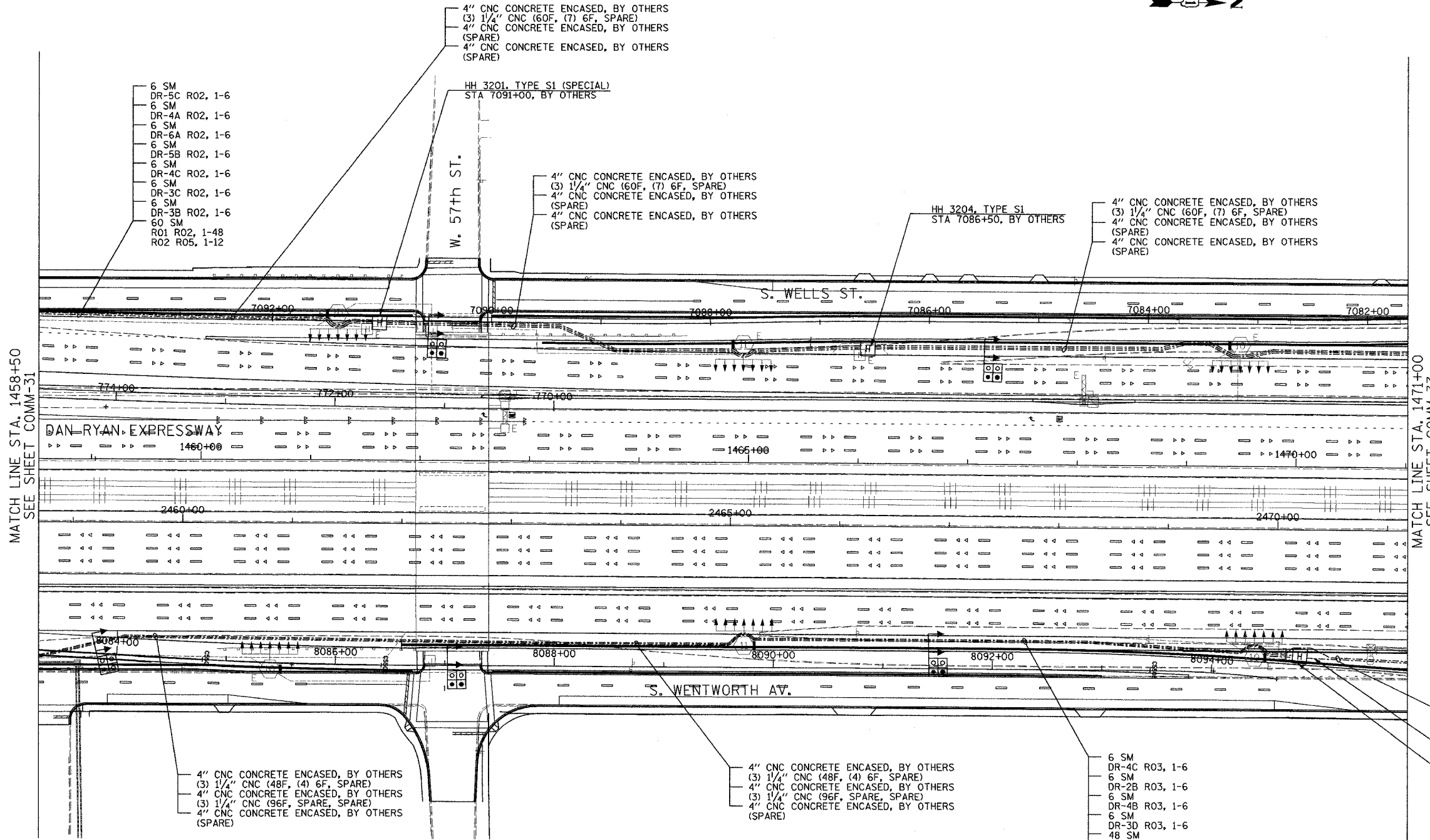
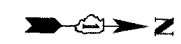


SECTION	COUNTY	TOTAL SHEETS	SHEET NO.
2003-0311	COOK	976	798
STA. 1458+50 TO STA. 1471+00			
FED. ROAD DIST. NO.	ILLINOIS	FED. AID PROJECT	
62583			



MATCH LINE STA. 1458+50
SEE SHEET COMM-31

MATCH LINE STA. 1471+00
SEE SHEET COMM-33

- 6 SM
- DR-5C R02, 1-6
- 6 SM
- DR-4A R02, 1-6
- 6 SM
- DR-6A R02, 1-6
- 6 SM
- DR-5B R02, 1-6
- 6 SM
- DR-4C R02, 1-6
- 6 SM
- DR-3C R02, 1-6
- 6 SM
- DR-3B R02, 1-6
- 60 SM
- R01 R02, 1-48
- R02 R05, 1-12

- 4" CNC CONCRETE ENCASED, BY OTHERS
- (3) 1/4" CNC (60F, (7) 6F, SPARE)
- 4" CNC CONCRETE ENCASED, BY OTHERS (SPARE)
- 4" CNC CONCRETE ENCASED, BY OTHERS (SPARE)

HH 3201, TYPE S1 (SPECIAL)
STA 7091+00, BY OTHERS

W. 57th St.

- 4" CNC CONCRETE ENCASED, BY OTHERS
- (3) 1/4" CNC (60F, (7) 6F, SPARE)
- 4" CNC CONCRETE ENCASED, BY OTHERS (SPARE)
- 4" CNC CONCRETE ENCASED, BY OTHERS (SPARE)

HH 3204, TYPE S1
STA 7086+50, BY OTHERS


- 4" CNC CONCRETE ENCASED, BY OTHERS
- (3) 1/4" CNC (60F, (7) 6F, SPARE)
- 4" CNC CONCRETE ENCASED, BY OTHERS (SPARE)
- 4" CNC CONCRETE ENCASED, BY OTHERS (SPARE)

- 4" CNC CONCRETE ENCASED, BY OTHERS
- (3) 1/4" CNC (48F, (4) 6F, SPARE)
- 4" CNC CONCRETE ENCASED, BY OTHERS
- (3) 1/4" CNC (96F, SPARE, SPARE)
- 4" CNC CONCRETE ENCASED, BY OTHERS (SPARE)

- 6 SM
- DR-4C R03, 1-6
- 6 SM
- DR-2B R03, 1-6
- 6 SM
- DR-4B R03, 1-6
- 6 SM
- DR-3D R03, 1-6
- 48 SM
- R01 R03, 1-48
- 96 SM
- R01 R03, 1-96

- (3) 1/4" CNC IN TRENCH
- (48F, (4) 6F, SPARE)
- (3) 1/4" CNC IN TRENCH
- (96F, SPARE, SPARE)
- (3) 1/4" CNC IN TRENCH
- (48F, (4) 6F, SPARE)
- HH 3207, TYPE S1
- STA 152+07, BY OTHERS

- NOTES:
- SEE DRAWING ME-01 AND ME-02 FOR ELECTRICAL SYSTEMS AND ABBREVIATIONS.
 - UNLESS OTHERWISE STATED, ALL NOTED CABLE AND CONDUIT TO BE FURNISHED AND INSTALLED UNDER THIS CONTRACT.
 - TRENCHED CONDUITS INSTALLED IN PARALLEL ARE TO BE INSTALLED IN COMMON TRENCH.
 - THIS SHEET ONLY DEPICTS INSTALLATION OF COMMUNICATIONS ELEMENTS. REFER TO SHEETS FOR OTHER SUBSYSTEMS FOR ADDITIONAL ELEMENTS IN THE AREA SHOWN.
 - CONTRACTOR TO ROD AND CLEAN EXISTING CONDUITS PRIOR TO INSTALLING AND PULLING INNERDUCTS AND CABLES IN CONDUITS.
 - COMMUNICATIONS CONDUIT SHALL NOT BE INSTALLED IN ELECTRIC HANDHOLES (SEE DETAIL SHEET DT-45).
 - FOR HANDHOLE DETAILS, SEE SHEET DT-44 AND DT-46.



COMM-32

Edwards AND Kelcey
ONE NORTH FRANKLIN
CHICAGO, IL 60606
PHONE: (312) 251-3000
FAX: (312) 251-3015
WEB: WWW.EKCORP.COM

REVISIONS	
NAME	DATE

ILLINOIS DEPARTMENT OF TRANSPORTATION
F.A.I. 94/90 (DAN RYAN EXPRESSWAY)
31st STREET TO I-57

COMMUNICATIONS BACKBONE CONDUIT
AND CABLE LAYOUT

SCALE: 1"=50'
DATE: October 29, 2004

DRAWN BY: DHI
CHECKED BY: BA

10/14/2004 04:05:27 PM