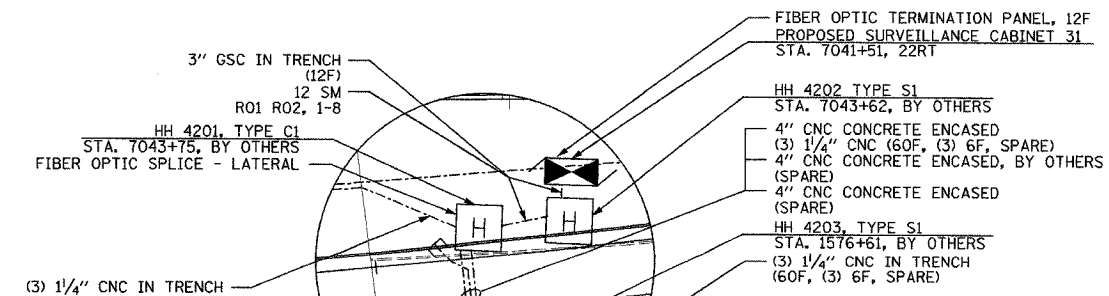
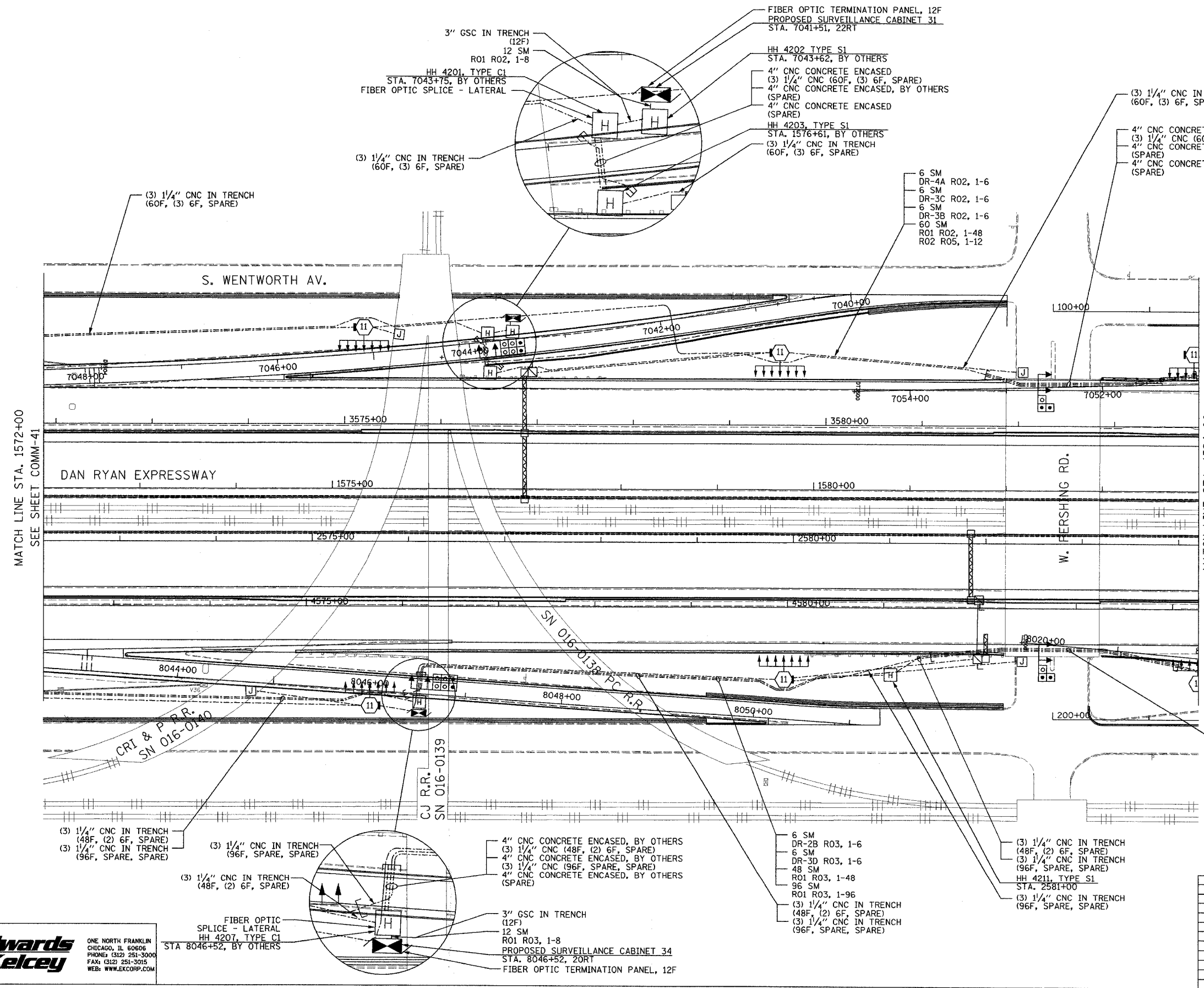



SECTION	COUNTY	TOTAL SHEETS	SHEET NO.
2003-0311	COOK	976	808
STA. 1572+00	TO STA. 1584+00		
FED. ROAD DIST. NO.	ILLINOIS	FED. AID PROJECT	
62583			

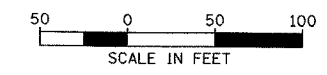


(3) 1/4" CNC IN TRENCH (60F, (3) 6F, SPARE)
 4" CNC CONCRETE ENCASED, BY OTHERS
 (3) 1/4" CNC (60F, (3) 6F, SPARE)
 4" CNC CONCRETE ENCASED, BY OTHERS (SPARE)
 4" CNC CONCRETE ENCASED, BY OTHERS (SPARE)

6 SM DR-4A R02, 1-6
 6 SM DR-3C R02, 1-6
 6 SM DR-3B R02, 1-6
 60 SM R01 R02, 1-48
 R02 R05, 1-12

- NOTES:
- SEE DRAWING ME-01 AND ME-02 FOR ELECTRICAL SYSTEMS AND ABBREVIATIONS.
 - UNLESS OTHERWISE STATED, ALL NOTED CABLE AND CONDUIT TO BE FURNISHED AND INSTALLED UNDER THIS CONTRACT.
 - TRENCHED CONDUITS INSTALLED IN PARALLEL ARE TO BE INSTALLED IN COMMON TRENCH.
 - THIS SHEET ONLY DEPICTS INSTALLATION OF COMMUNICATIONS ELEMENTS. REFER TO SHEETS FOR OTHER SUBSYSTEMS FOR ADDITIONAL ELEMENTS IN THE AREA SHOWN.
 - CONTRACTOR TO ROD AND CLEAN EXISTING CONDUITS PRIOR TO INSTALLING AND PULLING INNERDUCTS AND CABLES IN CONDUITS.
 - COMMUNICATIONS CONDUIT SHALL NOT BE INSTALLED IN ELECTRIC HANDHOLES (SEE DETAIL SHEET DT-45).
 - FOR HANDHOLE DETAILS, SEE SHEET DT-44 AND DT-46.

4" CNC CONCRETE ENCASED, BY OTHERS
 (3) 1/4" CNC (48F, (2) 6F, SPARE)
 4" CNC CONCRETE ENCASED, BY OTHERS
 (3) 1/4" CNC (96F, SPARE, SPARE)
 4" CNC CONCRETE ENCASED, BY OTHERS (SPARE)

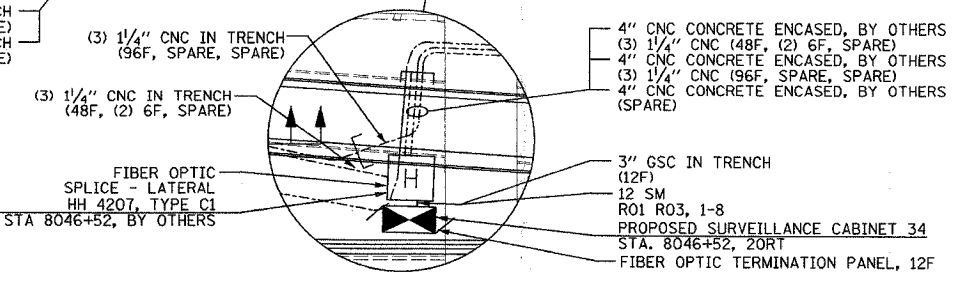


COMM-42

REVISIONS	
NAME	DATE

ILLINOIS DEPARTMENT OF TRANSPORTATION
 F.A.I. 94/90 (DAN RYAN EXPRESSWAY)
 31st STREET TO I-57
 COMMUNICATIONS BACKBONE CONDUIT AND CABLE LAYOUT
 SCALE: 1"=50'
 DATE: October 29, 2004
 DRAWN BY: DHI
 CHECKED BY: BA

Edwards AND Kelcey
 ONE NORTH FRANKLIN
 CHICAGO, IL 60606
 PHONE (312) 251-3000
 FAX (312) 251-3015
 WEB: WWW.EKCORP.COM



4" CNC CONCRETE ENCASED, BY OTHERS
 (3) 1/4" CNC (48F, (2) 6F, SPARE)
 4" CNC CONCRETE ENCASED, BY OTHERS
 (3) 1/4" CNC (96F, SPARE, SPARE)
 4" CNC CONCRETE ENCASED, BY OTHERS (SPARE)

6 SM DR-2B R03, 1-6
 6 SM DR-3D R03, 1-6
 48 SM R01 R03, 1-48
 96 SM R01 R03, 1-96
 (3) 1/4" CNC IN TRENCH (48F, (2) 6F, SPARE)
 (3) 1/4" CNC IN TRENCH (96F, SPARE, SPARE)

(3) 1/4" CNC IN TRENCH (48F, (2) 6F, SPARE)
 (3) 1/4" CNC IN TRENCH (96F, SPARE, SPARE)
 HH 4211, TYPE S1
 STA. 2581+00
 (3) 1/4" CNC IN TRENCH (96F, SPARE, SPARE)

3" GSC IN TRENCH (12F)
 12 SM R01 R03, 1-8
 PROPOSED SURVEILLANCE CABINET 34
 STA. 8046+52, 20RT
 FIBER OPTIC TERMINATION PANEL, 12F

MATCH LINE STA. 1572+00
 SEE SHEET COMM-41

MATCH LINE STA. 1584+00
 SEE SHEET COMM-43

10/14/2004 09:20:01 PM