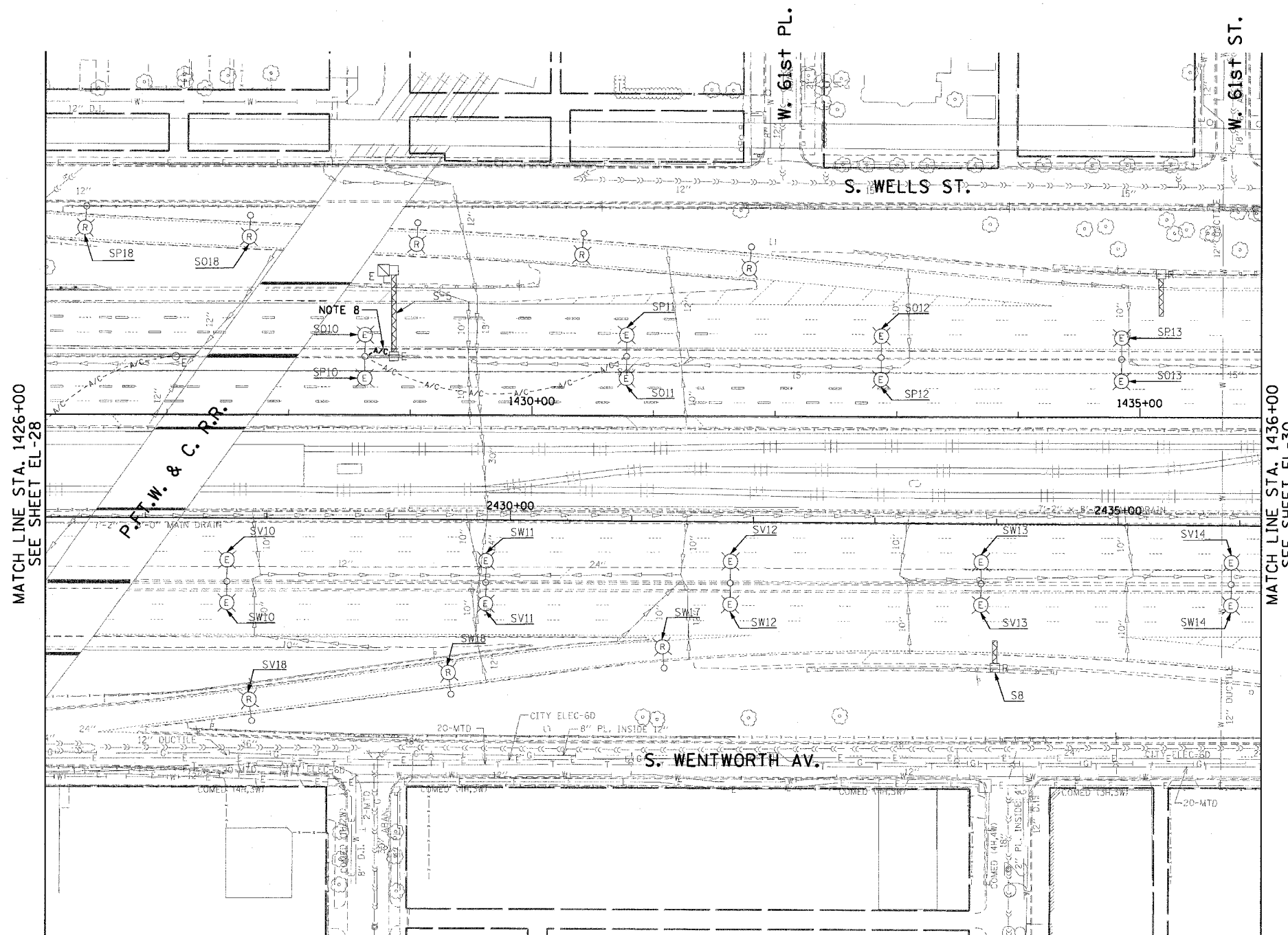
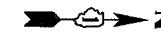


F.A.I. RTE.	SECTION	COUNTY	TOTAL SHEETS	SHEET NO.
90/94	2003-0311	COOK	976	101
STA. 1426+00.00		TO STA. 1436+00.00		
FED. ROAD DIST. NO. 1		ILLINOIS FED. AID PROJECT		

62583

NOTES:

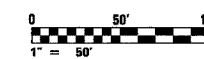
- SEE DRAWINGS ME-01 AND ME-02 FOR ELECTRICAL SYMBOLS AND ABBREVIATIONS.
- NOT USED.
- UNLESS NOTED OTHERWISE, ALL ITEMS AND WORK SHOWN IN HEAVY LINE WEIGHT ON THIS DRAWING ARE PROPOSED ITEMS AND WORK.
- NOT USED.
- NOT USED.
- NOT USED.
- THE EXISTING ROADWAY LIGHTING MOUNTED ON THE MEDIAN BARRIER WALL NORTH OF 63rd ST. TO 59th ST. MUST REMAIN IN OPERATION UNTIL THE PROPOSED ROADWAY LIGHTING SYSTEM HAS BEEN INSTALLED, ENERGIZED, TESTED, AND ACCEPTED BY THE ENGINEER, UNLESS OTHERWISE DIRECTED.
- DISCONNECT THE EXISTING TEMPORARY AERIAL CABLE FROM SIGN STRUCTURE "S-5" AND COIL AT THE NEAREST LIGHTING UNIT TO REMAIN. THE TEMPORARY AERIAL CABLE SHALL NOT BE DISCONNECTED UNTIL THE PERMANENT FEED TO THE SIGN STRUCTURE HAS BEEN INSTALLED, TESTED, AND ACCEPTED BY THE ENGINEER.



MATCH LINE STA. 1426+00
SEE SHEET EL-28

MATCH LINE STA. 1436+00
SEE SHEET EL-30

EXISTING RAMP LIGHTING AND LIGHTED SIGN LIGHTING ARE REMOVED IN IDOT CONTRACT NO. 62733.



EL-29

REVISIONS	
NAME	DATE
REVISED	1/21/05

ILLINOIS DEPARTMENT OF TRANSPORTATION
F.A.I. 90/94 (DAN RYAN EXPRESSWAY)
31st STREET TO I-57

ROADWAY LIGHTING PLANS
EXISTING CONDITIONS AND DEMOLITION

SCALE: 1"=50' DRAWN BY: CJM
DATE: October 29, 2004 CHECKED BY: WDS

CTE ENGINEERS
CONSOER TOWNSEND ENVIRONMENTAL ENGINEERS, INC.
303 EAST WACKER DRIVE, SUITE 600
CHICAGO, ILLINOIS 60601-5202, PHONE: 1.312.938-0300

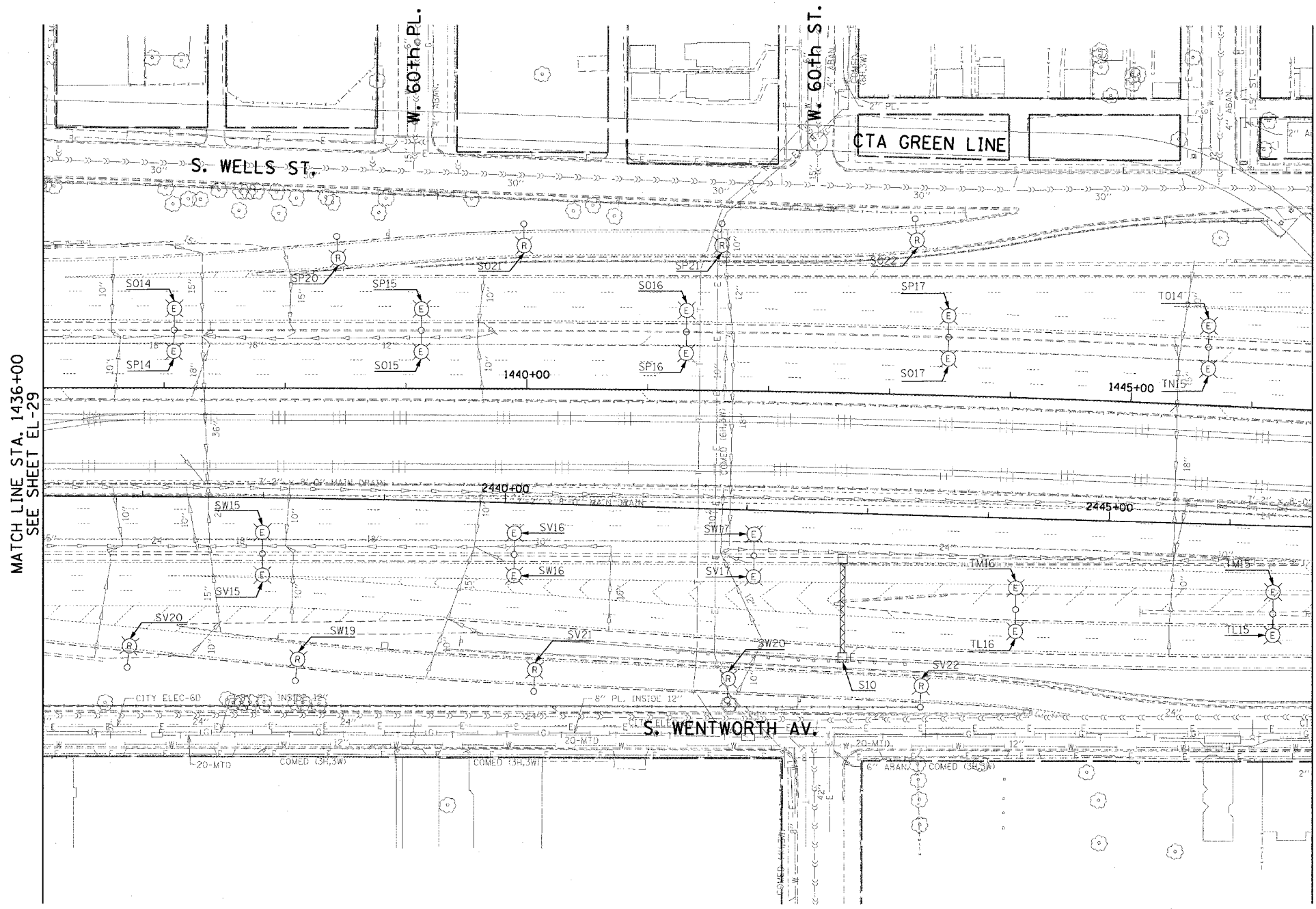
01/24/2005 11:59:34 AM

F.A.I. RTE.	SECTION	COUNTY	TOTAL SHEETS	SHEET NO.
90/94	2003-0311	COOK	976	102
STA. 1436+00.00		TO STA. 1446+50.00		
FED. ROAD DIST. NO. 1		ILLINOIS	FED. AID PROJECT	

62583

NOTES:


- SEE DRAWINGS ME-01 AND ME-02 FOR ELECTRICAL SYMBOLS AND ABBREVIATIONS.
- NOT USED.
- NOT USED.
- NOT USED.
- NOT USED.
- THE EXISTING ROADWAY LIGHTING MOUNTED ON THE MEDIAN BARRIER WALL NORTH OF 63rd ST. TO 59th ST. MUST REMAIN IN OPERATION UNTIL THE PROPOSED ROADWAY LIGHTING SYSTEM HAS BEEN INSTALLED, ENERGIZED, TESTED, AND ACCEPTED BY THE ENGINEER, UNLESS OTHERWISE DIRECTED.



MATCH LINE STA. 1436+00
SEE SHEET EL-29

MATCH LINE STA. 1446+50
SEE SHEET EL-31

THIS SHEET IS FOR INFORMATIONAL PURPOSES ONLY.
EXISTING RAMP LIGHTING IS REMOVED IN IDOT
CONTRACT NO. 62733.



EL-30

CTE ENGINEERS
 CONSOER TOWNSEND ENVIRODYNE ENGINEERS, INC.
 303 EAST WACKER DRIVE, SUITE 600
 CHICAGO, ILLINOIS 60601-5202, PHONE: (312) 938-0300

REVISIONS	
NAME	DATE
REVISED	1/21/05

ILLINOIS DEPARTMENT OF TRANSPORTATION
 F.A.I. 90/94 (DAN RYAN EXPRESSWAY)
 31st STREET TO I-57

**ROADWAY LIGHTING PLANS
 EXISTING CONDITIONS AND DEMOLITION**

SCALE: 1"=50' DRAWN BY: CJM
 DATE: October 29, 2004 CHECKED BY: WDS

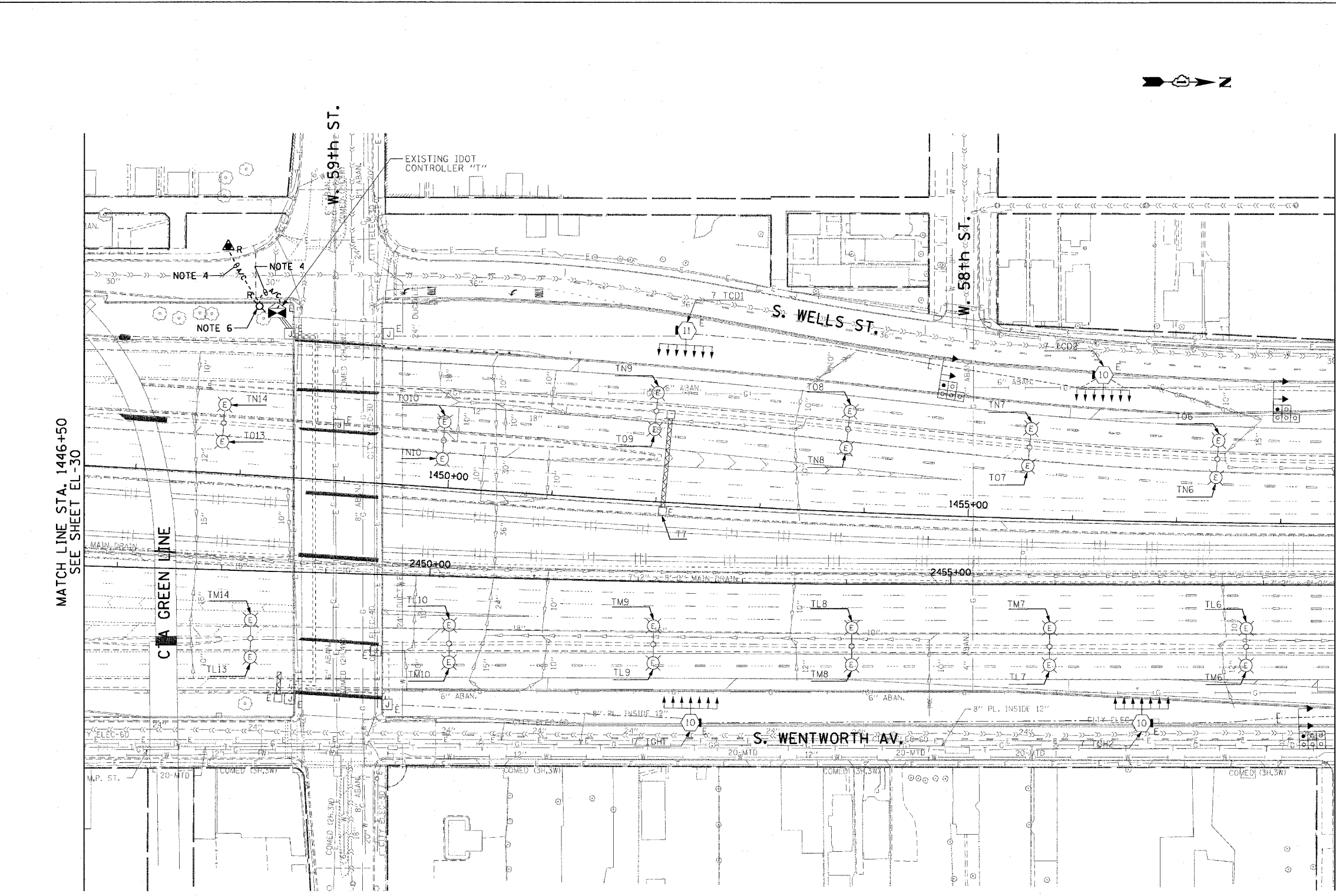
m:\p\0468\elec\6-ent\2\as\contract\2\existing\el020302a.dwg 1/24/2005 11:59:35 AM

F.A.I. RTE.	SECTION	COUNTY	TOTAL SHEETS	SHEET NO.
90/94	2003-0311	COOK	976	103
STA. 1446+50.00		TO STA. 1458+50.00		
FED. ROAD DIST. NO. 1		ILLINOIS FED. AID PROJECT		

62583

NOTES:

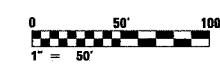
- SEE DRAWINGS ME-01 AND ME-02 FOR ELECTRICAL SYMBOLS AND ABBREVIATIONS.
- COORDINATE ALL WORK WITH IDOT CONTRACT NO. 62693.
- UNLESS NOTED OTHERWISE, ALL ITEMS AND WORK SHOWN IN HEAVY LINE WEIGHT ON THIS DRAWING ARE PROPOSED ITEMS AND WORK.
- EXISTING TEMPORARY AERIAL CABLES TO BE REMOVED WILL BE INCLUDED FOR PAYMENT WITH THE "WOODEN POLE REMOVAL" PAY ITEM.
- THE EXISTING ROADWAY LIGHTING MOUNTED ON THE MEDIAN BARRIER WALL NORTH OF 63rd ST TO 59th ST MUST REMAIN IN OPERATION UNTIL THE PROPOSED ROADWAY LIGHTING SYSTEM HAS BEEN INSTALLED, ENERGIZED, TESTED, AND ACCEPTED BY THE ENGINEER, UNLESS OTHERWISE DIRECTED.
- AFTER THE PERMANENT FEED TO EXISTING IDOT CONTROLLER "T" HAS BEEN INSTALLED, TESTED, AND ACCEPTED, THE CONTRACTOR WILL REMOVE THE TEMPORARY FEED TO IDOT CONTROLLER "T".



MATCH LINE STA. 1446+50
SEE SHEET EL-30

MATCH LINE STA. 1458+50
SEE SHEET EL-32

HIGH MAST LIGHT TOWERS, CONTROLLERS, AND WIRING NORTH OF 59th STREET ARE INSTALLED IN IDOT CONTRACT NO. 62733.



EL-31

CTE ENGINEERS
 CONSER TOWNSEND ENVIRONMENTAL ENGINEERS, INC.
 303 EAST WACKER DRIVE, SUITE 600
 CHICAGO ILLINOIS 60601-5222, PHONE: (312) 938-0300

REVISIONS		
NO.	NAME	DATE
1	REVISED	1/21/05

ILLINOIS DEPARTMENT OF TRANSPORTATION
 F.A.I. 90/94 (DAN RYAN EXPRESSWAY)
 31st STREET TO I-57

**ROADWAY LIGHTING PLANS
 EXISTING CONDITIONS AND DEMOLITION**

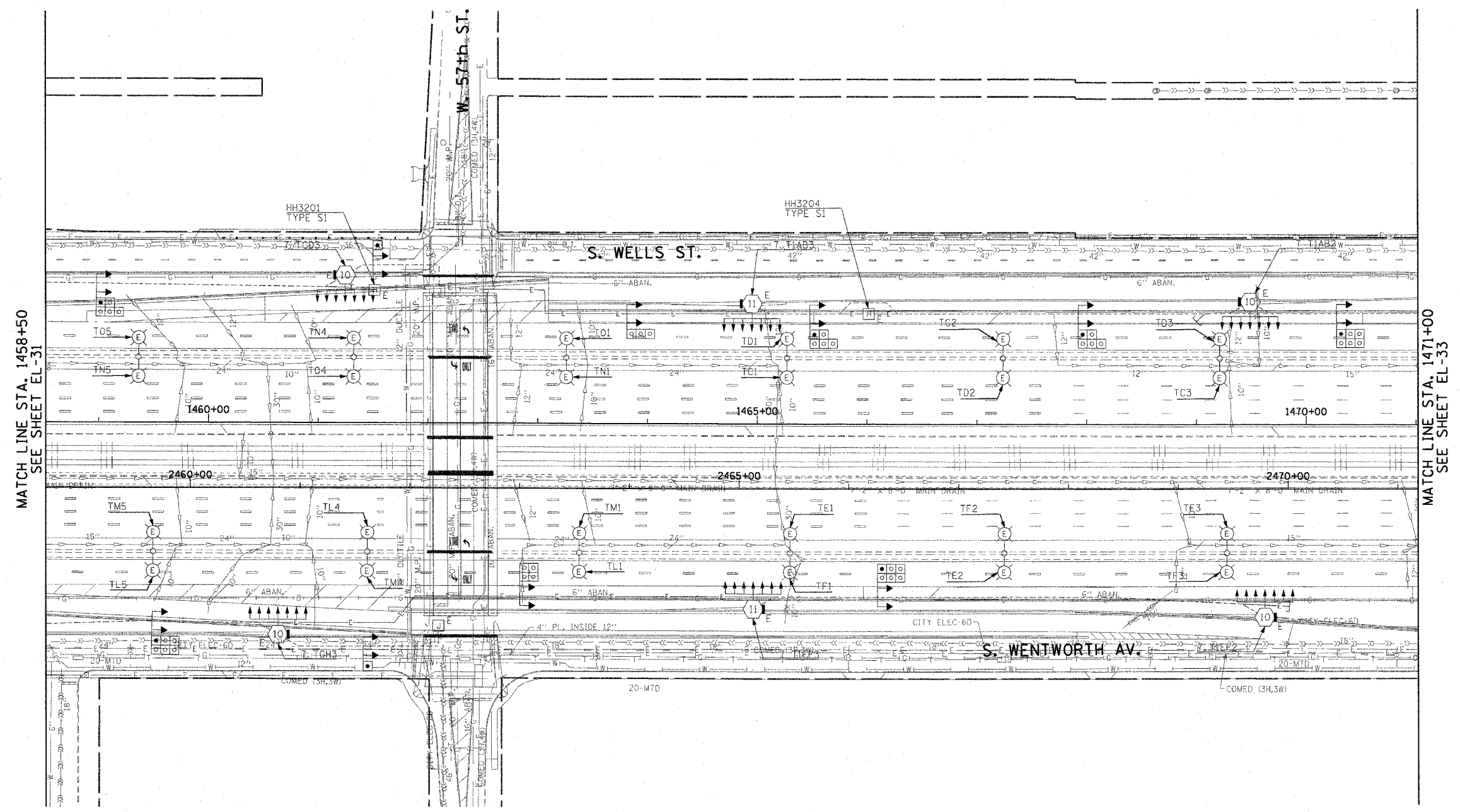
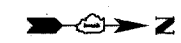
SCALE: 1"=50' DRAWN BY: CJM
 DATE: October 29, 2004 CHECKED BY: WDS

m:\p\0469\0469.dwg:cnr:23\gth contract 2\exist\mgel020310a.dwg 1/24/2005 11:59:40 AM


F.A.I. RTE.	SECTION	COUNTY	TOTAL SHEETS	SHEET NO.
90/94	2003-0311	COOK	976	104
STA. 1458+50.00		TO STA. 1471+00.00		
FED. ROAD DIST. NO. 1		ILLINOIS FED. AID PROJECT		

62583

NOTES:
 1. SEE DRAWINGS ME-01 AND ME-02 FOR ELECTRICAL SYMBOLS AND ABBREVIATIONS.



THIS SHEET IS FOR INFORMATIONAL PURPOSES ONLY. HIGH MAST LIGHT TOWERS, CONTROLLERS, AND WIRING ARE INSTALLED IN IDOT CONTRACT NO. 62733.



EL-32

REVISIONS	
NAME	DATE

ILLINOIS DEPARTMENT OF TRANSPORTATION
 F.A.I. 90/94 (DAN RYAN EXPRESSWAY)
 31st STREET TO I-57
 ROADWAY LIGHTING PLANS
 EXISTING CONDITIONS AND DEMOLITION
 SCALE: 1"=50'
 DATE: October 29, 2004
 DRAWN BY: CJM
 CHECKED BY: WDS



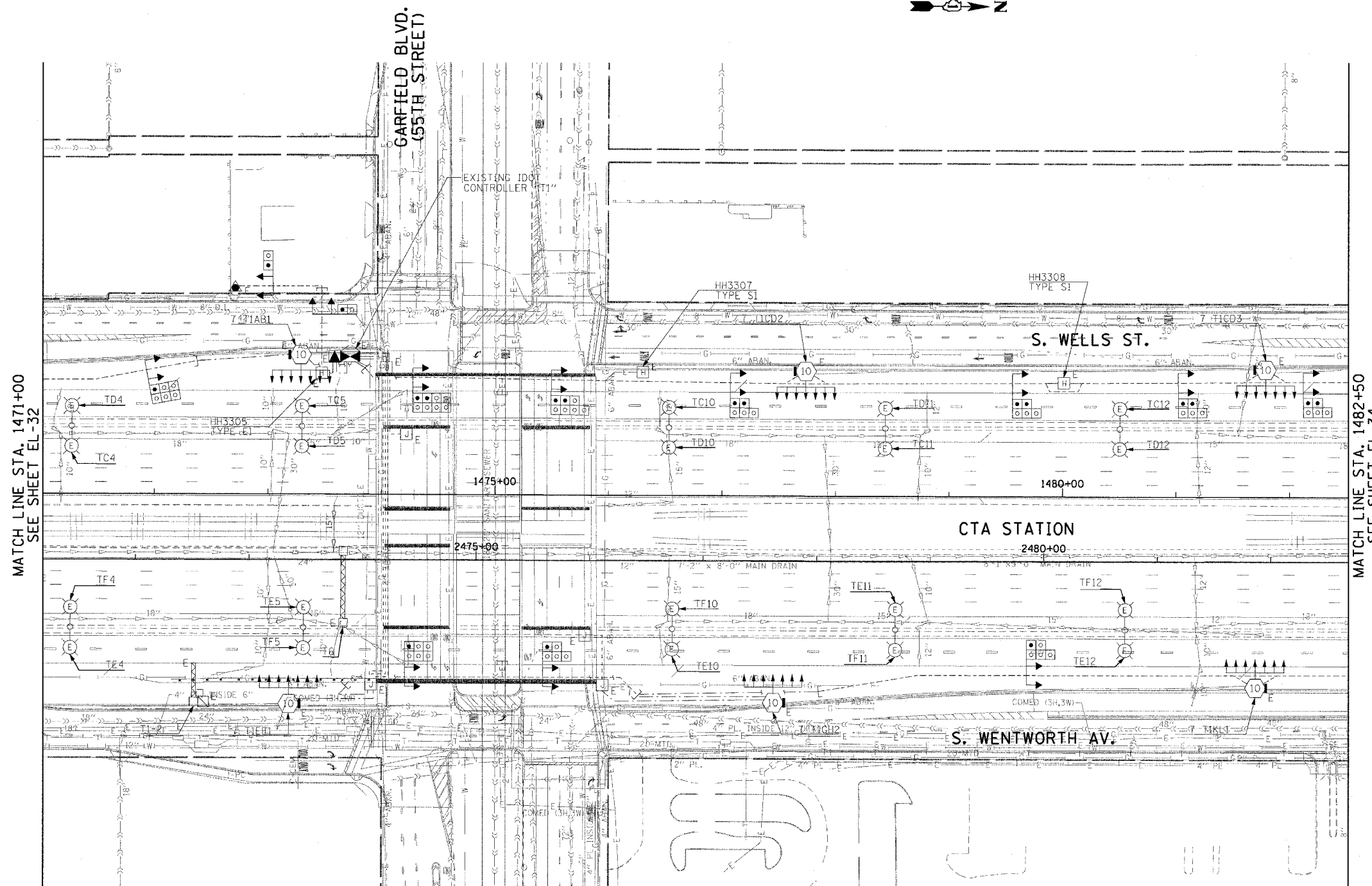
10/15/2004 02:34:29 PM

F.A.I. RTE.	SECTION	COUNTY	TOTAL SHEETS	SHEET NO.
90/94	2003-0311	COOK	976	105
STA. 1471+00.00		TO STA. 1482+50.00		
FED. ROAD DIST. NO. 1		ILLINOIS FED. AID PROJECT		

62583

NOTES:

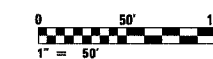
- SEE DRAWINGS ME-01 AND ME-02 FOR ELECTRICAL SYMBOLS AND ABBREVIATIONS.



MATCH LINE STA. 1471+00
SEE SHEET EL-32

MATCH LINE STA. 1482+50
SEE SHEET EL-34

THIS SHEET IS FOR INFORMATIONAL PURPOSES ONLY. HIGH MAST LIGHT TOWERS, CONTROLLERS, AND WIRING ARE INSTALLED IN IDOT CONTRACT NO. 62733.



EL-33

REVISIONS	
NAME	DATE

ILLINOIS DEPARTMENT OF TRANSPORTATION
F.A.I. 90/94 (DAN RYAN EXPRESSWAY)
31st STREET TO I-57

ROADWAY LIGHTING PLANS
EXISTING CONDITIONS AND DEMOLITION

SCALE: 1"=50' DRAWN BY: CJM
DATE: October 29, 2004 CHECKED BY: WDS

CTE ENGINEERS
CONSOER TOWNSEND ENVIRONMENTAL ENGINEERS, INC.
303 EAST WACKER DRIVE, SUITE 600
CHICAGO, ILLINOIS 60601-5262, PHONE: (312) 938-0300

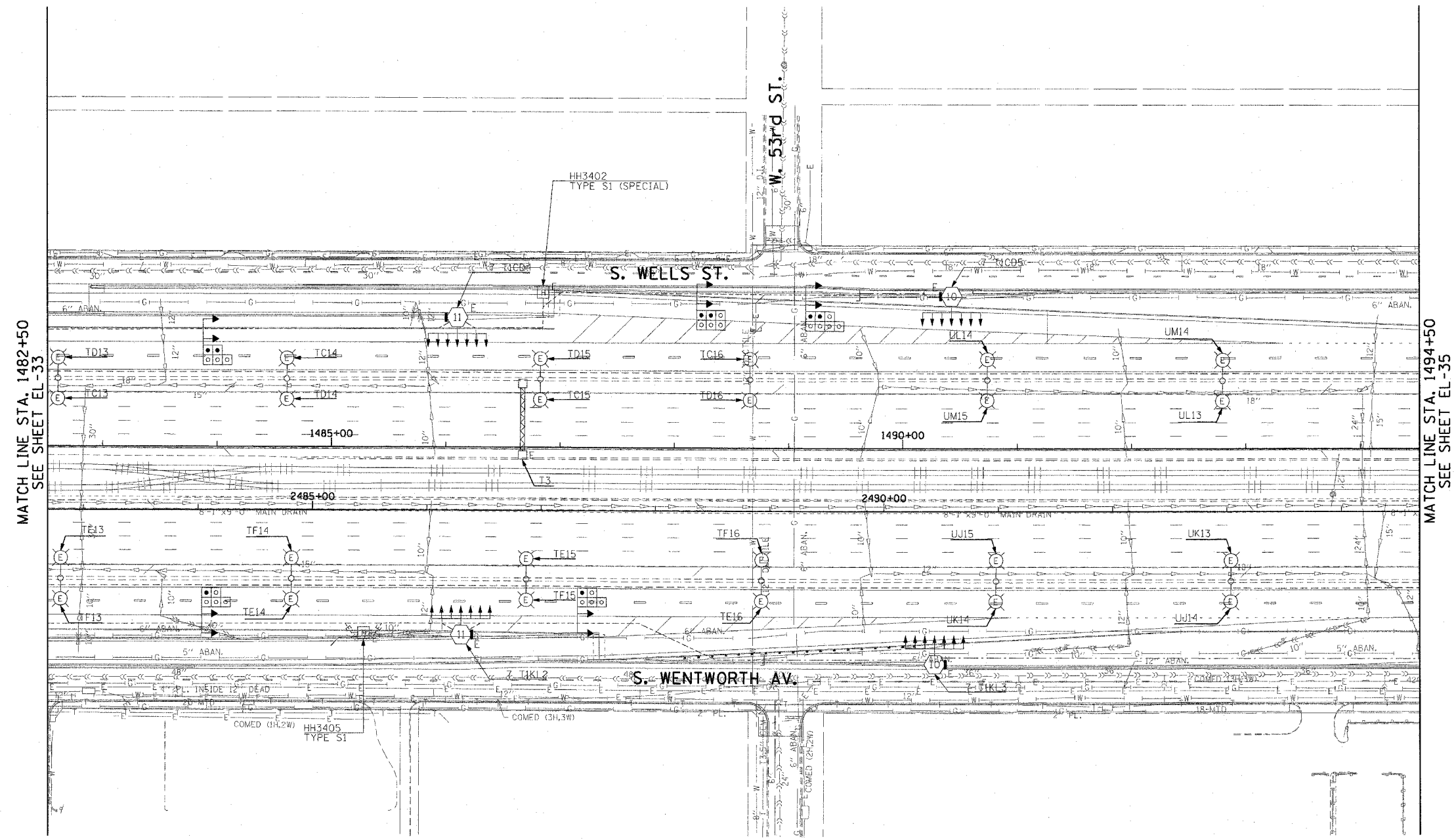
MAY 20 2004 11:17 AM 08-22153 AM

F.A.I. RTE.	SECTION	COUNTY	TOTAL SHEETS	SHEET NO.
90/94	2003-0311	COOK	976	106
STA. 1482+50.00		TO STA. 1494+50.00		
FED. ROAD DIST. NO. 1		ILLINOIS FED. AID PROJECT		

62583

NOTES:

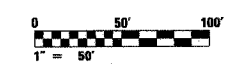
- SEE DRAWINGS ME-01 AND ME-02 FOR ELECTRICAL SYMBOLS AND ABBREVIATIONS.



MATCH LINE STA. 1482+50
SEE SHEET EL-33

MATCH LINE STA. 1494+50
SEE SHEET EL-35

THIS SHEET IS FOR INFORMATIONAL PURPOSES ONLY. HIGH MAST LIGHT TOWERS, CONTROLLERS, AND WIRING ARE INSTALLED IN IDOT CONTRACT NO. 62733.



EL-34

CTE ENGINEERS
 CONSER TOWNSEND ENVIRONMENTAL ENGINEERS, INC.
 303 EAST WACKER DRIVE, SUITE 600
 CHICAGO, ILLINOIS 60601-5202, PHONE: (312) 938-0300

REVISIONS	
NAME	DATE

ILLINOIS DEPARTMENT OF TRANSPORTATION
 F.A.I. 90/94 (DAN RYAN EXPRESSWAY)
 31st STREET TO I-57
 ROADWAY LIGHTING PLANS
 EXISTING CONDITIONS AND DEMOLITION
 SCALE: 1"=50' DRAWN BY: CJM
 DATE: October 29, 2004 CHECKED BY: WDS

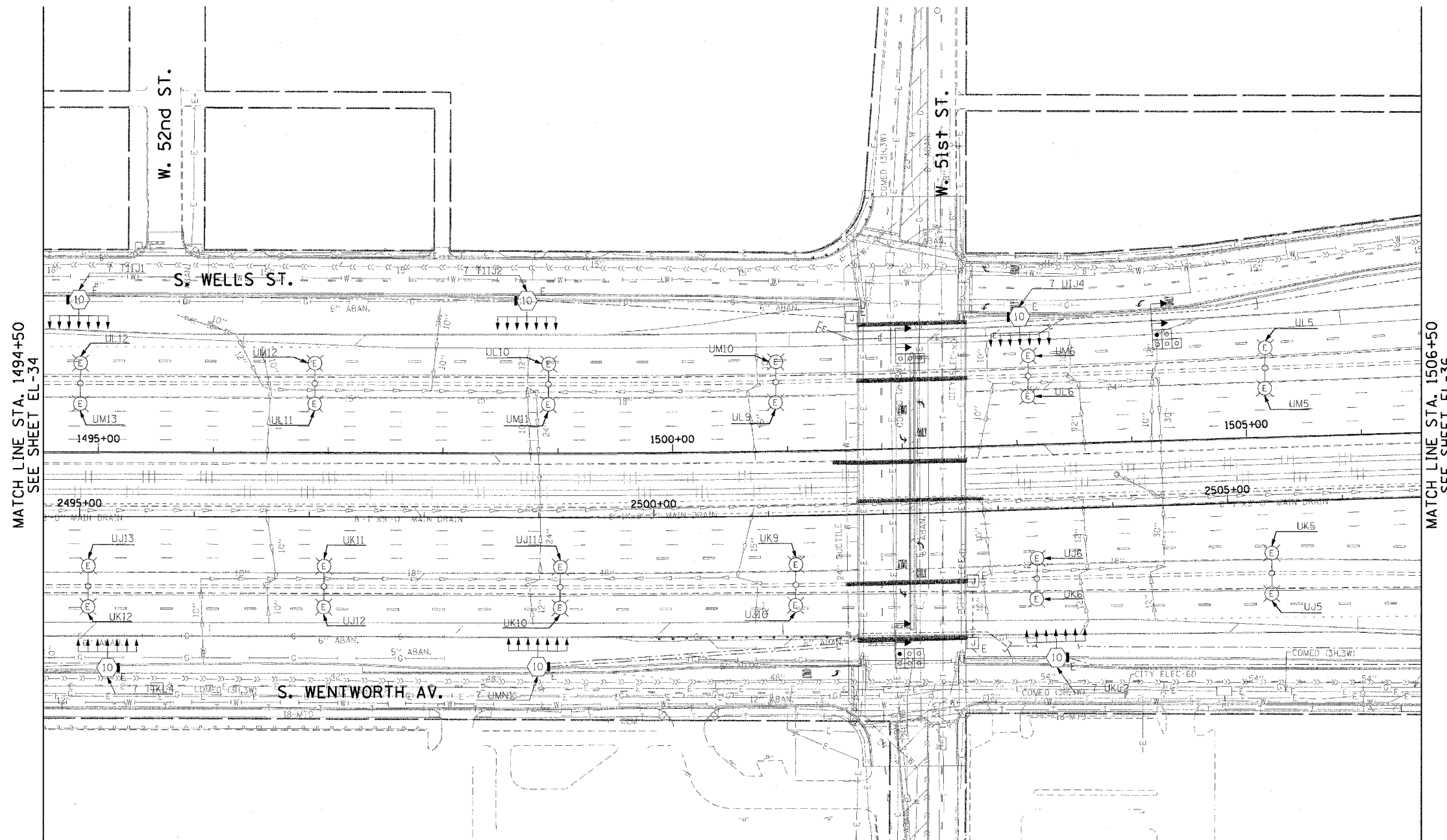
10/15/2004 02:34:33 PM

F.A.I. RTE.	SECTION	COUNTY	TOTAL SHEETS	SHEET NO.
90/94	2003-0311	COOK	976	107
STA. 1494+50.00		TO STA. 1506+50.00		
FED. ROAD DIST. NO. 1		ILLINOIS FED. AID PROJECT		

62583

NOTES:

- SEE DRAWINGS ME-01 AND ME-02 FOR ELECTRICAL SYMBOLS AND ABBREVIATIONS.




MATCH LINE STA. 1494+50
SEE SHEET EL-34

MATCH LINE STA. 1506+50
SEE SHEET EL-36

THIS SHEET IS FOR INFORMATIONAL PURPOSES ONLY. HIGH MAST LIGHT TOWERS, CONTROLLERS, AND WIRING ARE INSTALLED IN IDOT CONTRACT NO. 62733.



EL-35



REVISIONS	
NAME	DATE

ILLINOIS DEPARTMENT OF TRANSPORTATION
F.A.I. 90/94 (DAN RYAN EXPRESSWAY)
31st STREET TO I-57

ROADWAY LIGHTING PLANS
EXISTING CONDITIONS AND DEMOLITION

SCALE: 1"=50' DRAWN BY: CJM
DATE: October 29, 2004 CHECKED BY: WDS

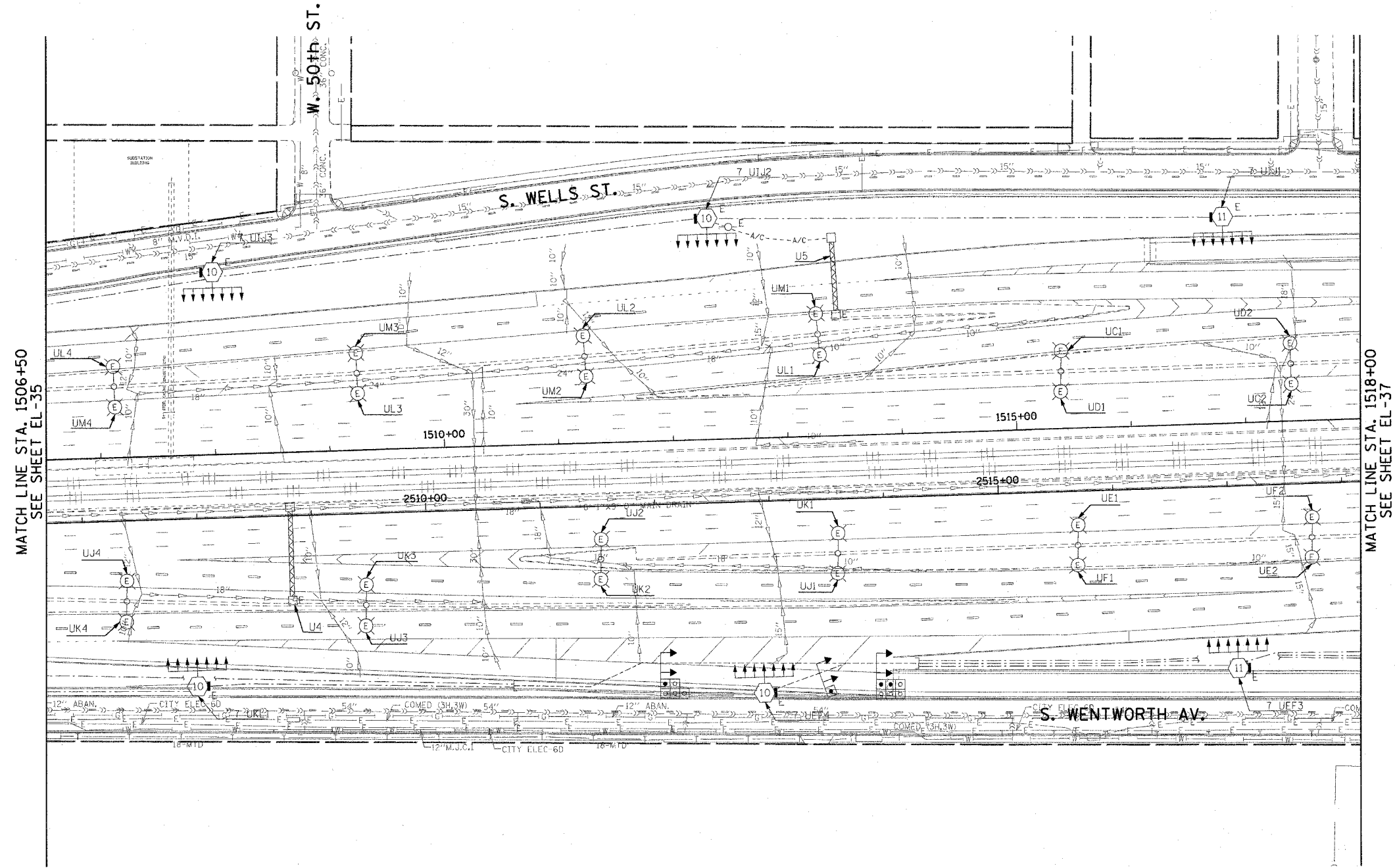
M:\P\40468-E\ref\NG-Ctr\20\SM\Contract 2\Electrical\EL203525.dwg 10/22/2004 10:45:22 AM

F.A.I. RTE.	SECTION	COUNTY	TOTAL SHEETS	SHEET NO.
90/94	2003-0311	COOK	976	108
STA. 1506+50.00		TO STA. 1518+00.00		
FED. ROAD DIST. NO. 1		ILLINOIS FED. AID PROJECT		

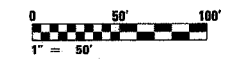
62583

NOTES:

- SEE DRAWINGS ME-01 AND ME-02 FOR ELECTRICAL SYMBOLS AND ABBREVIATIONS.



THIS SHEET IS FOR INFORMATIONAL PURPOSES ONLY. HIGH MAST LIGHT TOWERS, CONTROLLERS, AND WIRING ARE INSTALLED IN IDOT CONTRACT NO. 62733.



EL-36

REVISIONS	
NAME	DATE

ILLINOIS DEPARTMENT OF TRANSPORTATION
 F.A.I. 90/94 (DAN RYAN EXPRESSWAY)
 31st STREET TO I-57
 ROADWAY LIGHTING PLANS
 EXISTING CONDITIONS AND DEMOLITION

SCALE: 1"=50'
 DATE: October 29, 2004

DRAWN BY: CJM
 CHECKED BY: WDS

CTE ENGINEERS
 CONSER TOWNSEND ENVIRONMENTAL ENGINEERS, INC.
 303 EAST WACKER DRIVE, SUITE 600
 CHICAGO, ILLINOIS 60601-5212, PHONE: (312) 938-0300

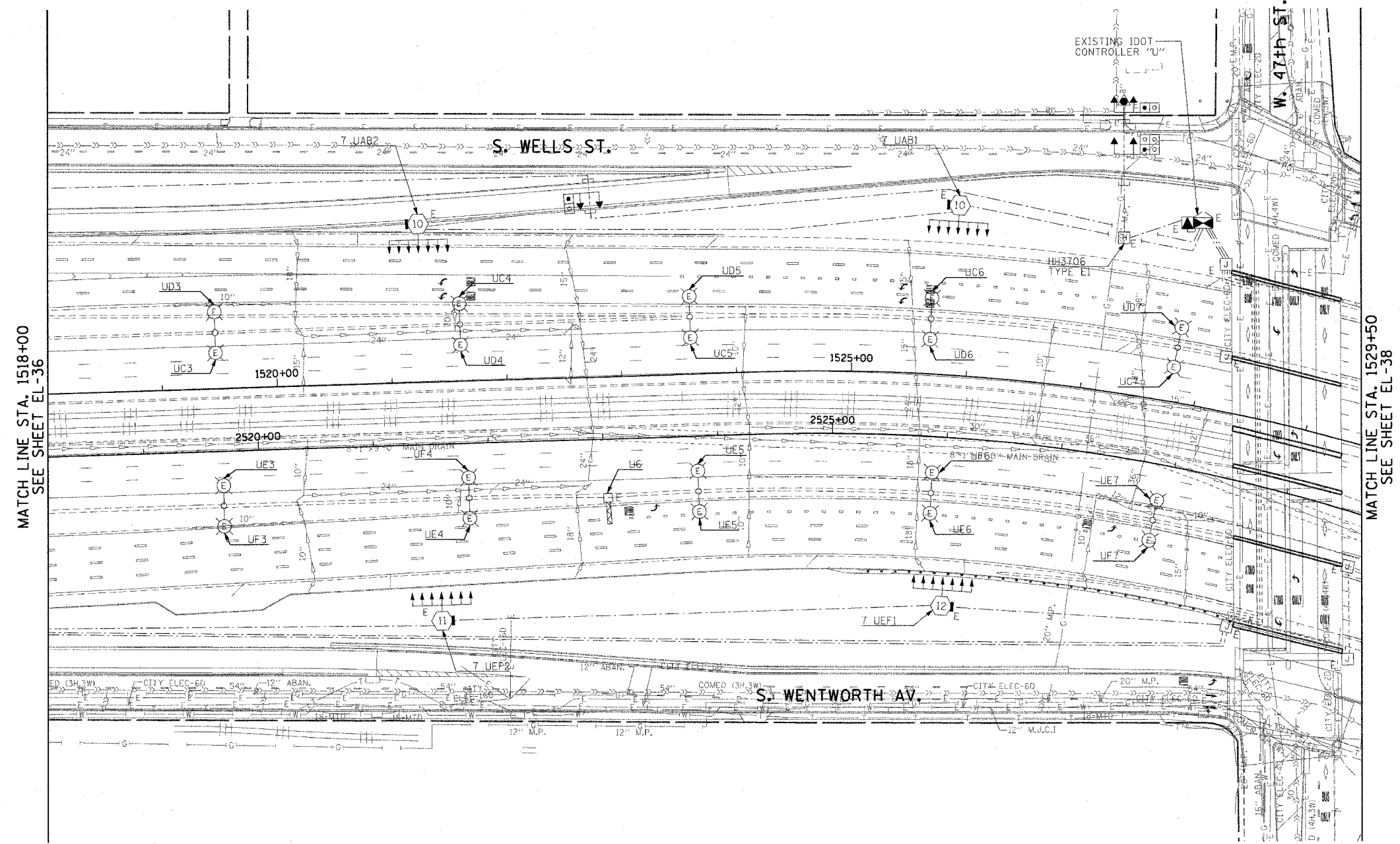
10/15/2004 02:34:37 PM

F.A.I. RTE.	SECTION	COUNTY	TOTAL SHEETS	SHEET NO.
90/94	2003-0311	COOK	976	109
STA. 1518+00.00		TO STA. 1529+50.00		
FED. ROAD DIST. NO. 1		ILLINOIS FED. AID PROJECT		

62583

NOTES:

- SEE DRAWINGS ME-01 AND ME-02 FOR ELECTRICAL SYMBOLS AND ABBREVIATIONS.



MATCH LINE STA. 1518+00
SEE SHEET EL-36

MATCH LINE STA. 1529+50
SEE SHEET EL-38

THIS SHEET IS FOR INFORMATIONAL PURPOSES ONLY. HIGH MAST LIGHT TOWERS, CONTROLLERS, AND WIRING ARE INSTALLED IN IDOT CONTRACT NO. 62733.



EL-37

CTE ENGINEERS
 CONSER TOWNSEND ENVIRONMENTAL ENGINEERS, INC.
 303 EAST WACKER DRIVE, SUITE 600
 CHICAGO, ILLINOIS 60601-5202, PHONE: (312) 938-0300

REVISIONS	
NAME	DATE

ILLINOIS DEPARTMENT OF TRANSPORTATION
 F.A.I. 90/94 (DAN RYAN EXPRESSWAY)
 31st STREET TO I-57

**ROADWAY LIGHTING PLANS
 EXISTING CONDITIONS AND DEMOLITION**

SCALE: 1"=50'
 DATE: October 29, 2004

DRAWN BY: CJM
 CHECKED BY: WDS

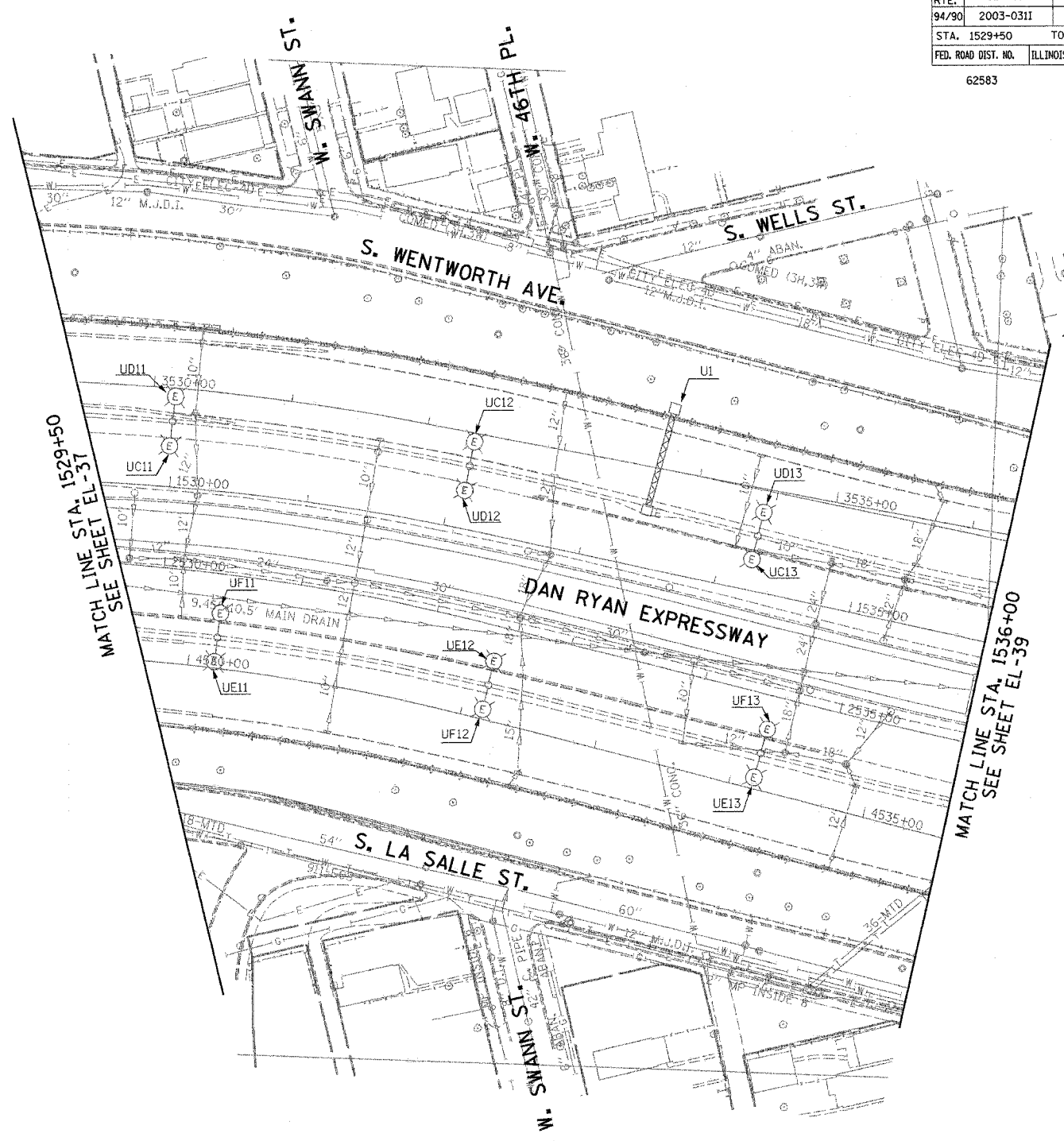
m:\p\0468\elect\62733\contract\2003\200311\020372.dwg

10/15/2004 02:34:39 PM

F.A.I. RTE.	SECTION	COUNTY	TOTAL SHEETS	SHEET NO.
94/90	2003-0311	COOK	976	110
STA. 1529+50		TO STA. 1536+00		
FED. ROAD DIST. NO.	ILLINOIS	FED. AID PROJECT		
62583				



NOTES:
1. SEE DRAWINGS ME-01 AND ME-02 FOR ELECTRICAL SYMBOLS, AND ABBREVIATIONS.



EL-38

KAM ENGINEERING, INC.
CONSULTING ENGINEERS
707A Davis Road, Suite 205
Elgin, Illinois 60123-1369



REVISIONS	
NAME	DATE

ILLINOIS DEPARTMENT OF TRANSPORTATION
F.A.I. 94/90 (DAN RYAN EXPRESSWAY)
31st STREET TO I-57

ROADWAY LIGHTING PLANS
EXISTING CONDITIONS AND DEMOLITION

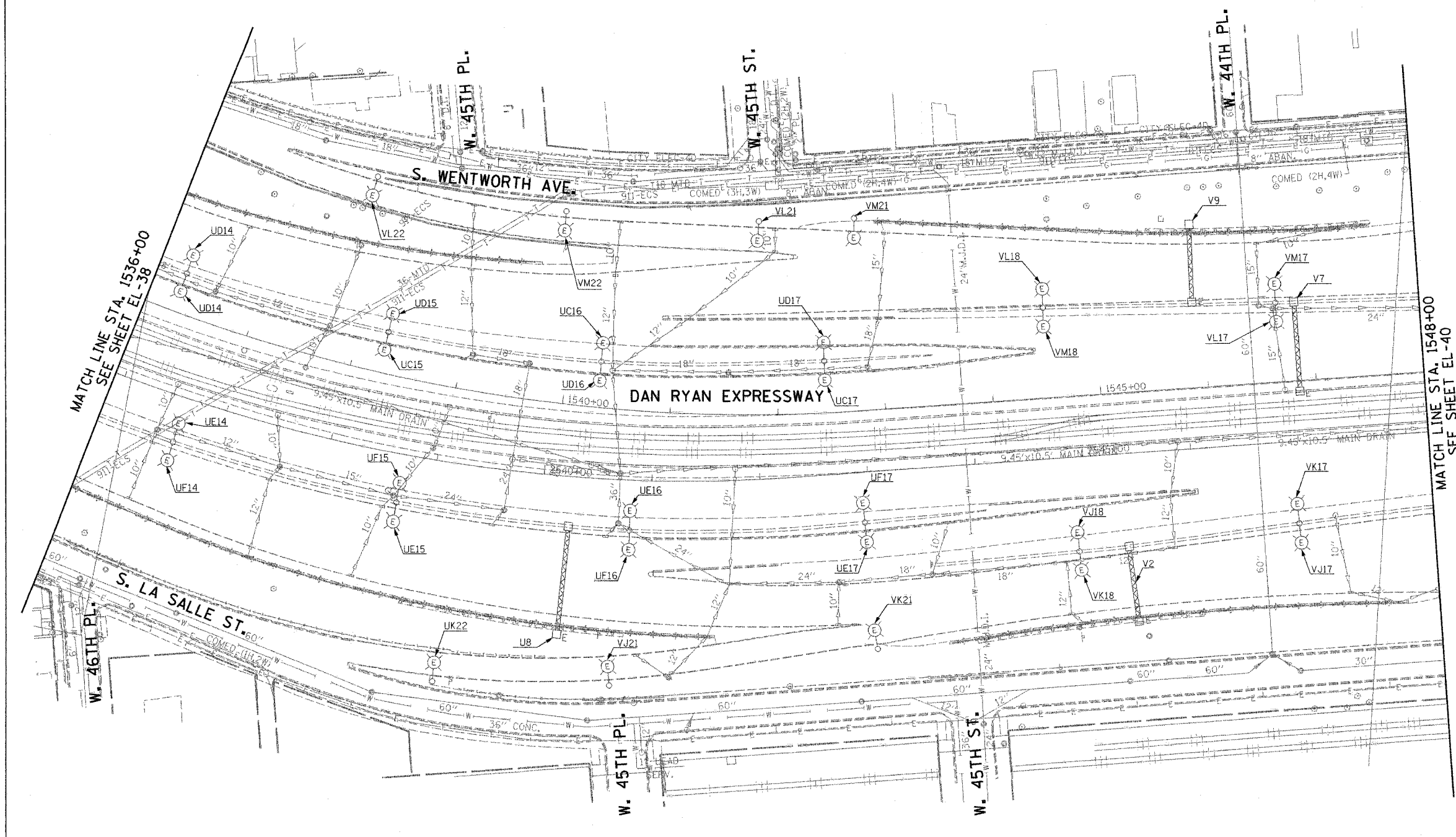
SCALE: 1"=50'
DATE: OCTOBER 29, 2004
DRAWN BY: BL
CHECKED BY: SM

06/25/04 08:25 AM

F.A.I. RTE.	SECTION	COUNTY	TOTAL SHEETS	SHEET NO.
94/90	2003-0311	COOK	976	111
STA. 1536+00		TO STA. 1548+00		
FED. ROAD DIST. NO.	ILLINOIS	FED. AID PROJECT		
62583				



NOTES:
 1. SEE DRAWINGS ME-01 AND ME-02 FOR ELECTRICAL SYMBOLS, AND ABBREVIATIONS.



MATCH LINE STA. 1536+00
SEE SHEET EL-38

MATCH LINE STA. 1548+00
SEE SHEET EL-40

KAM ENGINEERING, INC.
 CONSULTING ENGINEERS
 707A Davis Road, Suite 205
 Elgin, Illinois 60123-1369



REVISIONS	
NAME	DATE

ILLINOIS DEPARTMENT OF TRANSPORTATION
 F.A.I. 94/90 (DAN RYAN EXPRESSWAY)
 31st STREET TO I-57

**ROADWAY LIGHTING PLANS
 EXISTING CONDITIONS AND DEMOLITION**

SCALE: 1"=50'
 DATE: OCTOBER 29, 2004

DRAWN BY: BL
 CHECKED BY: SM

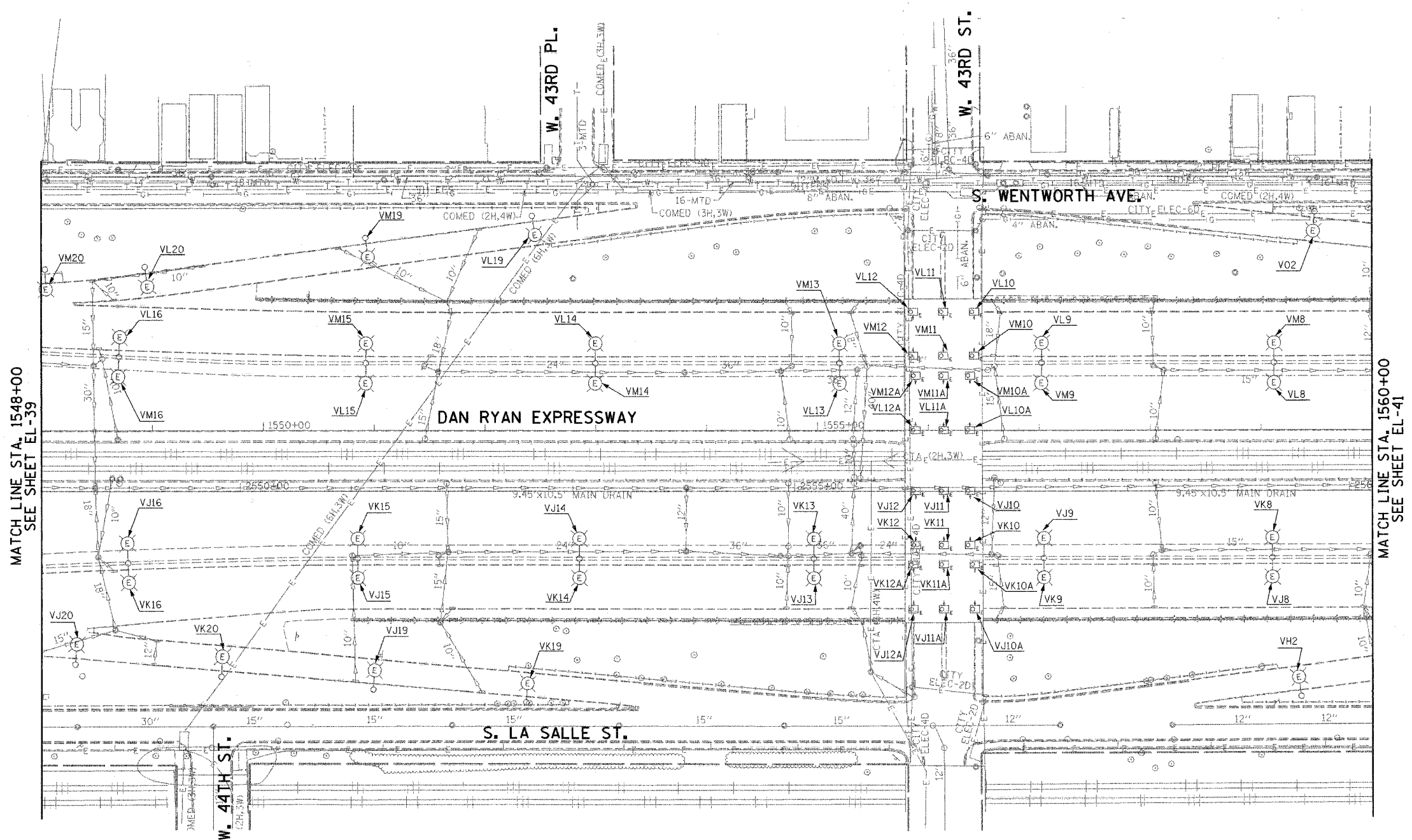
EL-39

10/15/2004 08:54:27 AM

F.A.I. RTE.	SECTION	COUNTY	TOTAL SHEETS	SHEET NO.
94/90	2003-0311	COOK	976	112
STA. 1548+00		TO STA. 1560+00		
FED. ROAD DIST. NO.	ILLINOIS	FED. AID PROJECT		
62583				



NOTES:
 1. SEE DRAWINGS ME-01 AND ME-02 FOR ELECTRICAL SYMBOLS, AND ABBREVIATIONS.



MATCH LINE STA. 1548+00
SEE SHEET EL-39

MATCH LINE STA. 1560+00
SEE SHEET EL-41

EL-40

KAM ENGINEERING, INC.
 CONSULTING ENGINEERS
 707A Davis Road, Suite 205
 Elgin, Illinois 60123-1369



REVISIONS	
NAME	DATE

ILLINOIS DEPARTMENT OF TRANSPORTATION
 F.A.I. 94/90 (DAN RYAN EXPRESSWAY)
 31st STREET TO I-57

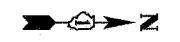
ROADWAY LIGHTING PLANS
EXISTING CONDITIONS AND DEMOLITION

SCALE: 1"=50'
 DATE: OCTOBER 29, 2004

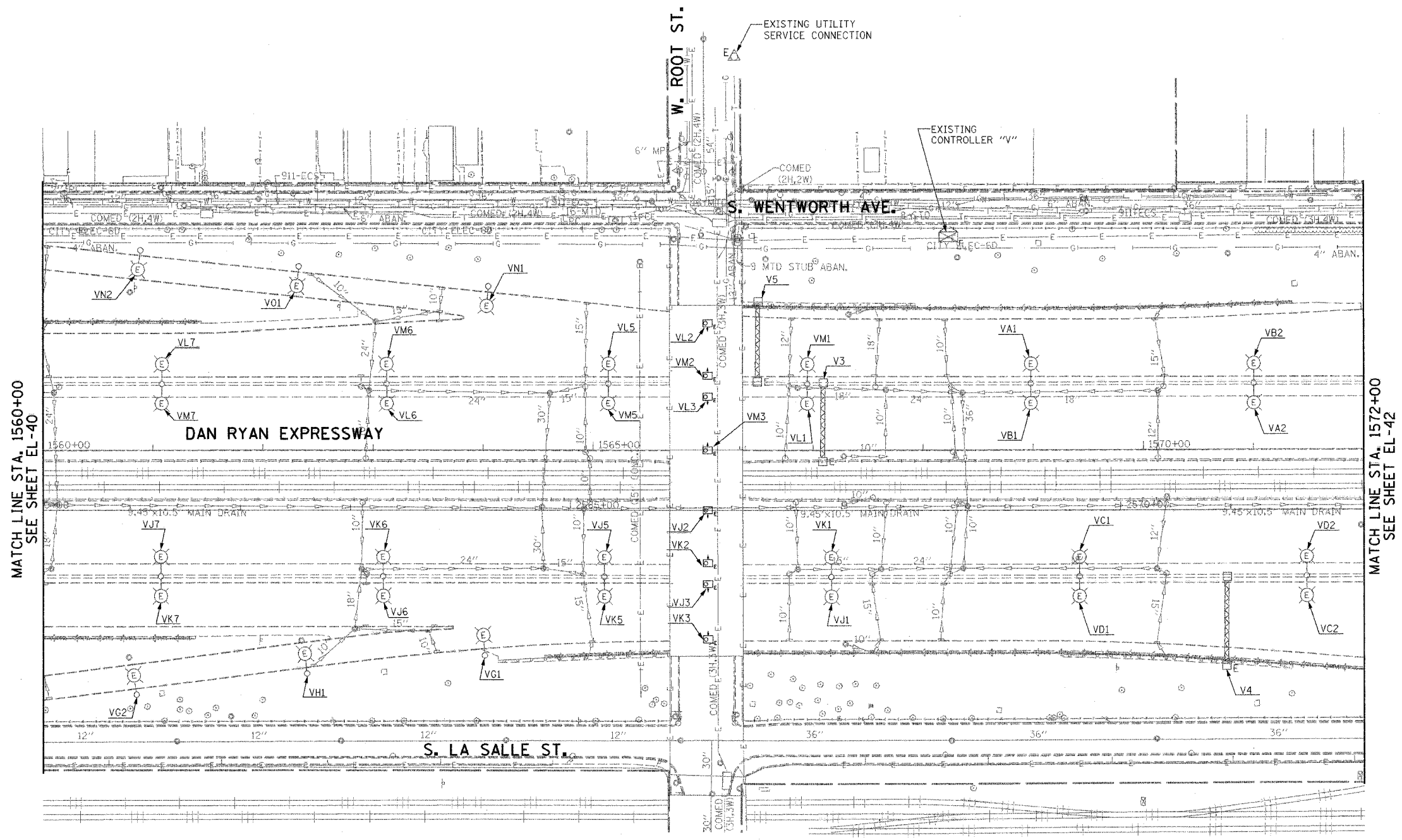
DRAWN BY: BL
 CHECKED BY: SM

08/15/2004 08:58:29 AM

F.A.I. RTE. NO.	SECTION	COUNTY	TOTAL SHEETS	SHEET NO.
94/90	2003-03II	COOK	976	113
STA. 1560+00		TO STA. 1572+00		
FED. ROAD DIST. NO.		ILLINOIS FED. AID PROJECT		
62583				



NOTES:
1. SEE SHEET ME-01 FOR ELECTRICAL SYMBOLS, ABBREVIATIONS, AND NOTES.

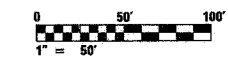


MATCH LINE STA. 1560+00
SEE SHEET EL-40

MATCH LINE STA. 1572+00
SEE SHEET EL-42

EL-41

K&E KAM ENGINEERING, INC.
CONSULTING ENGINEERS
707A Davis Road, Suite 205
Elgin, Illinois 60123-1569



REVISIONS	
NAME	DATE

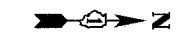
ILLINOIS DEPARTMENT OF TRANSPORTATION
F.A.I. 94/90 (DAN RYAN EXPRESSWAY)
31st STREET TO I-57

ROADWAY LIGHTING PLANS
EXISTING CONDITIONS AND DEMOLITION

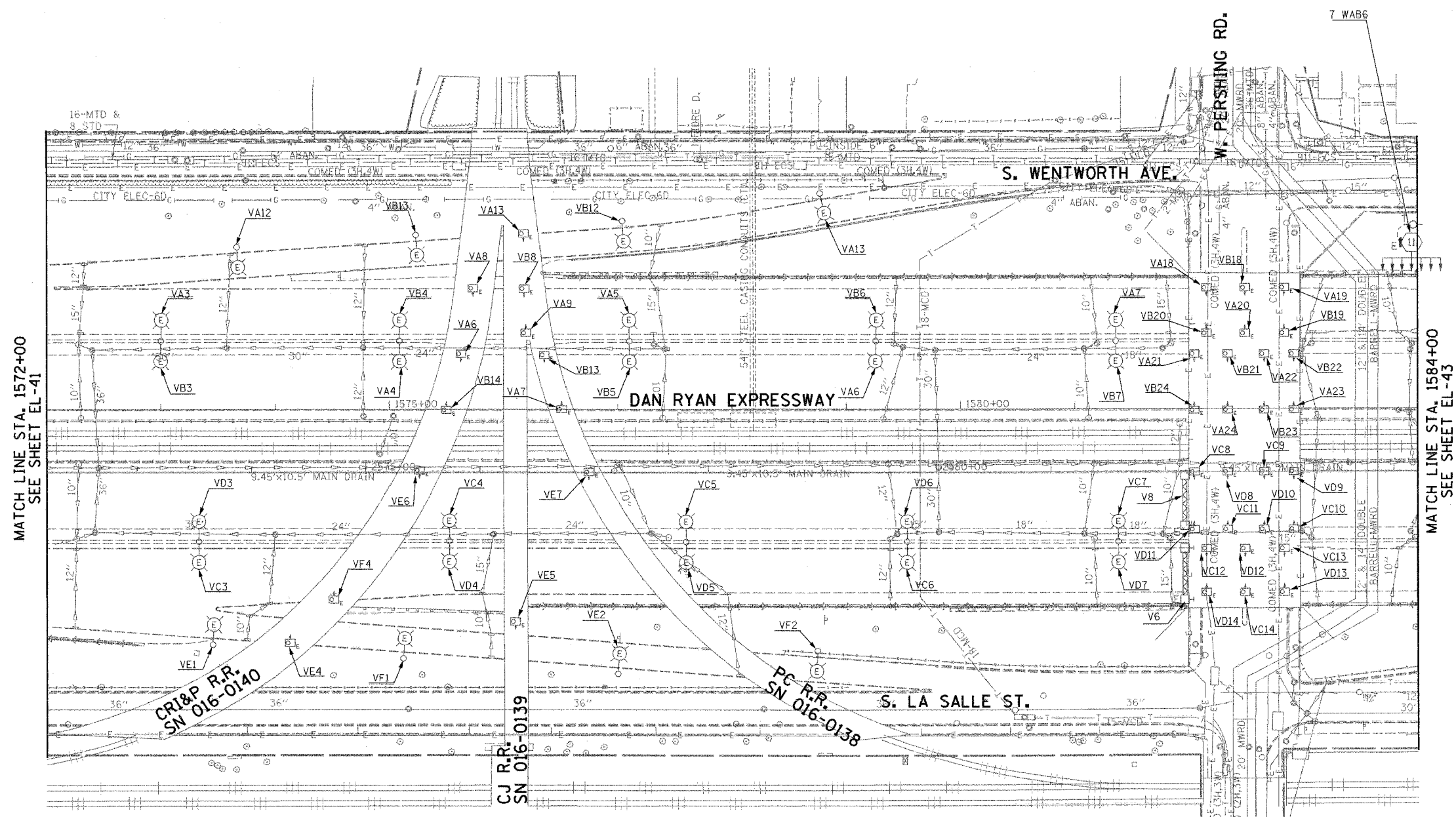
SCALE: 1"=50' DRAWN BY: BL
DATE: OCTOBER 29, 2004 CHECKED BY: SM

G:\proj\94\90\31st\Lighting\EL41.dwg 10/15/2004 09:02:42 AM

F.A.I. RTE.	SECTION	COUNTY	TOTAL SHEETS	SHEET NO.
94/90	2003-0311	COOK	976	114
STA. 1572+00		TO STA. 1584+00		
FED. ROAD DIST. NO.	ILLINOIS		FED. AID PROJECT	
62583				



NOTES:
1. SEE DRAWINGS ME-01 AND ME-02 FOR ELECTRICAL SYMBOLS, AND ABBREVIATIONS.




MATCH LINE STA. 1572+00
SEE SHEET EL-41

MATCH LINE STA. 1584+00
SEE SHEET EL-43

EL-42

K&E KAM ENGINEERING, INC.
CONSULTING ENGINEERS
707A Davis Road, Suite 205
Elgin, Illinois 60123-1369



REVISIONS	
NAME	DATE

ILLINOIS DEPARTMENT OF TRANSPORTATION
F.A.I. 94/90 (DAN RYAN EXPRESSWAY)
31st STREET TO I-57

ROADWAY LIGHTING PLANS
EXISTING CONDITIONS AND DEMOLITION

SCALE: 1"=50'
DATE: OCTOBER 29, 2004

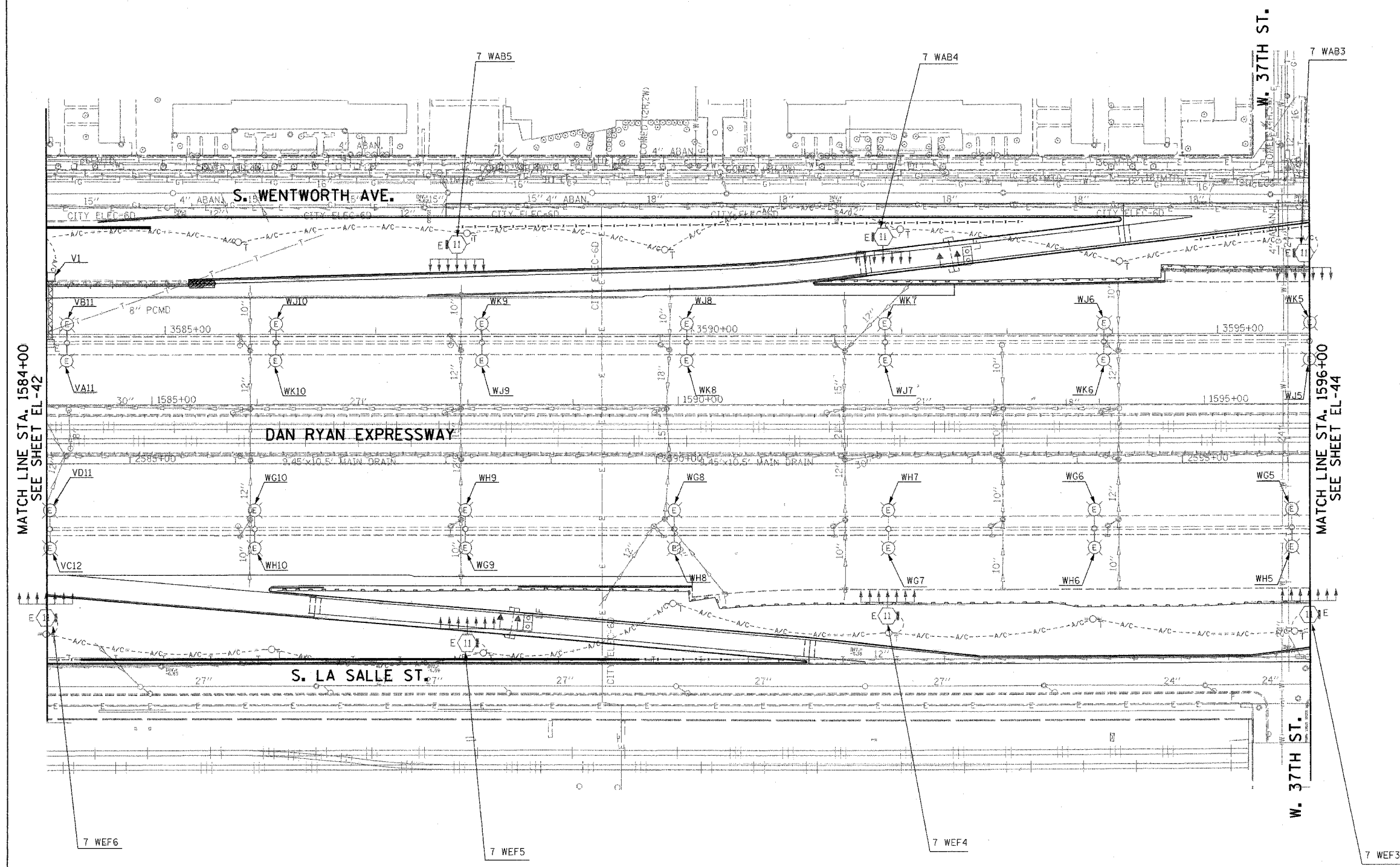
DRAWN BY: BL
CHECKED BY: SM

09/13/2004 10:15:20 AM

F.A.I. RTE.	SECTION	COUNTY	TOTAL SHEETS	SHEET NO.
94/90	2003-0311	COOK	976	115
STA. 1584+00		TO STA. 1596+00		
FED. ROAD DIST. NO.	ILLINOIS FED. AID PROJECT			
62583				




NOTES:
 1. SEE DRAWINGS ME-01 AND ME-02 FOR ELECTRICAL SYMBOLS, AND ABBREVIATIONS.



MATCH LINE STA. 1584+00
SEE SHEET EL-42

MATCH LINE STA. 1596+00
SEE SHEET EL-44

KAM ENGINEERING, INC.
 CONSULTING ENGINEERS
 707A Davis Road, Suite 205
 Elgin, Illinois 60123-1369



REVISIONS	
NAME	DATE

ILLINOIS DEPARTMENT OF TRANSPORTATION
 F.A.I. 94/90 (DAN RYAN EXPRESSWAY)
 31st STREET TO I-57
ROADWAY LIGHTING PLANS
 EXISTING CONDITIONS AND DEMOLITION

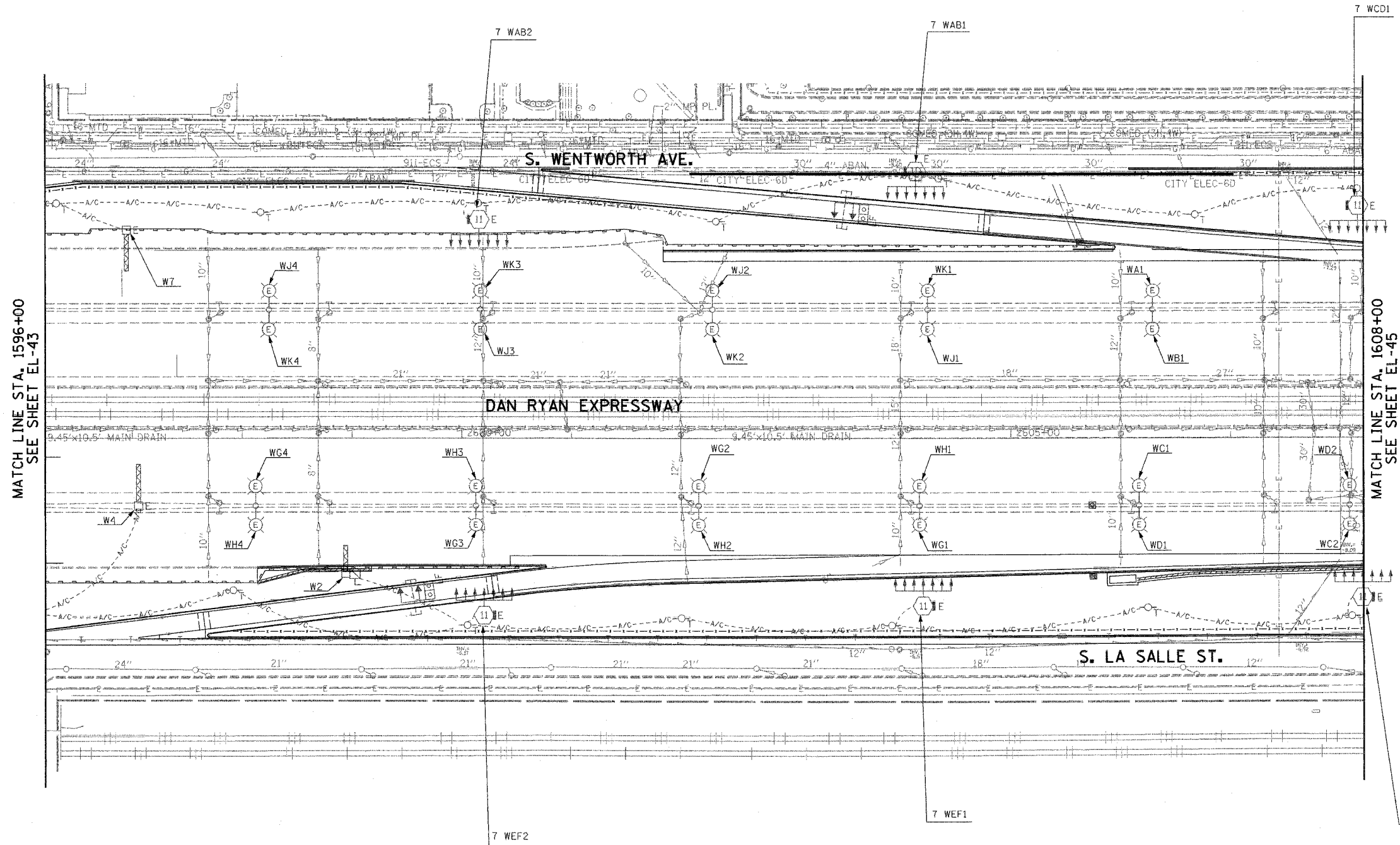
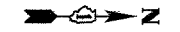
SCALE: 1"=50'
 DATE: OCTOBER 29, 2004
 DRAWN BY: BL
 CHECKED BY: SM

EL-43

09/05/2004 09:06:34 AM

F.A.I. RTE.	SECTION	COUNTY	TOTAL SHEETS	SHEET NO.
94/90	2003-0311	COOK	976	116
STA. 1596+00		TO STA. 1608+00		
FED. ROAD DIST. NO.	ILLINOIS FED. AID PROJECT			

62583




MATCH LINE STA. 1596+00
SEE SHEET EL-43

MATCH LINE STA. 1608+00
SEE SHEET EL-45

NOTES:
1. SEE DRAWINGS ME-01 AND ME-02 FOR ELECTRICAL SYMBOLS, AND ABBREVIATIONS.

EL-44

K&J KAM ENGINEERING, INC.
CONSULTING ENGINEERS
707A Davis Road, Suite 205
Elgin, Illinois 60123-1369



REVISIONS	
NAME	DATE

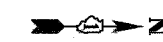
ILLINOIS DEPARTMENT OF TRANSPORTATION
F.A.I. 94/90 (DAN RYAN EXPRESSWAY)
31st STREET TO I-57

**ROADWAY LIGHTING PLANS
EXISTING CONDITIONS AND DEMOLITION**

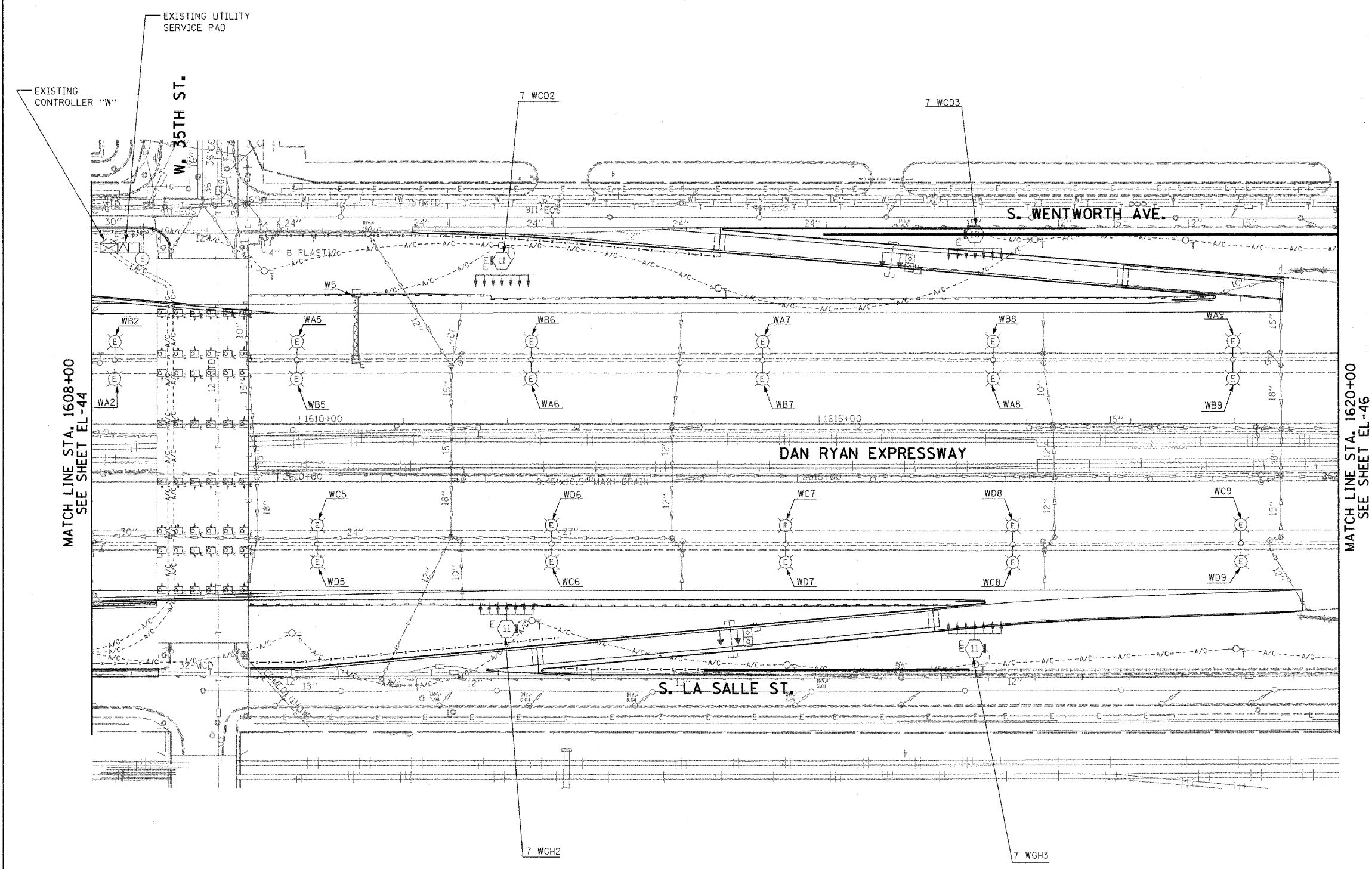
SCALE: 1"=50'
DATE: OCTOBER 29, 2004
DRAWN BY: BL
CHECKED BY: SM

09/22/2004 10/15/2004

F.A.I. RTE.	SECTION	COUNTY	TOTAL SHEETS	SHEET NO.
94/90	2003-0311	COOK	976	117
STA. 1608+00		TO STA. 1620+00		
FED. ROAD DIST. NO.	ILLINOIS	FED. AID PROJECT		
62583				



NOTES:
 1. SEE DRAWINGS ME-01 AND ME-02 FOR ELECTRICAL SYMBOLS, AND ABBREVIATIONS.

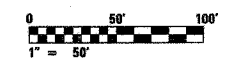


MATCH LINE STA. 1608+00
SEE SHEET EL-44

MATCH LINE STA. 1620+00
SEE SHEET EL-46

EL-45

K&E KAM ENGINEERING, INC.
 CONSULTING ENGINEERS
 7074 Davis Road, Suite 205
 Elgin, Illinois 60123-1369



REVISIONS	
NAME	DATE

ILLINOIS DEPARTMENT OF TRANSPORTATION
 F.A.I. 94/90 (DAN RYAN EXPRESSWAY)
 31st STREET TO I-57

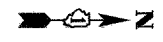
ROADWAY LIGHTING PLANS
 EXISTING CONDITIONS AND DEMOLITION

SCALE: 1"=50'
 DATE: OCTOBER 29, 2004

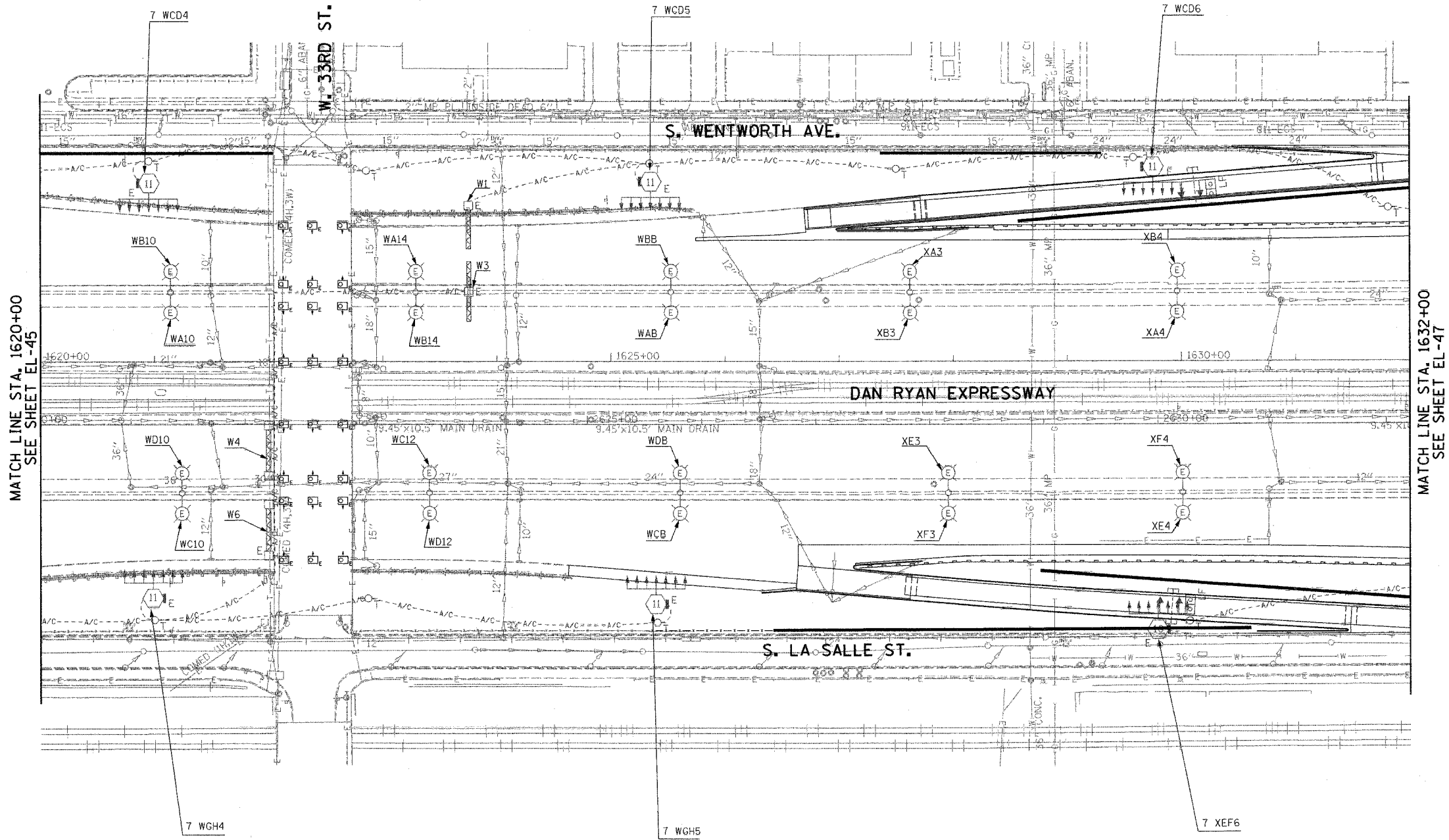
DRAWN BY: BL
 CHECKED BY: SM

09/26/2004 09:36:56 AM

F.A.I. RTE.	SECTION	COUNTY	TOTAL SHEETS	SHEET NO.
94/90	2003-0311	COOK	976	118
STA. 1620+00		TO STA. 1632+00		
FED. ROAD DIST. NO.	ILLINOIS	FED. AID PROJECT		
62583				



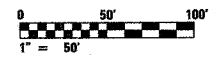
NOTES:
 1. SEE DRAWINGS ME-01 AND ME-02 FOR ELECTRICAL SYMBOLS, AND ABBREVIATIONS.



MATCH LINE STA. 1620+00
SEE SHEET EL-45

MATCH LINE STA. 1632+00
SEE SHEET EL-47

KAM ENGINEERING, INC.
 CONSULTING ENGINEERS
 707A Davis Road, Suite 205
 Elgin, Illinois 60123-1369



REVISIONS	
NAME	DATE

ILLINOIS DEPARTMENT OF TRANSPORTATION
 F.A.I. 94/90 (DAN RYAN EXPRESSWAY)
 31st STREET TO I-57

ROADWAY LIGHTING PLANS
EXISTING CONDITIONS AND DEMOLITION

SCALE: 1"=50'
 DATE: OCTOBER 29, 2004

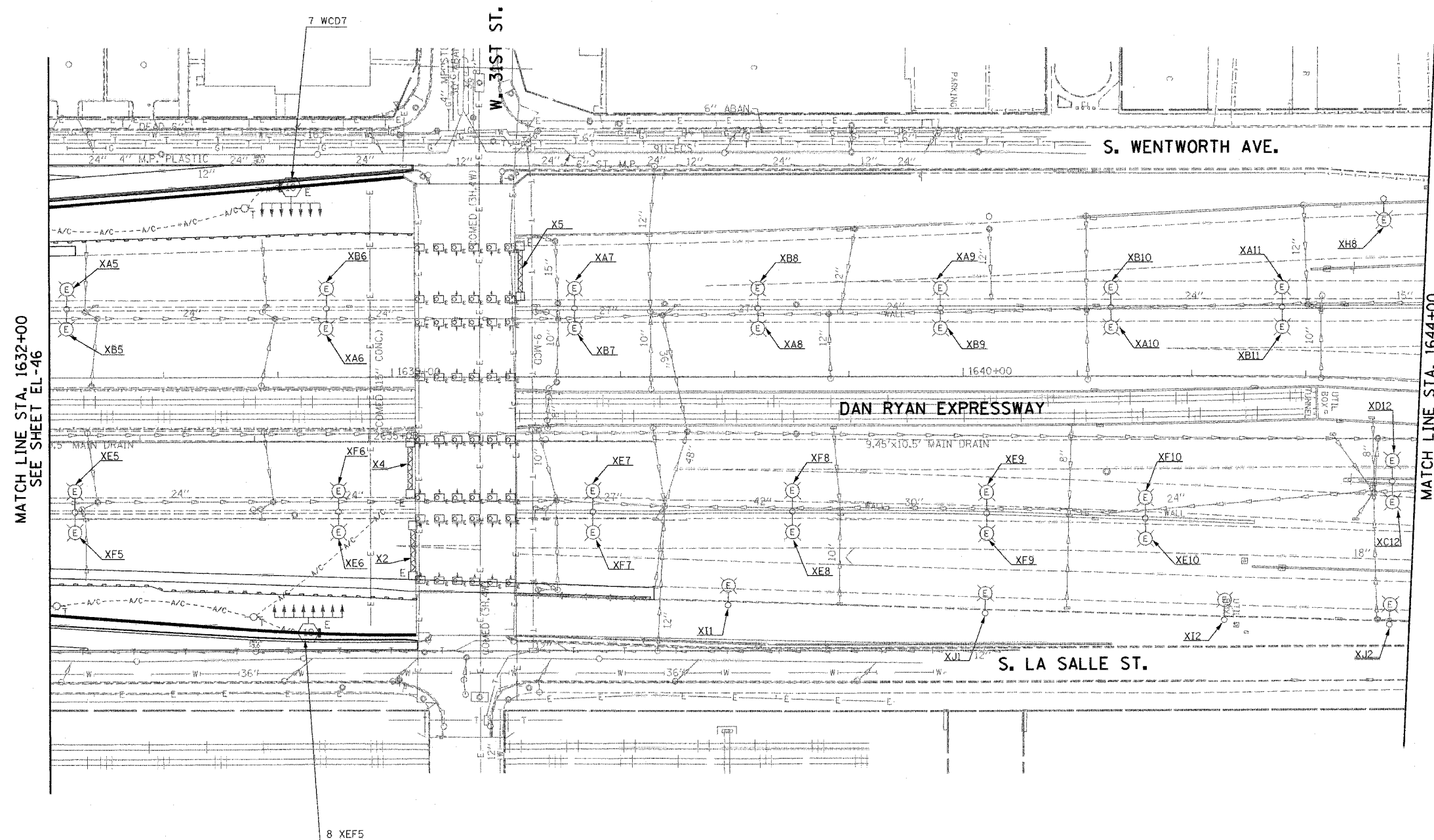
DRAWN BY: BL
 CHECKED BY: SM

EL-46

10/15/2004 09:34:09 AM

F.A.I. RTE.	SECTION	COUNTY	TOTAL SHEETS	SHEET NO.
94/90	2003-0311	COOK	976	119
STA. 1632+00		TO STA. 1644+00		
FED. ROAD DIST. NO.	ILLINOIS	FED. AID PROJECT		

62583



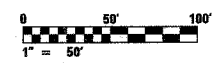
MATCH LINE STA. 1632+00
SEE SHEET EL-46

MATCH LINE STA. 1644+00
SEE SHEET EL-48

NOTES:
1. SEE DRAWINGS ME-01 AND ME-02 FOR ELECTRICAL SYMBOLS, AND ABBREVIATIONS.

EL-47

K&E KAM ENGINEERING, INC.
CONSULTING ENGINEERS
707A Davis Road, Suite 205
Elgin, Illinois 60123-1369



REVISIONS	
NAME	DATE

ILLINOIS DEPARTMENT OF TRANSPORTATION
F.A.I. 94/90 (DAN RYAN EXPRESSWAY)
31st STREET TO I-57

**ROADWAY LIGHTING PLANS
EXISTING CONDITIONS AND DEMOLITION**

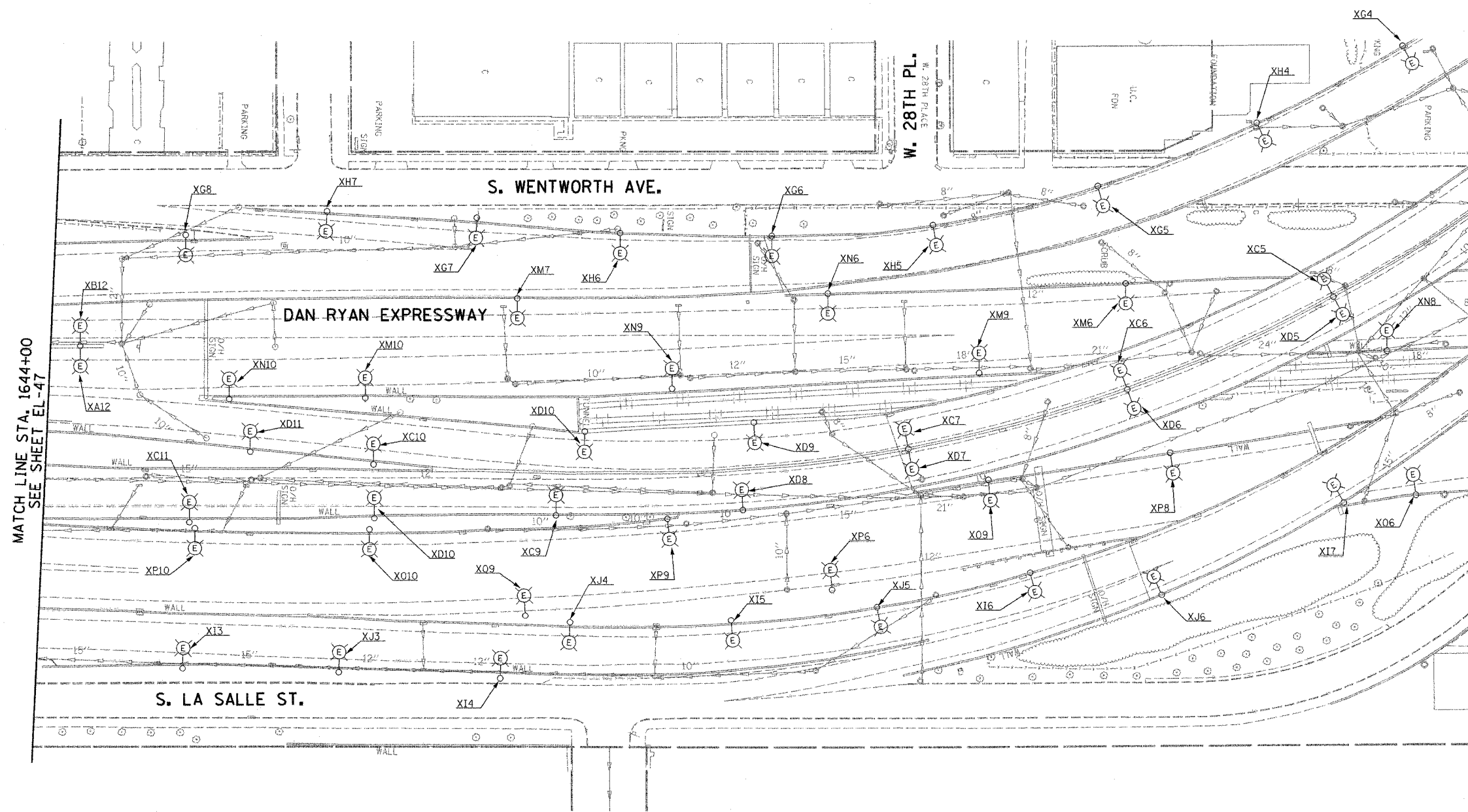
SCALE: 1"=50' DRAWN BY: BL
DATE: OCTOBER 29, 2004 CHECKED BY: SM

09.30.02 AM 10/15/2004

F.A.I. RTE.	SECTION	COUNTY	TOTAL SHEETS	SHEET NO.
94/90	2003-0311	COOK	976	120
STA. 1644+00		TO STA.		
FED. ROAD DIST. NO.	ILLINOIS	FED. AID PROJECT		
62583				



- NOTES:
1. SEE DRAWINGS ME-01 AND ME-02 FOR ELECTRICAL SYMBOLS, AND ABBREVIATIONS.




MATCH LINE STA. 1644+00
SEE SHEET EL-47

EL-48



KAM ENGINEERING, INC.
CONSULTING ENGINEERS
707A Davis Road, Suite 205
Elgin, Illinois 60123-1369



REVISIONS	
NAME	DATE

ILLINOIS DEPARTMENT OF TRANSPORTATION
F.A.I. 94/90 (DAN RYAN EXPRESSWAY)
31st STREET TO I-57

ROADWAY LIGHTING PLANS
EXISTING CONDITIONS AND DEMOLITION

SCALE: 1"=50'
DATE: OCTOBER 29, 2004
DRAWN BY: BL
CHECKED BY: SM

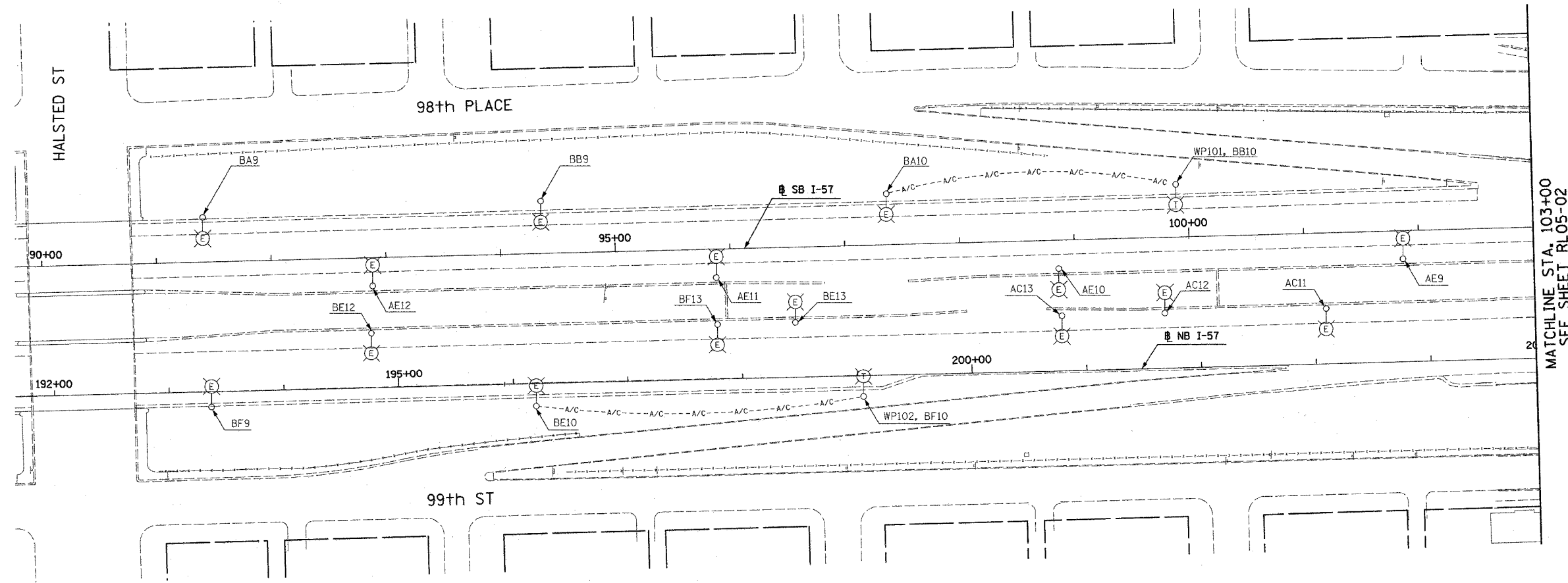
09/29/2004 09:59:30 AM

F.A.I. RTE.	SECTION	COUNTY	TOTAL SHEETS	SHEET NO.
90/94	2003-03II	COOK	976	127
STA. 90+00		TO STA. 103+00		
FED. ROAD DIST. NO.	ILLINOIS	FED. AID PROJECT		

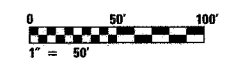
62583



- NOTES:
- SEE DRAWINGS ME-01 AND ME-02 FOR ELECTRICAL SYMBOLS AND ABBREVIATIONS.



NO ELECTRICAL WORK THIS SHEET
FOR REFERENCE ONLY



RL05-01

REVISIONS	
NAME	DATE

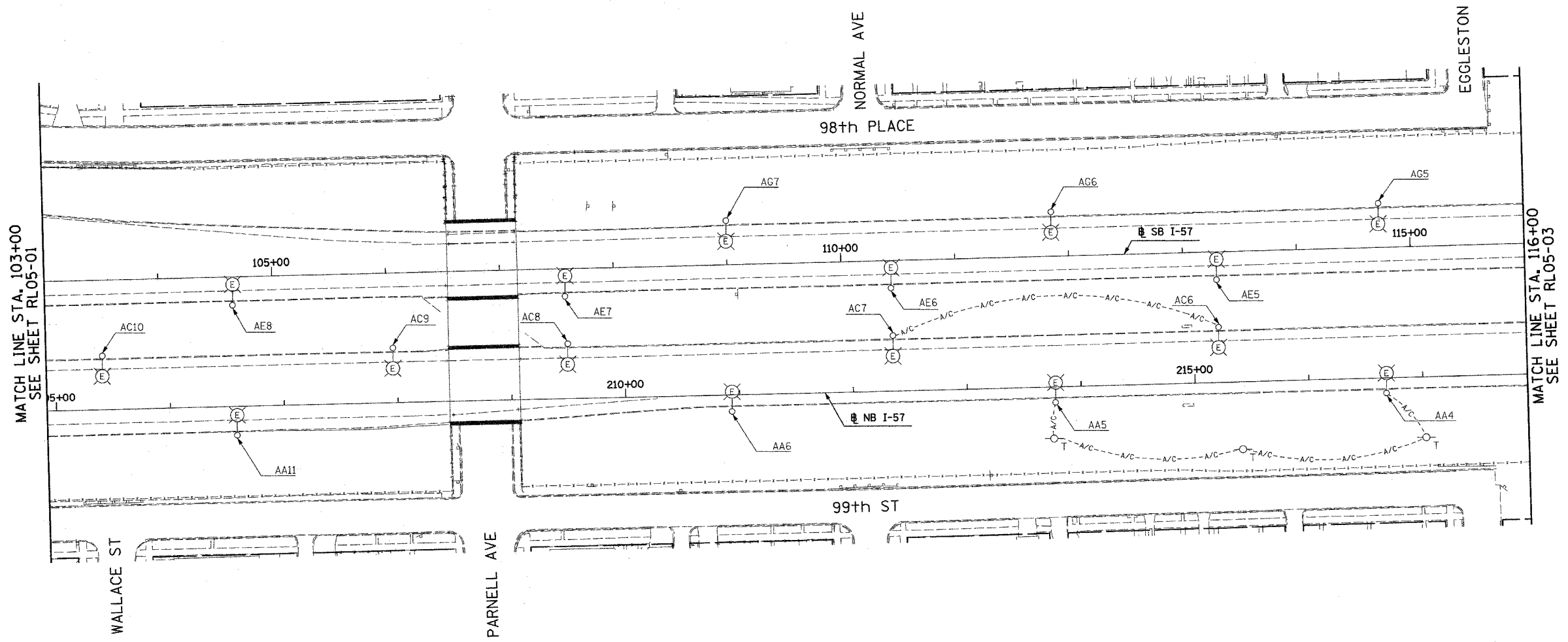
ILLINOIS DEPARTMENT OF TRANSPORTATION
F.A.I. 90/94 (DAN RYAN EXPRESSWAY)
31st STREET TO I-57
ROADWAY LIGHTING PLANS
PROPOSED IMPROVEMENTS 2005
SCALE: 1"=50'
DATE: OCTOBER 29, 2004
DRAWN BY: VRK
CHECKED BY: TM

SINGH
SINGH & ASSOCIATES, INC.
CONSULTING ENGINEERS
300 W. ADAMS ST.
CHICAGO, IL 60606
TEL: (312) 629-0240
FAX: (312) 629-8449

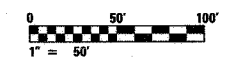
10/14/2004 9:41:23 AM

F.A.I. SECTION	COUNTY	TOTAL SHEETS	SHEET NO.
90/94 2003-0311	COOK	976	122
STA. 103+00 TO STA. 116+00			
FED. ROAD DIST. NO.	ILLINOIS FED. AID PROJECT	62583	

NOTES:
 1. SEE DRAWINGS ME-01 AND ME-02 FOR ELECTRICAL SYMBOLS AND ABBREVIATIONS.



NO ELECTRICAL WORK THIS SHEET
 FOR REFERENCE ONLY



RL05-02

REVISIONS	
NAME	DATE

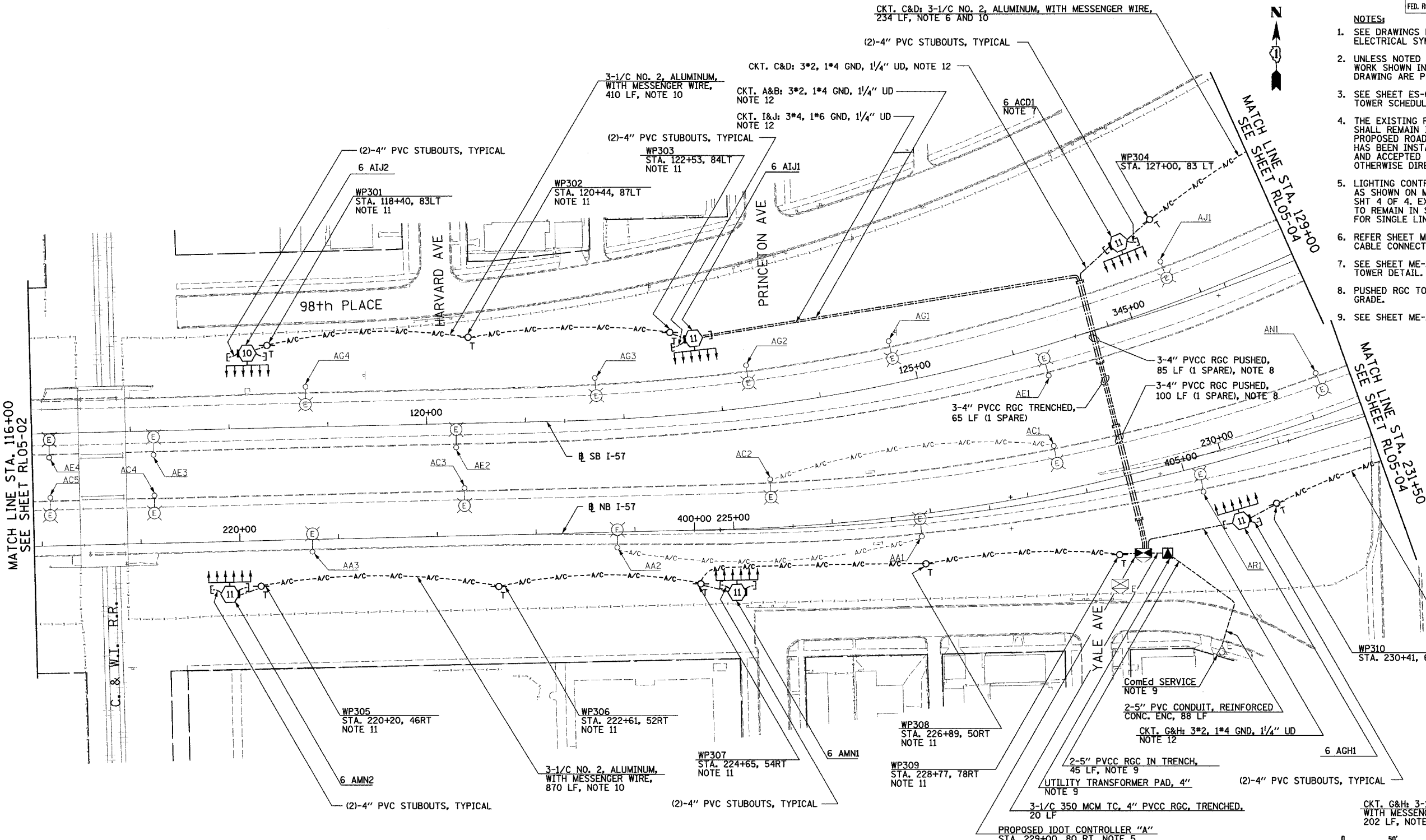
ILLINOIS DEPARTMENT OF TRANSPORTATION
 F.A.I. 90/94 (DAN RYAN EXPRESSWAY)
 31st STREET TO I-57
 ROADWAY LIGHTING PLANS
 PROPOSED IMPROVEMENTS 2005
 SCALE: 1"=50'
 DATE: OCTOBER 29, 2004
 DRAWN BY: VRK
 CHECKED BY: TM

SINGH
 SINGH & ASSOCIATES, INC.
 CONSULTING ENGINEERS
 300 W. ADAMS ST.
 CHICAGO, IL 60606
 TEL: (312) 629-0240
 FAX: (312) 629-8449

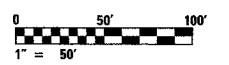
10/14/2004 9:41:29 AM

F.A.I. RTE.	SECTION	COUNTY	TOTAL SHEETS	SHEET NO.
90/94	2003-0311	COOK	976	123
STA. 116+00	TO STA. 129+00			
FED. ROAD DIST. NO.	ILLINOIS	FED. AID PROJECT	62583	

- NOTES:**
- SEE DRAWINGS ME-01 AND ME-02 FOR ELECTRICAL SYMBOLS AND ABBREVIATIONS.
 - UNLESS NOTED OTHERWISE, ALL ITEMS AND WORK SHOWN IN HEAVY LINE WEIGHT ON THIS DRAWING ARE PROPOSED NEW ITEMS OF WORK.
 - SEE SHEET ES-01 FOR HIGH MAST LIGHT TOWER SCHEDULE.
 - THE EXISTING ROADWAY LIGHTING SYSTEM SHALL REMAIN IN OPERATION UNTIL THE PROPOSED ROADWAY LIGHTING SYSTEM HAS BEEN INSTALLED, ENERGIZED, TESTED, AND ACCEPTED BY THE ENGINEER, UNLESS OTHERWISE DIRECTED BY THE ENGINEER.
 - LIGHTING CONTROLLER SHALL BE INSTALLED AS SHOWN ON ME-18, ME-19, ME-20, AND BE-205 SHT. 4 OF 4. EXISTING LIGHTING CONTROLLER TO REMAIN IN SERVICE. REFER SHEET SLO5-01 FOR SINGLE LINE DIAGRAM.
 - REFER SHEET ME-16 FOR TEMPORARY AERIAL CABLE CONNECTION.
 - SEE SHEET ME-25 FOR TEMPORARY WIRING TO TOWER SCHEDULE.
 - PUSHED RGC TO BE MINIMUM 66" BELOW FINAL GRADE.
 - SEE SHEET ME-15A FOR ComEd SERVICE DETAILS.



- NOTES CONTINUED:**
- AERIAL CABLE AND TEMPORARY WOOD POLES SHALL BE REMOVED AFTER HIGH MAST LIGHT TOWERS ARE PERMANENTLY WIRED AND ACCEPTED BY THE ENGINEER.
 - TEMPORARY WOOD POLES SHALL BE INSERTED IN GROUND TO ACCOMMODATE PROPOSED GRADING.
 - TRENCH UNIT DUCT A MINIMUM OF 5 FT BELOW EXISTING GRADE TO PERMIT FINAL GRADING WITHOUT DAMAGE TO UNIT DUCT OR AS DIRECTED BY THE ENGINEER.



REVISIONS	
NAME	DATE

ILLINOIS DEPARTMENT OF TRANSPORTATION
 F.A.I. 90/94 (DAN RYAN EXPRESSWAY)
 31st STREET TO I-57
 ROADWAY LIGHTING PLANS
 PROPOSED IMPROVEMENTS 2005

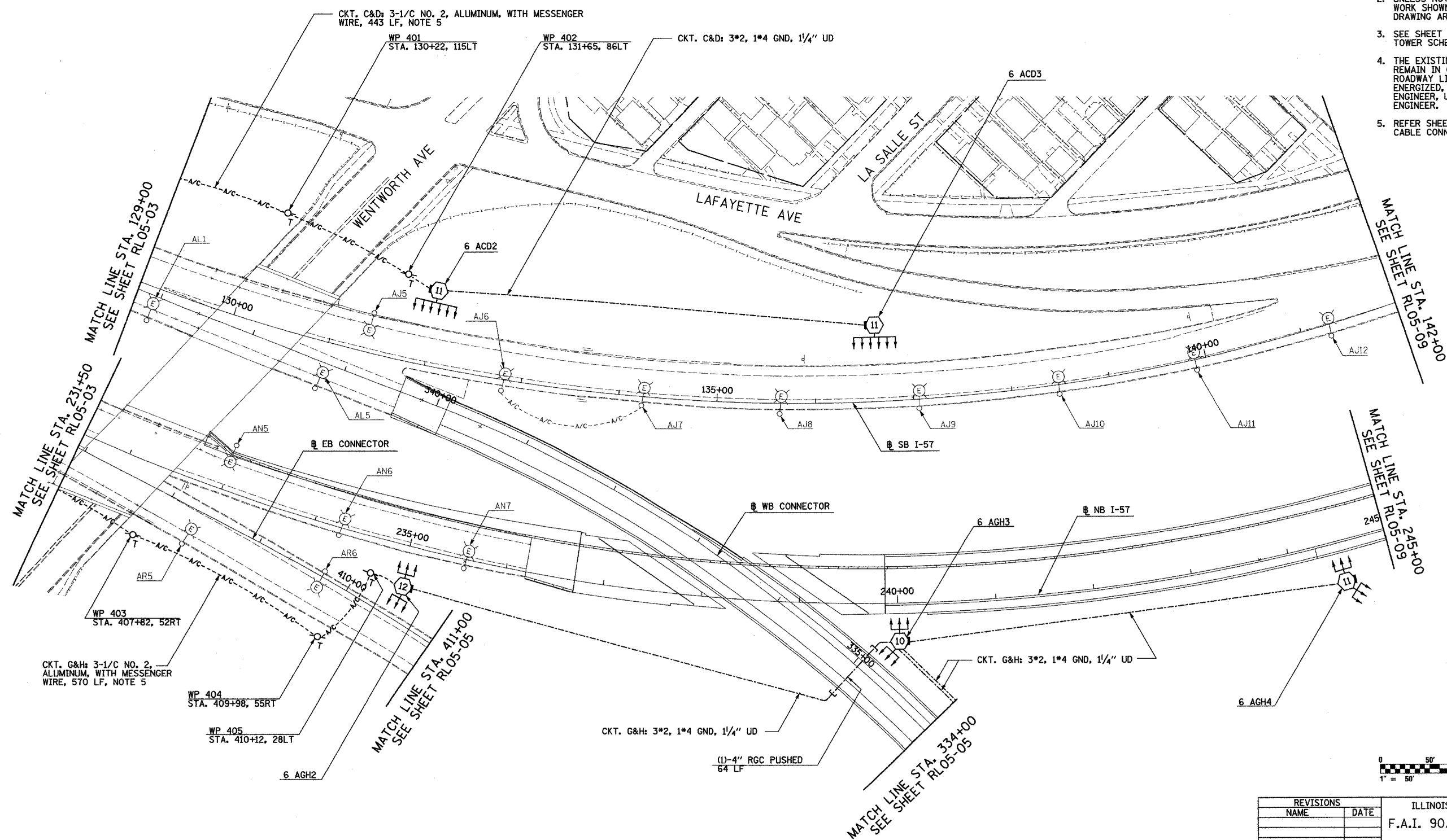
SCALE: 1"=50'
 DATE: OCTOBER 29, 2004
 DRAWN BY: VRK
 CHECKED BY: TM

SINGH
 SINGH & ASSOCIATES, INC.
 CONSULTING ENGINEERS
 300 W. ADAMS ST.
 CHICAGO, IL 60606
 TEL: (312) 629-0240
 FAX: (312) 629-8449

11/22/2004 6:47:45 PM

F.A.I. RTE.	SECTION	COUNTY	TOTAL SHEETS	SHEET NO.
90/94	2003-0311	COOK	976	124
STA. 129+00		TO STA. 142+00		
FED. ROAD DIST. NO.	ILLINOIS	FED. AID PROJECT		62583

- NOTES:
- SEE DRAWINGS ME-01 AND ME-02 FOR ELECTRICAL SYMBOLS AND ABBREVIATIONS.
 - UNLESS NOTED OTHERWISE, ALL ITEMS AND WORK SHOWN IN HEAVY LINE WEIGHT ON THIS DRAWING ARE PROPOSED NEW ITEMS OF WORK.
 - SEE SHEET ES-01 FOR HIGH MAST LIGHT TOWER SCHEDULE.
 - THE EXISTING ROADWAY LIGHTING SYSTEM SHALL REMAIN IN OPERATION UNTIL THE PROPOSED ROADWAY LIGHTING SYSTEM HAS BEEN INSTALLED, ENERGIZED, TESTED, AND ACCEPTED BY THE ENGINEER, UNLESS OTHERWISE DIRECTED BY THE ENGINEER.
 - REFER SHEET ME-16 FOR TEMPORARY AERIAL CABLE CONNECTION.



SINGH
 300 N. ADAMS ST.
 CHICAGO, IL 60606
 SINGH & ASSOCIATES, INC. TEL: (312) 629-0240
 CONSULTING ENGINEERS FAX: (312) 629-8449

REVISIONS	
NAME	DATE

ILLINOIS DEPARTMENT OF TRANSPORTATION
 F.A.I. 90/94 (DAN RYAN EXPRESSWAY)
 31st STREET TO I-57
 ROADWAY LIGHTING PLANS
 PROPOSED IMPROVEMENTS 2005
 SCALE: 1"=50'
 DATE: OCTOBER 29, 2004
 DRAWN BY: VRK
 CHECKED BY: TM

10/14/2004 1:17:07 PM

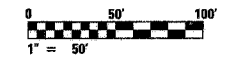
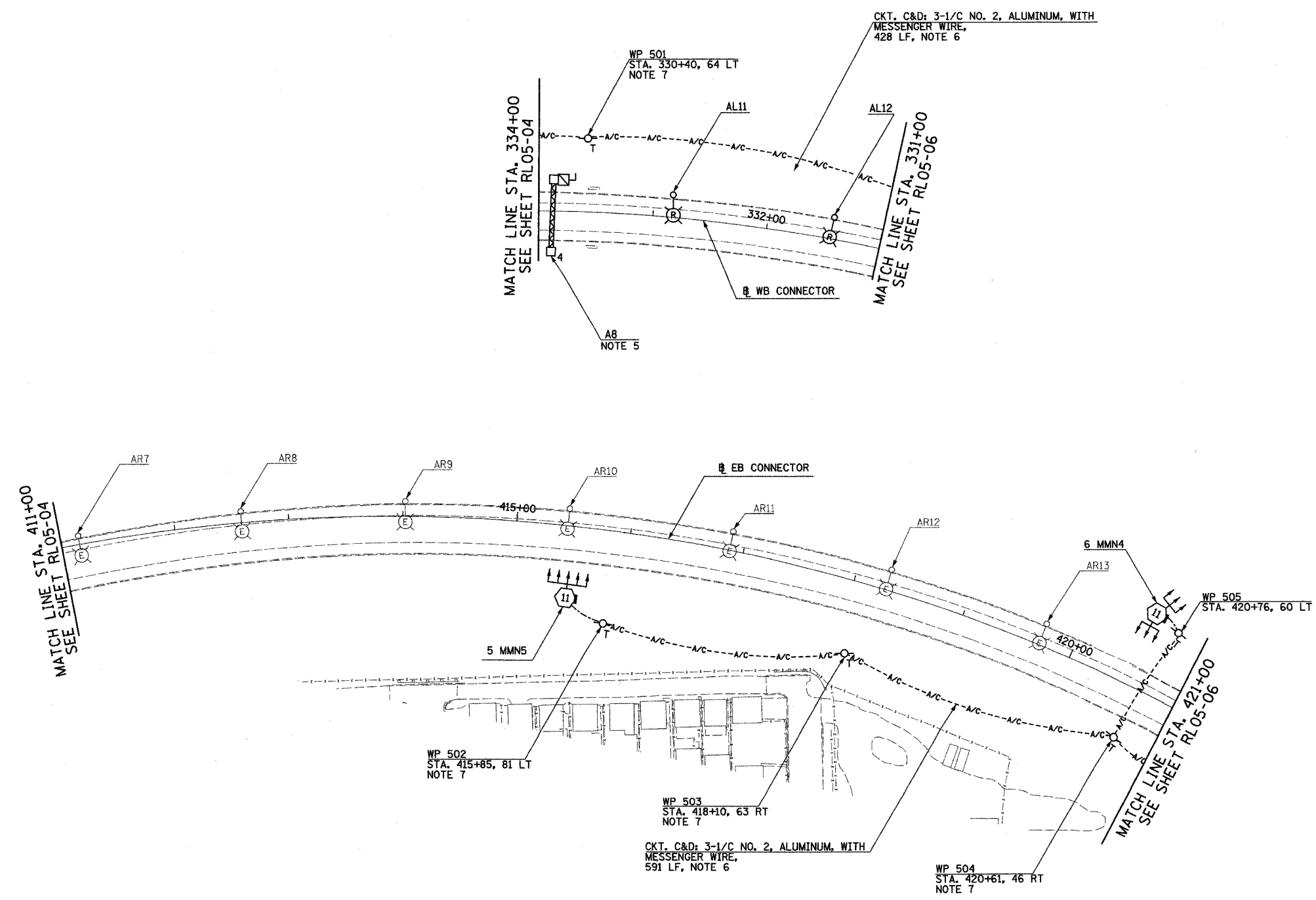
F.A.I. RTE.	SECTION	COUNTY	TOTAL SHEETS	SHEET NO.
90/94	2003-0311	COOK	976	125
STA. 411+00		TO STA. 421+00		
FED. ROAD DIST. NO.	ILLINOIS	FED. AID PROJECT		

62583



NOTES:

- SEE DRAWINGS ME-01 AND ME-02 FOR ELECTRICAL SYMBOLS AND ABBREVIATIONS.
- UNLESS NOTED OTHERWISE, ALL ITEMS AND WORK SHOWN IN HEAVY LINE WEIGHT ON THIS DRAWING ARE PROPOSED NEW ITEMS OF WORK.
- SEE DRAWING ES-01 FOR HIGH MAST LIGHT TOWER SCHEDULE.
- THE EXISTING ROADWAY LIGHTING SYSTEM SHALL REMAIN IN OPERATION UNTIL THE PROPOSED ROADWAY LIGHTING SYSTEM HAS BEEN INSTALLED, ENERGIZED, TESTED, AND ACCEPTED BY THE ENGINEER, UNLESS OTHERWISE DIRECTED BY THE ENGINEER.
- SIGN LUMINAIRES, DISCONNECT SWITCH AND WIRING SHALL BE PROVIDED UNDER THIS CONTRACT. SIGN STRUCTURE SHALL BE INSTALLED UNDER SEPARATE CONTRACT. NOTE: PROPOSED SIGN A8 SHALL BE INSTALLED AND OPERATIONAL BEFORE EXISTING SIGN A1 IS REMOVED.
- AERIAL CABLE AND TEMPORARY WOOD POLES SHALL BE REMOVED AFTER HIGH MAST LIGHT TOWERS ARE PERMANENTLY WIRED AND ACCEPTED BY THE ENGINEER.
- TEMPORARY WOOD POLES SHALL BE INSERTED IN GROUND TO ACCOMMODATE PROPOSED GRADING.
- REFER SHEET ME-25 FOR TEMPORARY WIRING TO TOWER DETAIL.



RL05-05

REVISIONS		ILLINOIS DEPARTMENT OF TRANSPORTATION F.A.I. 90/94 (DAN RYAN EXPRESSWAY) 31st STREET TO I-57 ROADWAY LIGHTING PLANS PROPOSED IMPROVEMENTS 2005
NAME	DATE	

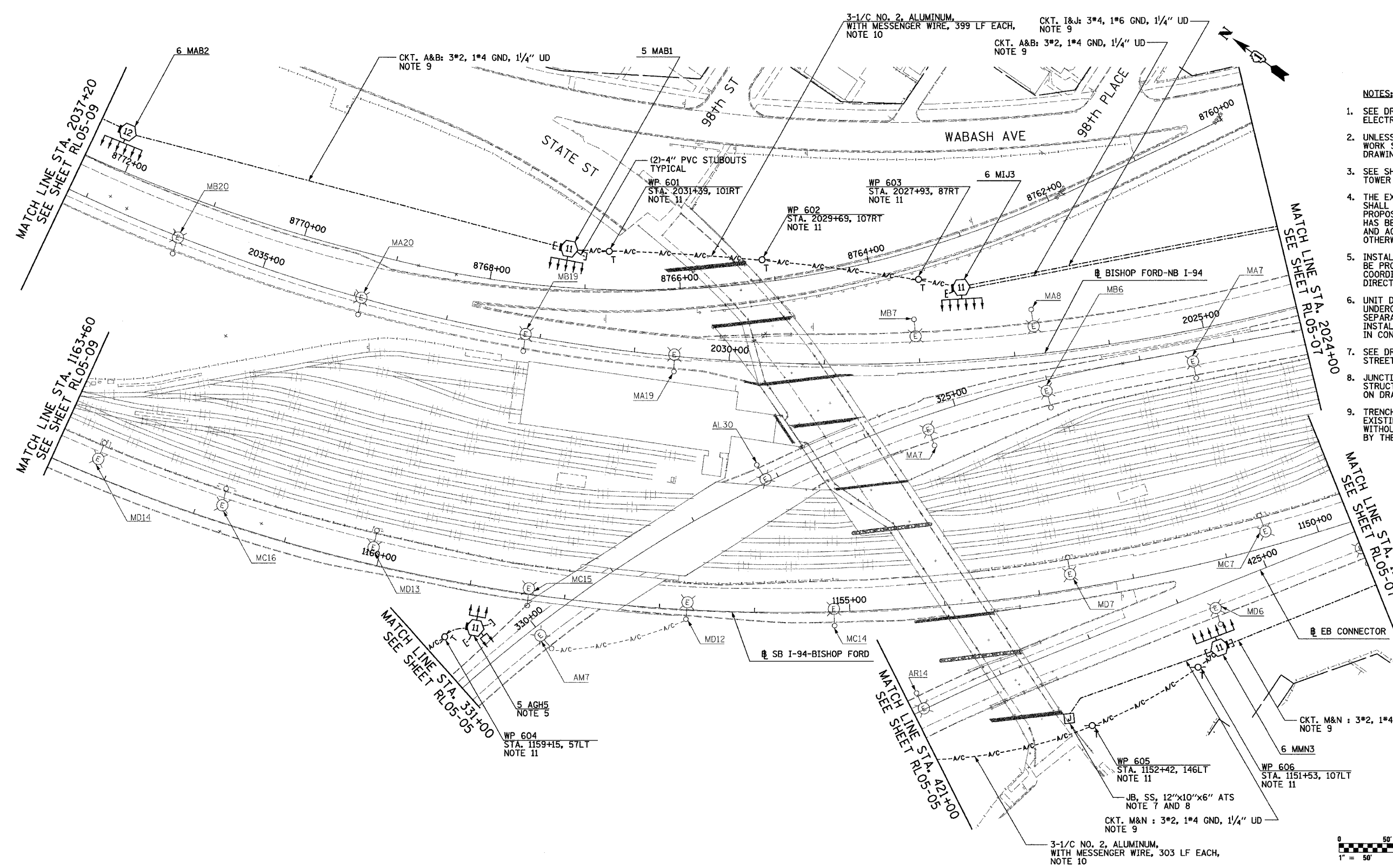
SCALE: 1"=50' DRAWN BY: VRK
DATE: OCTOBER 29, 2004 CHECKED BY: TM

SINGH 300 N. ADAMS ST. CHICAGO, IL 60606
SINGH & ASSOCIATES, INC. TEL: (312) 629-0240
CONSULTING ENGINEERS FAX: (312) 629-8449

10/29/2004 10:29:57 PM

F.A.I. RTE.	SECTION	COUNTY	TOTAL SHEETS	SHEET NO.
90/94	2003-0311	COOK	976	126
STA. 2037+20		TO STA. 2024+00		
FED. ROAD DIST. NO.		ILLINOIS FED. AID PROJECT		

62583



- NOTES:**
- SEE DRAWINGS ME-01 AND ME-02 FOR ELECTRICAL SYMBOLS AND ABBREVIATIONS.
 - UNLESS NOTED OTHERWISE, ALL ITEMS AND WORK SHOWN IN HEAVY LINE WEIGHT ON THIS DRAWING ARE PROPOSED NEW ITEMS OF WORK.
 - SEE SHEET ES-01 FOR HIGH MAST LIGHT TOWER SCHEDULE.
 - THE EXISTING ROADWAY LIGHTING SYSTEM SHALL REMAIN IN OPERATION UNTIL THE PROPOSED ROADWAY LIGHTING SYSTEM HAS BEEN INSTALLED, ENERGIZED, TESTED, AND ACCEPTED BY THE ENGINEER, UNLESS OTHERWISE DIRECTED BY THE ENGINEER.
 - INSTALL LIGHT TOWER ONLY. FOUNDATION SHALL BE PROVIDED UNDER SEPARATE CONTRACT. COORDINATE WITH CIVIL CONTRACTS AND AS DIRECTED BY THE ENGINEER.
 - UNIT DUCT SHALL BE PULLED THROUGH EXISTING UNDERGROUND DUCT BANKS PROVIDED UNDER SEPARATE CONTRACT. UNIT DUCT SHALL BE INSTALLED BETWEEN HIGH MAST LIGHT TOWERS IN CONTINUOUS LENGTHS WITHOUT SPLICES.
 - SEE DRAWING UL-05 AND UL-06 FOR STATE STREET UNDERPASS LIGHTING PLAN.
 - JUNCTION BOXES MOUNTED ON OVERPASS STRUCTURES SHALL BE INSTALLED AS SHOWN ON DRAWING ME-06, UNLESS OTHERWISE NOTED.
 - TRENCH UNIT DUCT A MINIMUM OF 5 FT BELOW EXISTING GRADE TO PERMIT FINAL GRADING WITHOUT DAMAGE TO UNIT DUCT OR AS DIRECTED BY THE ENGINEER.

- NOTES CONTINUED:**
- AERIAL CABLE AND TEMPORARY WOOD POLES SHALL BE REMOVED AFTER HIGH MAST LIGHT TOWERS ARE PERMANENTLY WIRED AND ACCEPTED BY THE ENGINEER.
 - TEMPORARY WOOD POLES SHALL BE INSERTED IN GROUND TO ACCOMMODATE PROPOSED GRADING.

REVISIONS	
NAME	DATE

ILLINOIS DEPARTMENT OF TRANSPORTATION
 F.A.I. 90/94 (DAN RYAN EXPRESSWAY)
 31st STREET TO I-57
 ROADWAY LIGHTING PLANS
 PROPOSED IMPROVEMENTS 2005

SCALE: 1"=50'
 DATE: OCTOBER 29, 2004

DRAWN BY: VRK
 CHECKED BY: TM

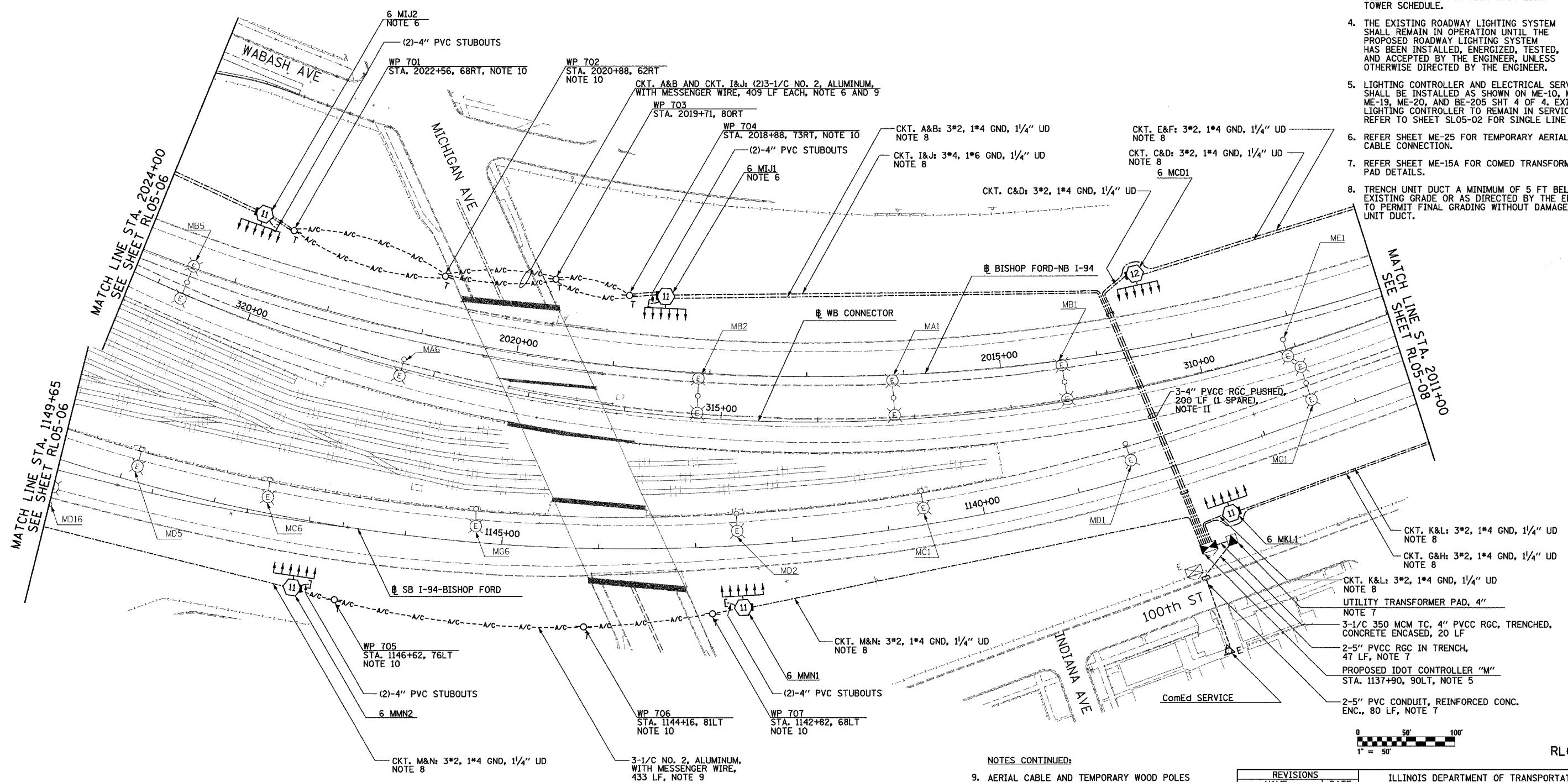
SINGH 300 W. ADAMS ST.
 CHICAGO, IL 60606
 SINGH & ASSOCIATES, INC. TEL: (312) 629-0240
 CONSULTING ENGINEERS FAX: (312) 629-8449

11/22/2004 6:47:58 PM

F.A.I. RTE.	SECTION	COUNTY	TOTAL SHEETS	SHEET NO.
90/94	2003-0311	COOK	976	127
STA. 2024+00		TO STA. 2011+00		
FED. ROAD DIST. NO.	ILLINOIS	FED. AID PROJECT		

NOTES: 62583

- SEE DRAWINGS ME-01 AND ME-02 FOR ELECTRICAL SYMBOLS AND ABBREVIATIONS.
- UNLESS NOTED OTHERWISE, ALL ITEMS AND WORK SHOWN IN HEAVY LINE WEIGHT ON THIS DRAWING ARE PROPOSED NEW ITEMS OF WORK.
- SEE SHEET ES-01 FOR HIGH MAST LIGHT TOWER SCHEDULE.
- THE EXISTING ROADWAY LIGHTING SYSTEM SHALL REMAIN IN OPERATION UNTIL THE PROPOSED ROADWAY LIGHTING SYSTEM HAS BEEN INSTALLED, ENERGIZED, TESTED, AND ACCEPTED BY THE ENGINEER, UNLESS OTHERWISE DIRECTED BY THE ENGINEER.
- LIGHTING CONTROLLER AND ELECTRICAL SERVICE SHALL BE INSTALLED AS SHOWN ON ME-10, ME-18, ME-19, ME-20, AND BE-205 SHT 4 OF 4. EXISTING LIGHTING CONTROLLER TO REMAIN IN SERVICE. REFER TO SHEET SLO5-02 FOR SINGLE LINE DIAGRAM.
- REFER SHEET ME-25 FOR TEMPORARY AERIAL CABLE CONNECTION.
- REFER SHEET ME-15A FOR COMED TRANSFORMER PAD DETAILS.
- TRENCH UNIT DUCT A MINIMUM OF 5 FT BELOW EXISTING GRADE OR AS DIRECTED BY THE ENGINEER TO PERMIT FINAL GRADING WITHOUT DAMAGE TO UNIT DUCT.



RL05-07

NOTES CONTINUED:

- AERIAL CABLE AND TEMPORARY WOOD POLES SHALL BE REMOVED AFTER HIGH MAST LIGHT TOWERS ARE PERMANENTLY WIRED AND ACCEPTED BY THE ENGINEER.
- TEMPORARY WOOD POLES SHALL BE INSERTED IN GROUND TO ACCOMMODATE PROPOSED GRADING.
- TRENCH UNIT DUCT A MINIMUM OF 5 FT BELOW EXISTING GRADE TO PERMIT FINAL GRADING WITHOUT DAMAGE TO UNIT DUCT OR AS DIRECTED BY THE ENGINEER.

REVISIONS	
NAME	DATE

ILLINOIS DEPARTMENT OF TRANSPORTATION
 F.A.I. 90/94 (DAN RYAN EXPRESSWAY)
 31st STREET TO I-57
 ROADWAY LIGHTING PLANS
 PROPOSED IMPROVEMENTS 2005
 SCALE: 1"=50'
 DATE: OCTOBER 29, 2004
 DRAWN BY: VRK
 CHECKED BY: TM

SINGH 300 W. ADAMS ST.
 CHICAGO, IL 60606
 SINGH & ASSOCIATES, INC. TEL: (312) 629-0240
 CONSULTING ENGINEERS FAX: (312) 629-8449

17/22/2004 6:48:07 PM

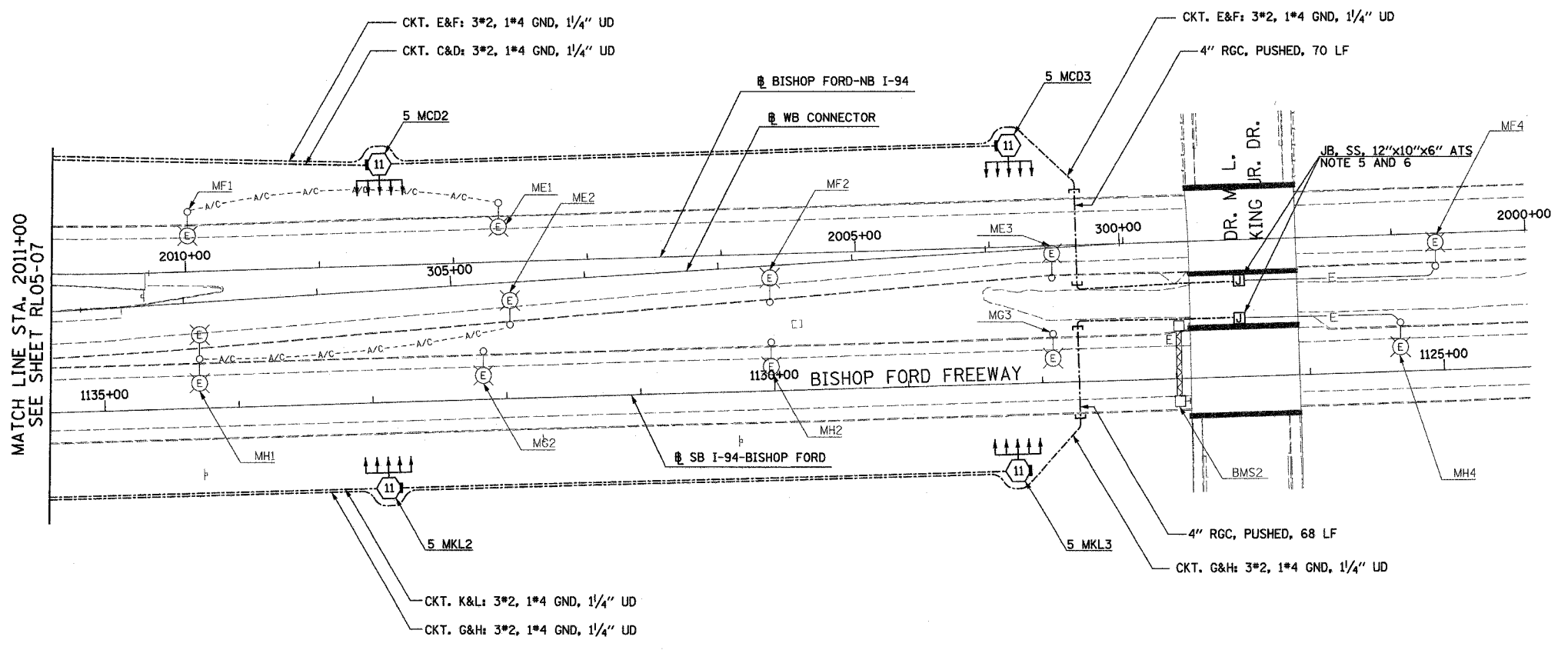
F.A.I. SHEETS	SECTION	COUNTY	TOTAL SHEETS	SHEET NO.
90/94	2003-0311	COOK	976	128
STA. 2011+00		TO STA. 2000+00		
FED. ROAD DIST. NO.	ILLINOIS	FED. AID PROJECT		

62583

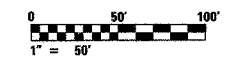


NOTES:

- SEE DRAWINGS ME-01 AND ME-02 FOR ELECTRICAL SYMBOLS AND ABBREVIATIONS.
- UNLESS NOTED OTHERWISE, ALL ITEMS AND WORK SHOWN IN HEAVY LINE WEIGHT ON THIS DRAWING ARE PROPOSED NEW ITEMS AND WORK.
- SEE DRAWING ES-01 FOR HIGH MAST LIGHT TOWER SCHEDULE.
- THE EXISTING ROADWAY LIGHTING SYSTEM SHALL REMAIN IN OPERATION UNTIL THE PROPOSED ROADWAY LIGHTING SYSTEM HAS BEEN INSTALLED, ENERGIZED, TESTED, AND ACCEPTED BY THE ENGINEER, UNLESS OTHERWISE DIRECTED BY THE ENGINEER.
- ALL JUNCTION BOXES MOUNTED ON OVERPASS STRUCTURES SHALL BE INSTALLED AS SHOWN ON DRAWING ME-06, UNLESS OTHERWISE NOTED.
- REPLACE EXISTING JUNCTION BOX WITH PROPOSED AS INDICATED. ROUTE EXISTING AND PROPOSED RIGID CONDUITS TO JUNCTION BOX. CONNECT PROPOSED CIRCUITS TO EXISTING CIRCUITS. REFER SINGLE LINE DIAGRAM SLO5-02. THIS WORK SHALL BE PAID FOR UNDER "JUNCTION BOX, STAINLESS STEEL, ATTACHED TO STRUCTURE, 12"x10"x6"".
- UNDERPASS LIGHTING AT DR. M.L. KING JR. DRIVE IS NOT PART OF THIS CONTRACT.
- UNIT DUCT TRENCH DEPTH SHALL BE ADJUSTED TO PERMIT FINAL GRADING WITHOUT DAMAGE TO UNIT DUCT.



MATCH LINE STA. 2011+00
SEE SHEET RL05-07



RL05-08

REVISIONS	
NAME	DATE

ILLINOIS DEPARTMENT OF TRANSPORTATION
 F.A.I. 90/94 (DAN RYAN EXPRESSWAY)
 31st STREET TO I-57
 ROADWAY LIGHTING PLANS
 PROPOSED IMPROVEMENTS 2005

SCALE: 1"=50'
 DATE: OCTOBER 29, 2004
 DRAWN BY: VRK
 CHECKED BY: TM

SINGH
 SINGH & ASSOCIATES, INC.
 CONSULTING ENGINEERS

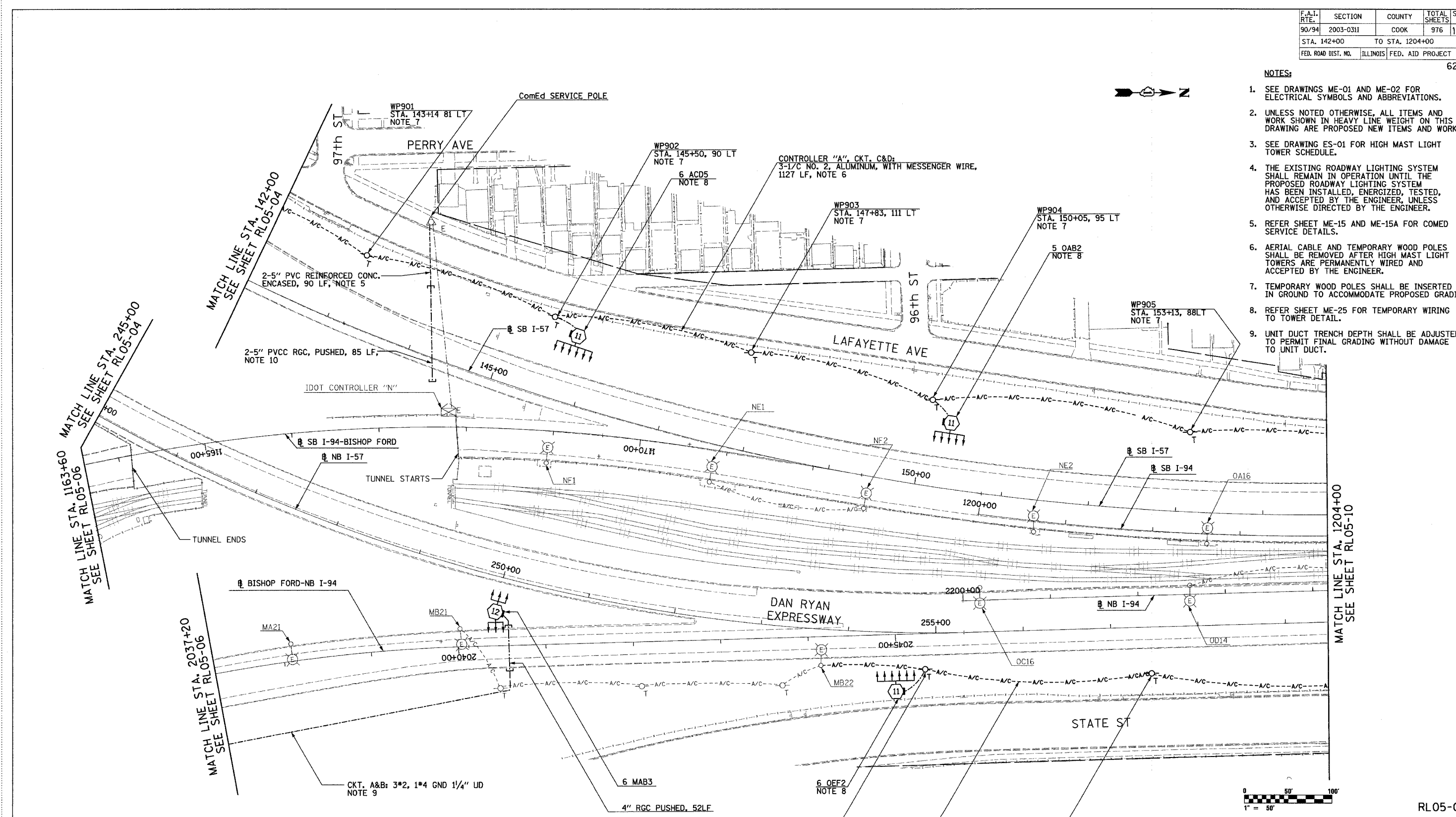
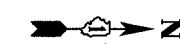
300 W. ADAMS ST.
 CHICAGO, IL 60606
 TEL: (312) 629-0240
 FAX: (312) 629-8449

10/27/2004 4:05:47 PM

F.A.I. RTE.	SECTION	COUNTY	TOTAL SHEETS	SHEET NO.
90/94	2003-0311	COOK	976	129
STA. 142+00		TO STA. 1204+00		
FED. ROAD DIST. NO.	ILLINOIS	FED. AID PROJECT	62583	

NOTES:

1. SEE DRAWINGS ME-01 AND ME-02 FOR ELECTRICAL SYMBOLS AND ABBREVIATIONS.
2. UNLESS NOTED OTHERWISE, ALL ITEMS AND WORK SHOWN IN HEAVY LINE WEIGHT ON THIS DRAWING ARE PROPOSED NEW ITEMS AND WORK.
3. SEE DRAWING ES-01 FOR HIGH MAST LIGHT TOWER SCHEDULE.
4. THE EXISTING ROADWAY LIGHTING SYSTEM SHALL REMAIN IN OPERATION UNTIL THE PROPOSED ROADWAY LIGHTING SYSTEM HAS BEEN INSTALLED, ENERGIZED, TESTED, AND ACCEPTED BY THE ENGINEER, UNLESS OTHERWISE DIRECTED BY THE ENGINEER.
5. REFER SHEET ME-15 AND ME-15A FOR COMED SERVICE DETAILS.
6. AERIAL CABLE AND TEMPORARY WOOD POLES SHALL BE REMOVED AFTER HIGH MAST LIGHT TOWERS ARE PERMANENTLY WIRED AND ACCEPTED BY THE ENGINEER.
7. TEMPORARY WOOD POLES SHALL BE INSERTED IN GROUND TO ACCOMMODATE PROPOSED GRADING.
8. REFER SHEET ME-25 FOR TEMPORARY WIRING TO TOWER DETAIL.
9. UNIT DUCT TRENCH DEPTH SHALL BE ADJUSTED TO PERMIT FINAL GRADING WITHOUT DAMAGE TO UNIT DUCT.



MATCH LINE STA. 1163+60
SEE SHEET RL05-06

MATCH LINE STA. 142+00
SEE SHEET RL05-04

MATCH LINE STA. 2037+20
SEE SHEET RL05-06

MATCH LINE STA. 1204+00
SEE SHEET RL05-10



RL05-09

SINGH
SINGH & ASSOCIATES, INC.
CONSULTING ENGINEERS
300 W. ADAMS ST.
CHICAGO, IL 60606
TEL: (312) 629-0240
FAX: (312) 629-8449

WP906
STA. 254+86, 41 RT
NOTE 7
CKT. A&B, FROM CONTROLLER "M":
3-1/2" NO. 2, ALUMINUM, WITH MESSENGER WIRE,
379 LF, NOTE 6

WP907
STA. 257+45, 53 RT
NOTE 7

NOTES CONTINUED:

10. CAP CONDUITS FOR EXTENSION UNDER SEPARATE CONTRACT. CONDUIT TO BE MINIMUM 66" BELOW FINAL GRADE.

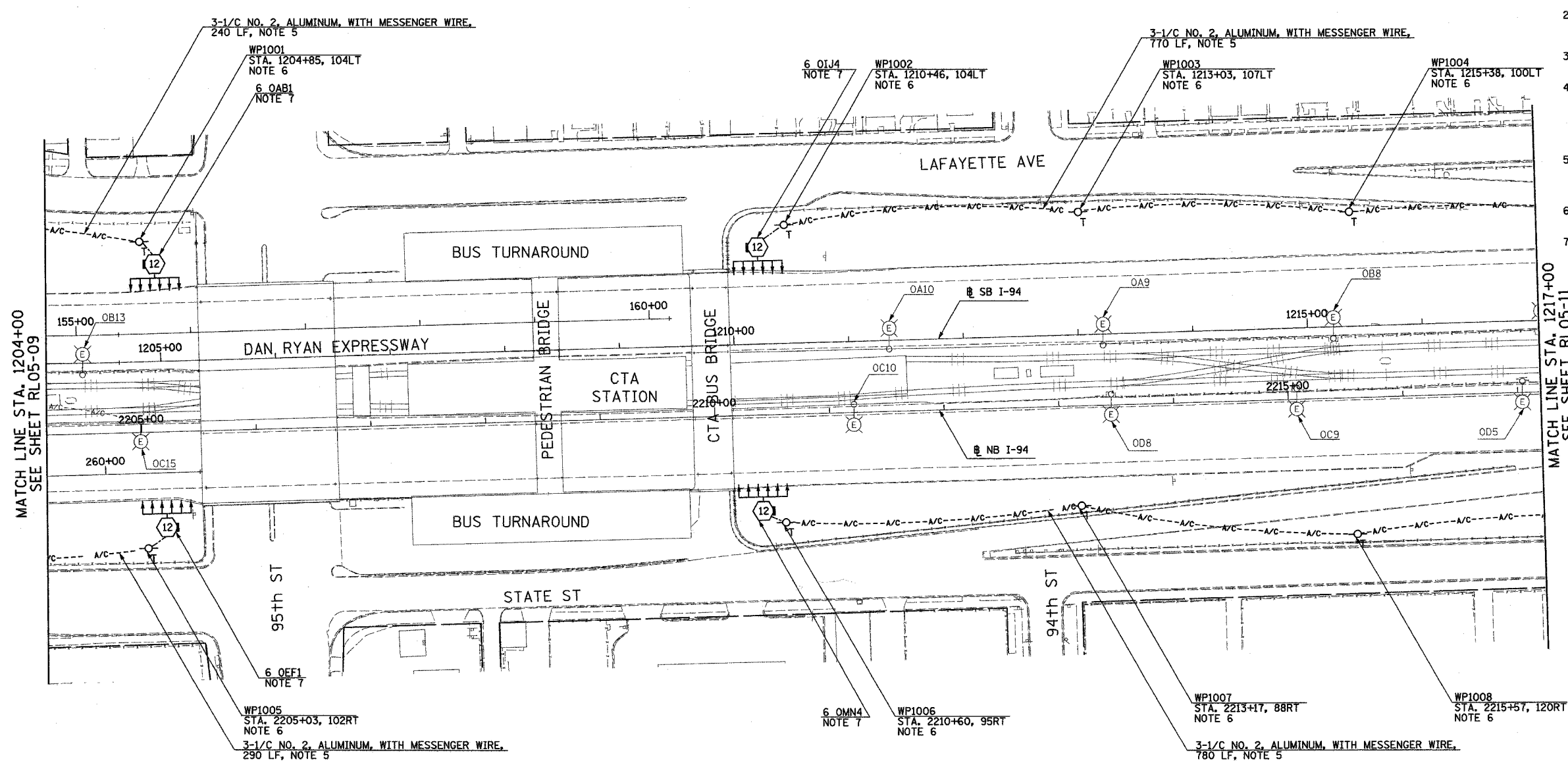
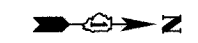
REVISIONS	
NAME	DATE

ILLINOIS DEPARTMENT OF TRANSPORTATION
F.A.I. 90/94 (DAN RYAN EXPRESSWAY)
31st STREET TO I-57
ROADWAY LIGHTING PLANS
PROPOSED IMPROVEMENTS 2005
SCALE: 1"=50'
DATE: OCTOBER 29, 2004
DRAWN BY: VRK
CHECKED BY: TM

11/22/2004 6:47:19 PM

F.A.I. RTE.	SECTION	COUNTY	TOTAL SHEETS	SHEET NO.
90/94	2003-0311	COOK	976	130
STA. 1204+00		TO STA. 1217+00		
FED. ROAD DIST. NO.		ILLINOIS FED. AID PROJECT		

62583



MATCH LINE STA. 1204+00
SEE SHEET RL05-09

MATCH LINE STA. 1217+00
SEE SHEET RL05-11

- NOTES:**
- SEE DRAWINGS ME-01 AND ME-02 FOR ELECTRICAL SYMBOLS AND ABBREVIATIONS.
 - UNLESS NOTED OTHERWISE, ALL ITEMS AND WORK SHOWN IN HEAVY LINE WEIGHT ON THIS DRAWING ARE PROPOSED NEW ITEMS OF WORK.
 - SEE SHEET ES-01 AND ES-02 FOR HIGH MAST LIGHT TOWER SCHEDULE.
 - THE EXISTING ROADWAY LIGHTING SYSTEM SHALL REMAIN IN OPERATION UNTIL THE PROPOSED ROADWAY LIGHTING SYSTEM HAS BEEN INSTALLED, ENERGIZED, TESTED, AND ACCEPTED BY THE ENGINEER, UNLESS OTHERWISE DIRECTED BY THE ENGINEER.
 - AERIAL CABLE AND TEMPORARY WOOD POLES SHALL BE REMOVED AFTER HIGH MAST LIGHT TOWERS ARE PERMANENTLY WIRED AND ACCEPTED BY THE ENGINEER.
 - TEMPORARY WOOD POLES SHALL BE INSERTED IN GROUND TO ACCOMMODATE PROPOSED GRADING.
 - REFER SHEET ME-25 FOR TEMPORARY WIRING TO TOWER DETAIL.



RL05-10

REVISIONS	
NAME	DATE

ILLINOIS DEPARTMENT OF TRANSPORTATION
F.A.I. 90/94 (DAN RYAN EXPRESSWAY)
31st STREET TO I-57
ROADWAY LIGHTING PLANS
PROPOSED IMPROVEMENTS 2005
SCALE: 1"=50'
DATE: OCTOBER 29, 2004
DRAWN BY: VRK
CHECKED BY: TM

SINGH
SINGH & ASSOCIATES, INC.
CONSULTING ENGINEERS

300 W. ADAMS ST.
CHICAGO, IL 60606
TEL: (312) 629-0240
FAX: (312) 629-8449

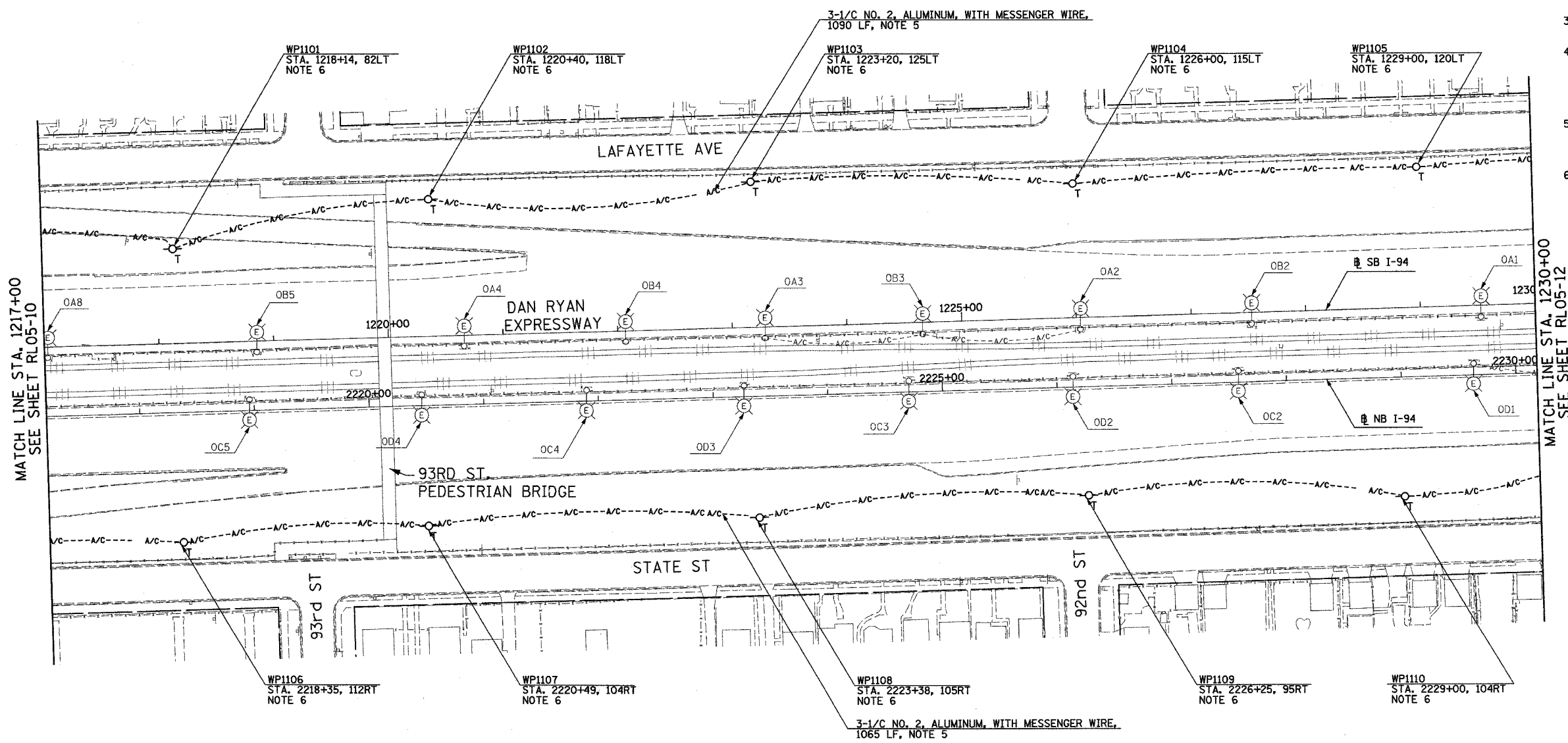
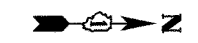
10/21/2004 5:59:18 PM

F.A.I. RTE.	SECTION	COUNTY	TOTAL SHEETS	SHEET NO.
90/94	2003-03II	COOK	976	131
STA. 1217+00		TO STA. 1230+00		
FED. ROAD DIST. NO.	ILLINOIS	FED. AID PROJECT		

62583

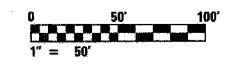
NOTES:

- SEE DRAWINGS ME-01 AND ME-02 FOR ELECTRICAL SYMBOLS AND ABBREVIATIONS.
- UNLESS NOTED OTHERWISE, ALL ITEMS AND WORK SHOWN IN HEAVY LINE WEIGHT ON THIS DRAWING ARE PROPOSED NEW ITEMS OF WORK.
- SEE SHEET ES-01 AND ES-02 FOR HIGH MAST LIGHT TOWER SCHEDULE.
- THE EXISTING ROADWAY LIGHTING SYSTEM SHALL REMAIN IN OPERATION UNTIL THE PROPOSED ROADWAY LIGHTING SYSTEM HAS BEEN INSTALLED, ENERGIZED, TESTED, AND ACCEPTED BY THE ENGINEER, UNLESS OTHERWISE DIRECTED BY THE ENGINEER.
- AERIAL CABLE AND TEMPORARY WOOD POLES SHALL BE REMOVED AFTER HIGH MAST TOWERS ARE PERMANENTLY WIRED AND ACCEPTED BY THE ENGINEER.
- TEMPORARY WOOD POLES SHALL BE INSERTED IN GROUND TO ACCOMMODATE PROPOSED GRADING.



MATCH LINE STA. 1217+00
SEE SHEET RL05-10

MATCH LINE STA. 1230+00
SEE SHEET RL05-12



RL05-11

REVISIONS	
NAME	DATE

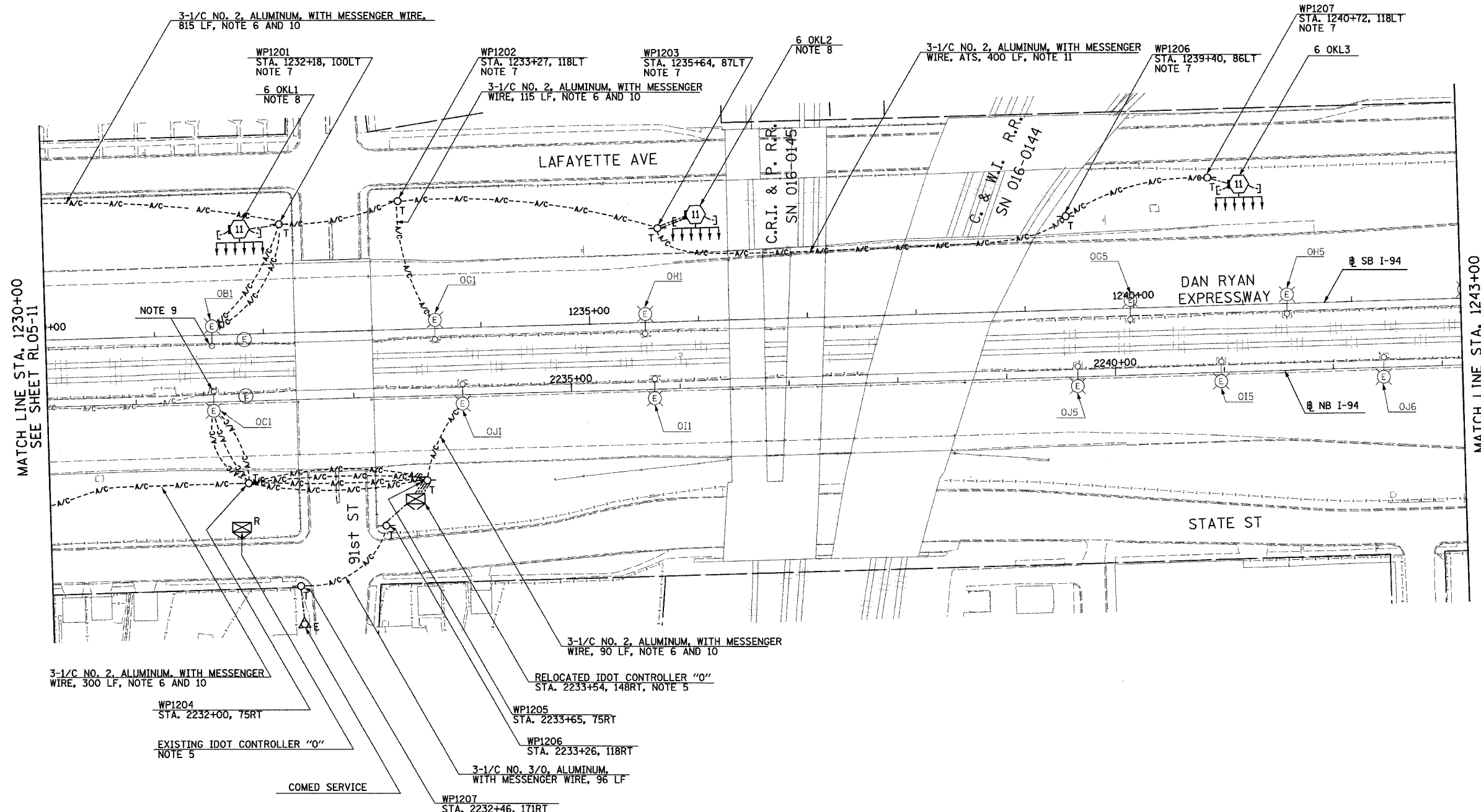
ILLINOIS DEPARTMENT OF TRANSPORTATION
 F.A.I. 90/94 (DAN RYAN EXPRESSWAY)
 31st STREET TO I-57
 ROADWAY LIGHTING PLANS
 PROPOSED IMPROVEMENTS 2005
 SCALE: 1"=50'
 DATE: OCTOBER 29, 2004
 DRAWN BY: VRK
 CHECKED BY: TM

SINGH
 SINGH & ASSOCIATES, INC.
 CONSULTING ENGINEERS
 300 W. ADAMS ST.
 CHICAGO, IL 60606
 TEL: (312) 629-0240
 FAX: (312) 629-8449

10/21/2004 5:59:22 PM

F.A.I. RTE.	SECTION	COUNTY	TOTAL SHEETS	SHEET NO.
90/94	2003-0311	COOK	976	132
STA. 1230+00		TO STA. 1243+00		
FED. ROAD DIST. NO.		ILLINOIS FED. AID PROJECT		

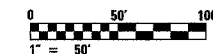
62583



- NOTES:**
- SEE DRAWINGS ME-01 AND ME-02 FOR ELECTRICAL SYMBOLS AND ABBREVIATIONS.
 - UNLESS NOTED OTHERWISE, ALL ITEMS AND WORK SHOWN IN HEAVY LINE WEIGHT ON THIS DRAWING ARE PROPOSED NEW ITEMS OF WORK.
 - SEE DRAWING ES-02 FOR HIGH MAST LIGHT TOWER SCHEDULE.
 - THE EXISTING ROADWAY LIGHTING SYSTEM SHALL REMAIN IN OPERATION UNTIL THE PROPOSED ROADWAY LIGHTING SYSTEM HAS BEEN INSTALLED, ENERGIZED, TESTED, AND ACCEPTED BY THE ENGINEER, UNLESS OTHERWISE DIRECTED BY THE ENGINEER.
 - CONTRACTOR TO COORDINATE RELOCATION OF LIGHTING CONTROLLER WITH CIVIL CONTRACT 62594 OR AS DIRECTED BY THE ENGINEER. CONTRACTOR TO COORDINATE WITH COMED TO PROVIDE TEMPORARY ELECTRIC SERVICE TO LIGHTING CONTROLLER. CONCRETE FOUNDATION SHALL BE PROVIDED FOR THE LIGHTING CONTROLLER.
 - AERIAL CABLE AND TEMPORARY WOOD POLES SHALL BE REMOVED AFTER HIGH MAST LIGHT TOWERS ARE PERMANENTLY WIRED AND ACCEPTED BY THE ENGINEER.
 - TEMPORARY WOOD POLES SHALL BE INSERTED IN GROUND TO ACCOMMODATE PROPOSED GRADING.
 - REFER SHEET ME-25 FOR TEMPORARY WIRING TO TOWER DETAIL.
 - UTILIZE EXISTING CONDUIT UNDER CTA TRACKS TO ROUTE (2) AERIAL CABLES FROM OC1 TO OBI.
 - TEMPORARY AERIAL CABLE TO PROVIDE POWER FOR EXISTING MEDIAN LIGHTING AND PROPOSED HIGH MAST LIGHT TOWERS UNTIL PERMANENT LIGHTING CONTROLLER IS INSTALLED.
 - SEE SHEET ME-25 FOR AERIAL CABLE ATTACHED TO BRIDGE DETAIL.

MATCH LINE STA. 1230+00
SEE SHEET RL05-11

MATCH LINE STA. 1243+00
SEE SHEET RL05-13



RL05-12

SINGH 300 W. ADAMS ST.
CHICAGO, IL 60606
SINGH & ASSOCIATES, INC. TEL: (312) 629-0240
CONSULTING ENGINEERS FAX: (312) 629-8449

REVISIONS	
NAME	DATE

ILLINOIS DEPARTMENT OF TRANSPORTATION
F.A.I. 90/94 (DAN RYAN EXPRESSWAY)
31st STREET TO I-57
ROADWAY LIGHTING PLANS
PROPOSED IMPROVEMENTS 2005

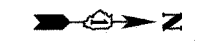
SCALE: 1"=50'
DATE: OCTOBER 29, 2004

DRAWN BY: VRK
CHECKED BY: TM

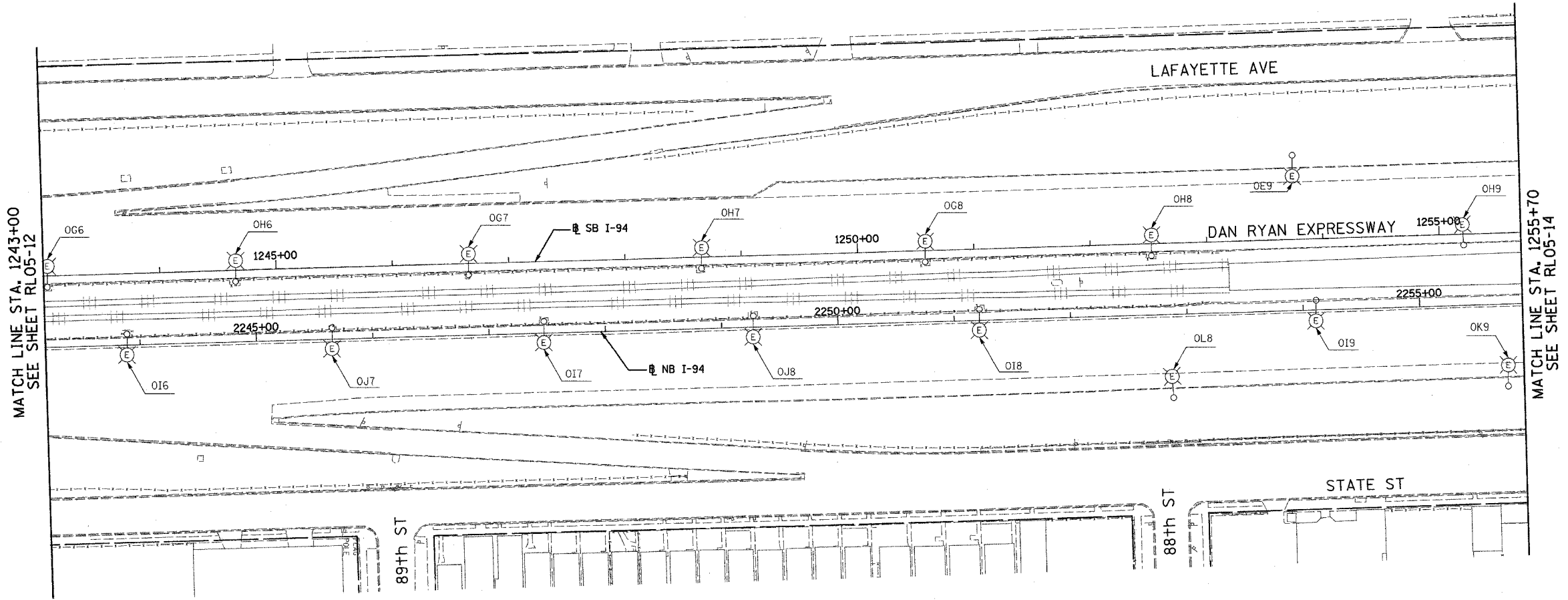
11/22/2004 6:27:39 PM

F.A.I. RTE.	SECTION	COUNTY	TOTAL SHEETS	SHEET NO.
90/94	2003-03II	COOK	976	133
STA. 1243+00		TO STA. 1255+70		
FED. ROAD DIST. NO.	ILLINOIS	FED. AID PROJECT		

62583



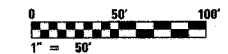
- NOTES:
- SEE DRAWINGS ME-01 AND ME-02 FOR ELECTRICAL SYMBOLS AND ABBREVIATIONS.



MATCH LINE STA. 1243+00
SEE SHEET RL05-12

MATCH LINE STA. 1255+70
SEE SHEET RL05-14

NO ELECTRICAL WORK THIS SHEET
FOR REFERENCE ONLY



RL05-13

REVISIONS	
NAME	DATE

ILLINOIS DEPARTMENT OF TRANSPORTATION
 F.A.I. 90/94 (DAN RYAN EXPRESSWAY)
 31st STREET TO I-57
 ROADWAY LIGHTING PLANS
 PROPOSED IMPROVEMENTS 2005

SCALE: 1"=50'
 DATE: OCTOBER 29, 2004

DRAWN BY: VRK
 CHECKED BY: TM

SINGH 300 W. ADAMS ST.
 CHICAGO, IL 60606
 SINGH & ASSOCIATES, INC. TEL: (312) 629-0240
 CONSULTING ENGINEERS FAX: (312) 629-8449

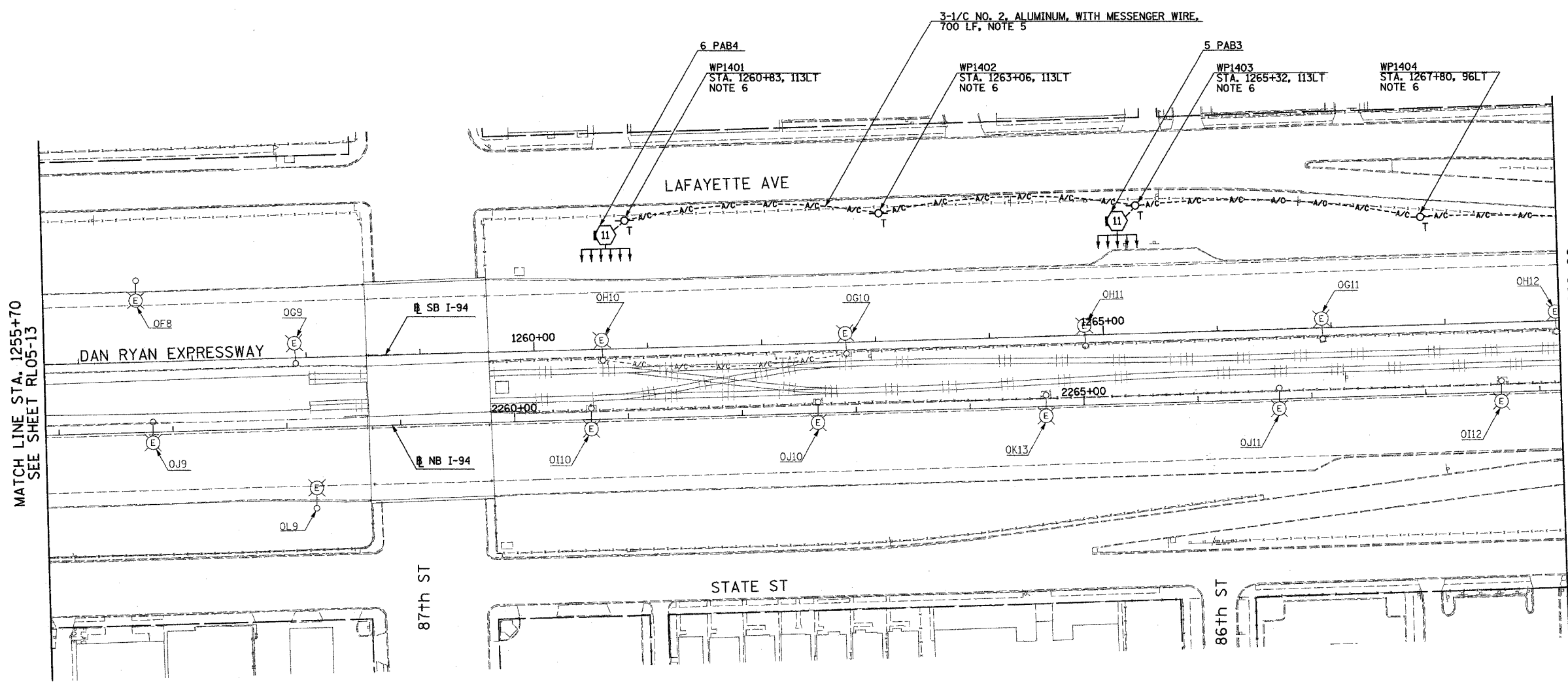
10/14/2004 2:54:40 PM

F.A.I. RTE.	SECTION	COUNTY	TOTAL SHEETS	SHEET NO.
90/94	2003-03II	COOK	976	134
STA. 1255+70		TO STA. 1269+00		
FED. ROAD DIST. NO.	ILLINOIS	FED. AID PROJECT		

62583

NOTES:

- SEE DRAWINGS ME-01 AND ME-02 FOR ELECTRICAL SYMBOLS AND ABBREVIATIONS.
- UNLESS NOTED OTHERWISE, ALL ITEMS AND WORK SHOWN IN HEAVY LINE WEIGHT ON THIS DRAWING ARE PROPOSED NEW ITEMS OF WORK.
- SEE SHEET ES-02 FOR HIGH MAST LIGHT TOWER SCHEDULE.
- THE EXISTING ROADWAY LIGHTING SYSTEM SHALL REMAIN IN OPERATION UNTIL THE PROPOSED ROADWAY LIGHTING SYSTEM HAS BEEN INSTALLED, ENERGIZED, TESTED, AND ACCEPTED BY THE ENGINEER, UNLESS OTHERWISE DIRECTED BY THE ENGINEER.
- AERIAL CABLE AND TEMPORARY WOOD POLES SHALL BE REMOVED AFTER HIGH MAST LIGHT TOWERS ARE PERMANENTLY WIRED AND ACCEPTED BY THE ENGINEER.
- TEMPORARY WOOD POLES SHALL BE INSERTED IN GROUND TO ACCOMMODATE PROPOSED GRADING.



MATCH LINE STA. 1255+70
SEE SHEET RL05-13

MATCH LINE STA. 1269+00
SEE SHEET RL05-15



RL05-14

SINGH 300 W. ADAMS ST.
CHICAGO, IL 60606
SINGH & ASSOCIATES, INC. TEL: (312) 629-0240
CONSULTING ENGINEERS FAX: (312) 629-8449

REVISIONS	
NAME	DATE

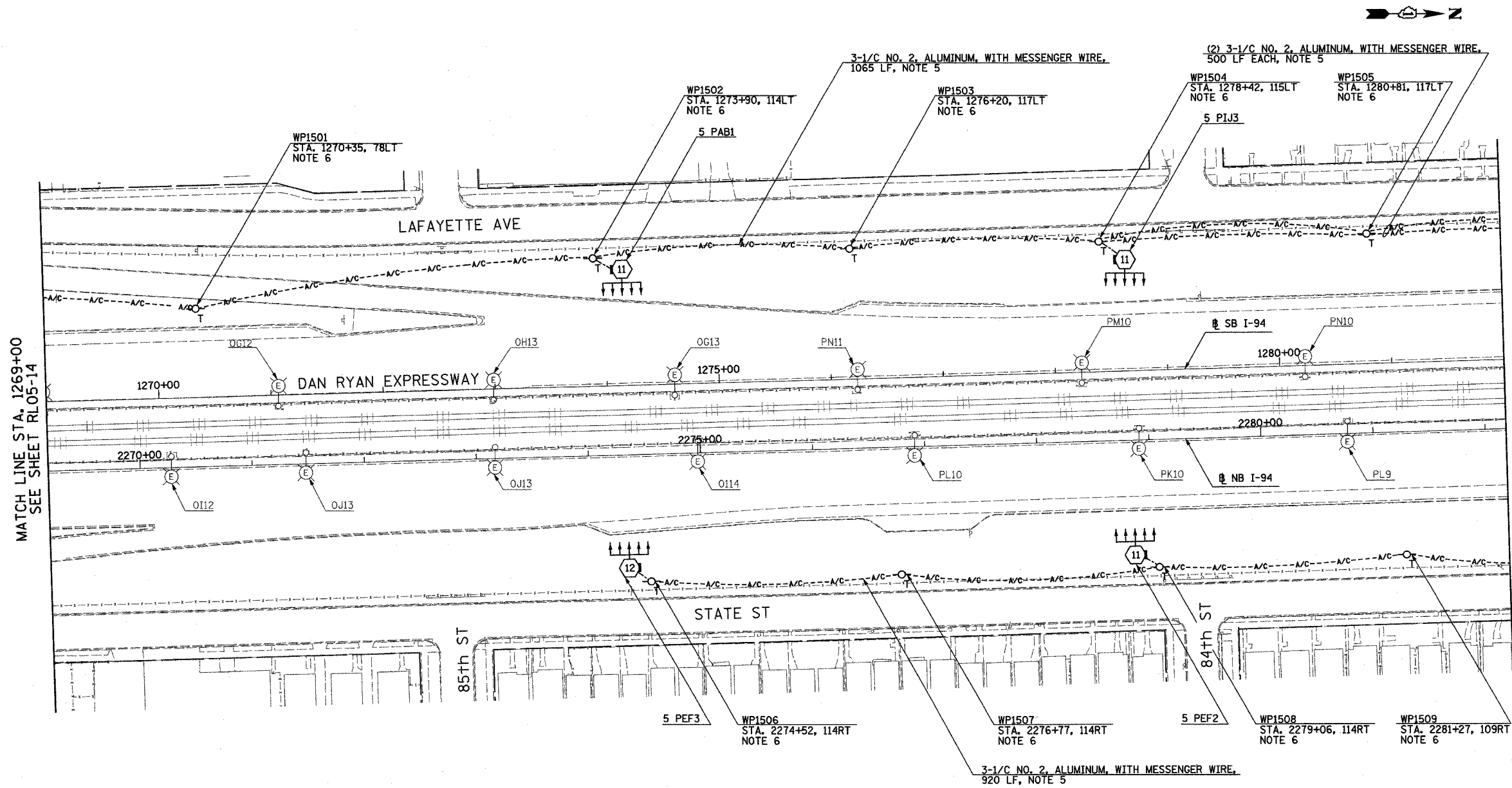
ILLINOIS DEPARTMENT OF TRANSPORTATION
F.A.I. 90/94 (DAN RYAN EXPRESSWAY)
31st STREET TO I-57
ROADWAY LIGHTING PLANS
PROPOSED IMPROVEMENTS 2005

SCALE: 1"=50' DRAWN BY: VRK
DATE: OCTOBER 29, 2004 CHECKED BY: TM

10/29/2004 12:50:04 PM

F.A.I. RYE.	SECTION	COUNTY	TOTAL SHEETS	SHEET NO.
90/94	2003-0311	COOK	976	135
STA. 1269+00		TO STA. 1282+00		
FED. ROAD DIST. NO.	ILLINOIS	FED. AID PROJECT		

62583



MATCH LINE STA. 1269+00
SEE SHEET RL05-14

MATCH LINE STA. 1282+00
SEE SHEET RL05-16

- NOTES:**
- SEE DRAWINGS ME-01 AND ME-02 FOR ELECTRICAL SYMBOLS AND ABBREVIATIONS.
 - UNLESS NOTED OTHERWISE, ALL ITEMS AND WORK SHOWN IN HEAVY LINE WEIGHT ON THIS DRAWING ARE PROPOSED NEW ITEMS OF WORK.
 - SEE SHEET ES-01 AND ES-02 FOR HIGH MAST LIGHT TOWER SCHEDULE.
 - THE EXISTING ROADWAY LIGHTING SYSTEM SHALL REMAIN IN OPERATION UNTIL THE PROPOSED ROADWAY LIGHTING SYSTEM HAS BEEN INSTALLED, ENERGIZED, TESTED, AND ACCEPTED BY THE ENGINEER, UNLESS OTHERWISE DIRECTED BY THE ENGINEER.
 - AERIAL CABLE AND TEMPORARY WOOD POLES SHALL BE REMOVED AFTER HIGH MAST LIGHT TOWERS ARE PERMANENTLY WIRED AND ACCEPTED BY THE ENGINEER.
 - TEMPORARY WOOD POLES SHALL BE INSERTED IN GROUND TO ACCOMMODATE PROPOSED GRADING.



RL05-15

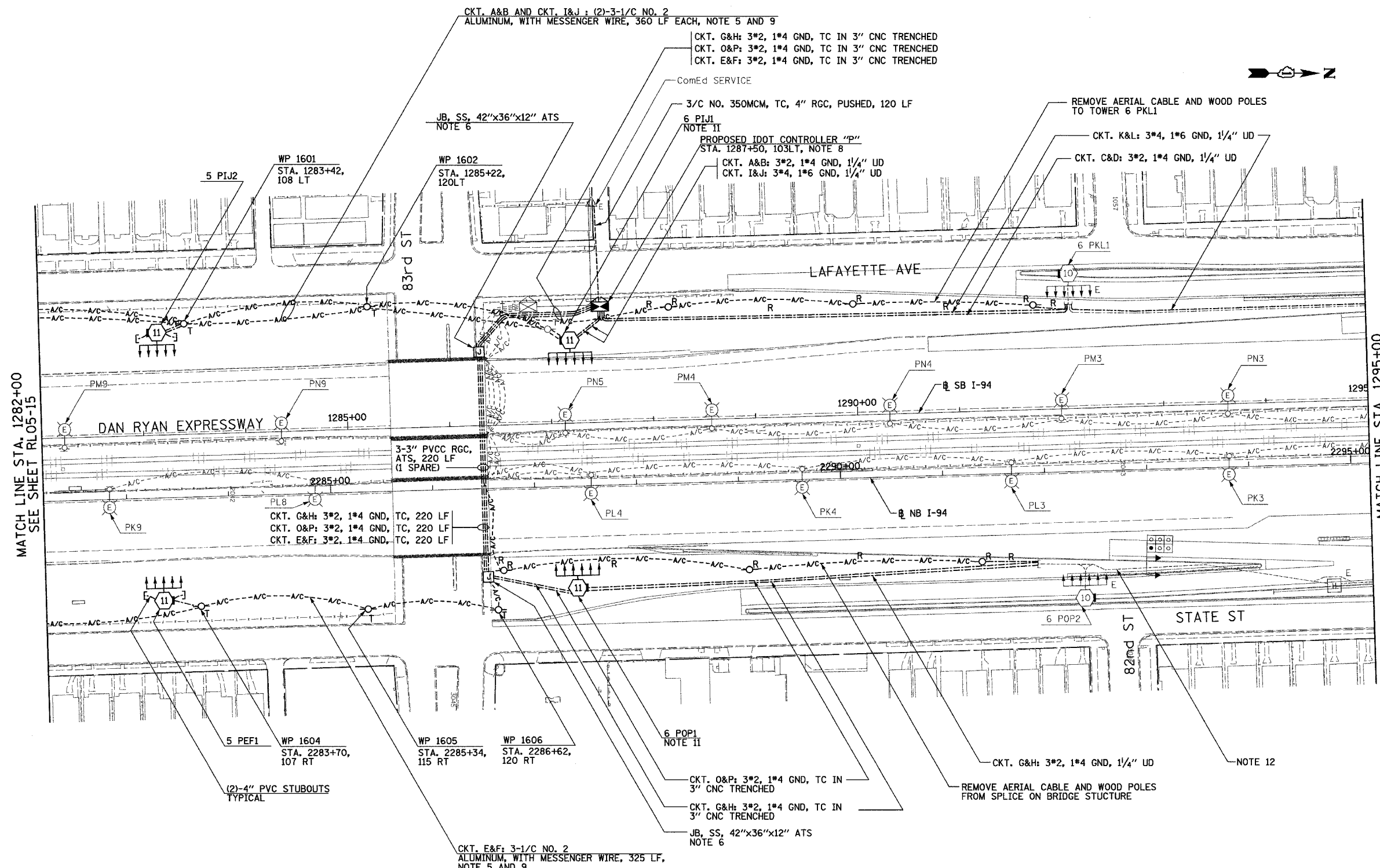
REVISIONS		ILLINOIS DEPARTMENT OF TRANSPORTATION F.A.I. 90/94 (DAN RYAN EXPRESSWAY) 31st STREET TO I-57 ROADWAY LIGHTING PLANS PROPOSED IMPROVEMENTS 2005
NAME	DATE	

SCALE: 1"=50' DRAWN BY: VRK
DATE: OCTOBER 29, 2004 CHECKED BY: TM

SINGH 300 W. ADAMS ST.
CHICAGO, IL 60606
SINGH & ASSOCIATES, INC. TEL: (312) 629-0240
CONSULTING ENGINEERS FAX: (312) 629-8449

10/21/2004 12:51:11 PM

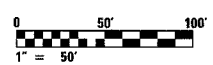
F.A.I. RTE.	SECTION	COUNTY	TOTAL SHEETS	SHEET NO.
90/94	2003-0311	COOK	976	136
STA. 1282+00		TO STA. 1295+00		
FED. ROAD DIST. NO.	ILLINOIS	FED. AID PROJECT	62583	



- NOTES:**
- SEE DRAWINGS ME-01 AND ME-02 FOR ELECTRICAL SYMBOLS AND ABBREVIATIONS.
 - UNLESS NOTED OTHERWISE, ALL ITEMS AND WORK SHOWN IN HEAVY LINE WEIGHT ON THIS DRAWING ARE PROPOSED NEW ITEMS OF WORK.
 - SEE SHEET ES-02 FOR HIGH MAST LIGHT TOWER SCHEDULE.
 - THE EXISTING ROADWAY LIGHTING SYSTEM SHALL REMAIN IN OPERATION UNTIL THE PROPOSED ROADWAY LIGHTING SYSTEM HAS BEEN INSTALLED, ENERGIZED, TESTED, AND ACCEPTED BY THE ENGINEER, UNLESS OTHERWISE DIRECTED BY THE ENGINEER.
 - REFER SHEET ME-16 FOR TEMPORARY AERIAL CABLE CONNECTION.
 - ALL JUNCTION BOXES MOUNTED ON BRIDGE STRUCTURES SHALL BE INSTALLED AS SHOWN ON DRAWING ME-05, UNLESS OTHERWISE NOTED.
 - DISCONNECT EXISTING MEDIAN LIGHTING BETWEEN 83RD STREET AND 79TH STREET AFTER HIGH MAST LIGHTING IS IN OPERATION. MEDIAN POLES AND LUMINAIRES TO BE REMOVED UNDER SEPARATE CONTRACT. MEDIAN LIGHTING AND HIGH MAST LIGHTING SHOULD NOT BE IN OPERATION AT SAME TIME.
 - LIGHTING CONTROLLER SHALL BE INSTALLED AS SHOWN ON ME-18, ME-19, ME-20, AND BE-205 SHEET 4 OF 4.
 - AERIAL CABLE AND TEMPORARY WOOD POLES SHALL BE REMOVED AFTER HIGH MAST LIGHT TOWERS ARE PERMANENTLY WIRED AND ACCEPTED BY THE ENGINEER.
 - REMOVE 3*4, 1*6 GND CABLE INSTALLED UNDER CONTRACT 62594 PRIOR TO INSTALLING CKT. G&H AND O&P.
 - FOUNDATIONS SHALL BE PROVIDED UNDER CONTRACT 62594. CONTRACTOR TO INSTALL TOWER AND LUMINAIRES ONLY.
 - CONCRETE ENCASED DUCTBANK SHALL BE PROVIDED UNDER SEPARATE CONTRACT. UNIT DUCT SHALL BE PULLED THROUGH DUCTBANK TO HIGH MAST TOWERS IN CONTINUOUS LENGTHS WITHOUT SPLICES. REFER TO SHEET ME-11 FOR DUCTBANK DEPTH UNDER ROAD.

MATCH LINE STA. 1282+00
SEE SHEET RL05-15

MATCH LINE STA. 1295+00
SEE SHEET RL05-17



RL05-16

SINGH
SINGH & ASSOCIATES, INC.
CONSULTING ENGINEERS

300 W. ADAMS ST.
CHICAGO, IL 60606
TEL: (312) 629-0240
FAX: (312) 629-8449

REVISIONS	
NAME	DATE

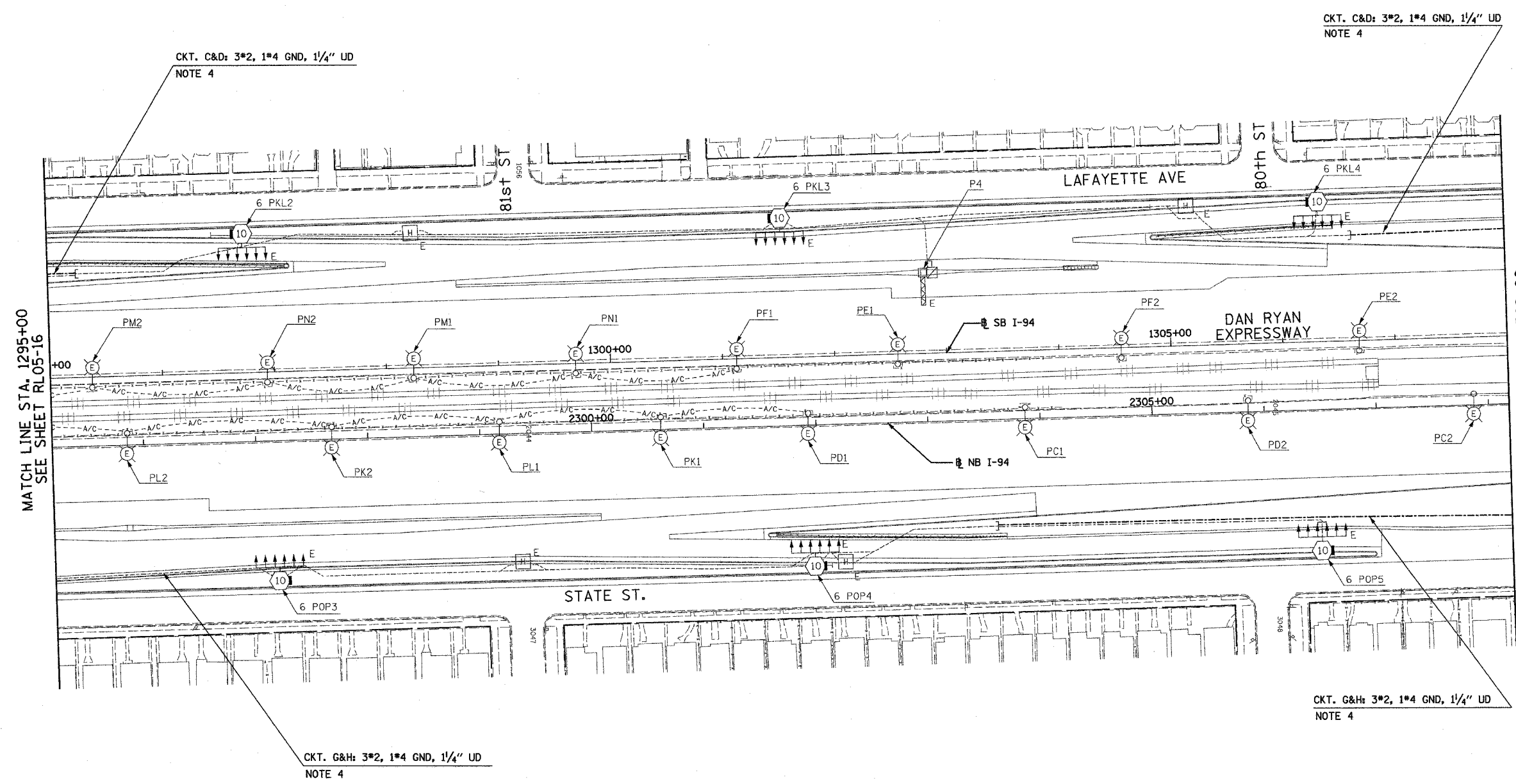
ILLINOIS DEPARTMENT OF TRANSPORTATION
F.A.I. 90/94 (DAN RYAN EXPRESSWAY)
31st STREET TO I-57
ROADWAY LIGHTING PLANS
PROPOSED IMPROVEMENTS 2005

SCALE: 1"=50'
DATE: OCTOBER 29, 2004
DRAWN BY: VRK
CHECKED BY: TM

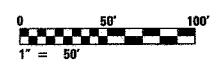
11/22/2004 6:20:31 PM

F.A.I. RTE.	SECTION	COUNTY	TOTAL SHEETS	SHEET NO.
90/94	2003-03II	COOK	976	137
STA. 1295+00		TO STA. 1308+00		
FED. ROAD DIST. NO.	ILLINOIS	FED. AID PROJECT		

62583



- NOTES:
- SEE DRAWINGS ME-01 AND ME-02 FOR ELECTRICAL SYMBOLS AND ABBREVIATIONS.
 - UNLESS NOTED OTHERWISE, ALL ITEMS AND WORK SHOWN IN HEAVY LINE WEIGHT ON THIS DRAWING ARE PROPOSED NEW ITEMS OF WORK.
 - THE EXISTING ROADWAY LIGHTING SYSTEM SHALL REMAIN IN OPERATION UNTIL THE PROPOSED ROADWAY LIGHTING SYSTEM HAS BEEN INSTALLED, ENERGIZED, TESTED, AND ACCEPTED BY THE ENGINEER, UNLESS OTHERWISE DIRECTED BY THE ENGINEER.
 - CONCRETE ENCASED DUCTBANK SHALL BE PROVIDED UNDER SEPERATE CONTRACT. UNIT DUCT SHALL BE PULLED THROUGH DUCTBANK TO HIGH MAST TOWERS IN CONTINUOUS LENGTHS WITHOUT SPLICES. REFER TO SHEET ME-11 FOR DUCTBANK DEPTH UNDER ROAD.



RL05-17

REVISIONS	
NAME	DATE

ILLINOIS DEPARTMENT OF TRANSPORTATION
 F.A.I. 90/94 (DAN RYAN EXPRESSWAY)
 31st STREET TO I-57
 ROADWAY LIGHTING PLANS
 PROPOSED IMPROVEMENTS 2005

SCALE: 1"=50'
 DATE: OCTOBER 29, 2004

DRAWN BY: YRK
 CHECKED BY: TM

SINGH 300 W. ADAMS ST.
 CHICAGO, IL 60606
 SINGH & ASSOCIATES, INC. TEL: (312) 629-0240
 CONSULTING ENGINEERS FAX: (312) 629-8449

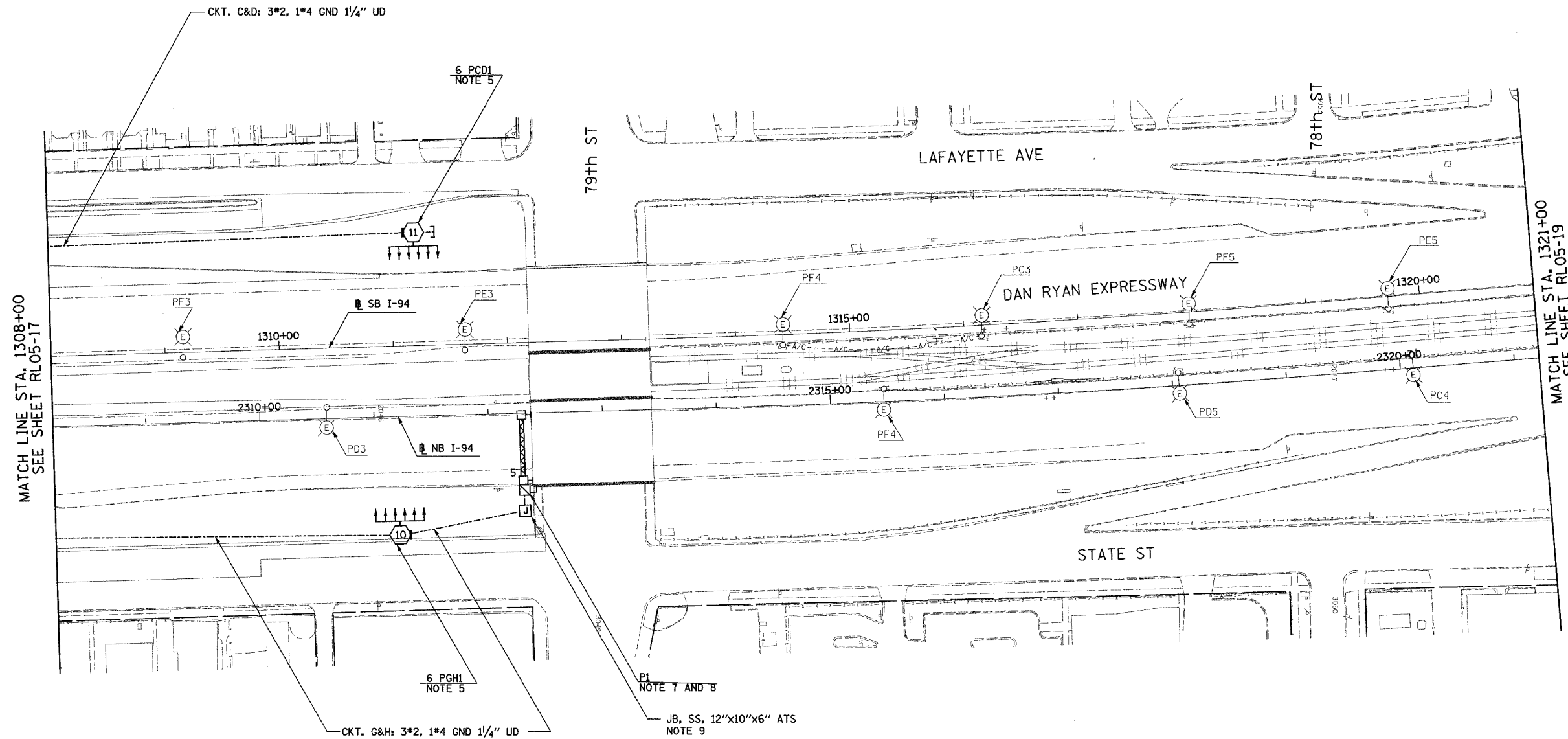
10/15/2004 9:42:24 AM

F.A.I. RTE.	SECTION	COUNTY	TOTAL SHEETS	SHEET NO.
90/94	2003-0311	COOK	976	138
STA. 1308+00		TO STA. 1321+00		
FED. ROAD DIST. NO.	ILLINOIS	FED. AID PROJECT		

62583


NOTES:

- SEE DRAWINGS ME-01 AND ME-02 FOR ELECTRICAL SYMBOLS AND ABBREVIATIONS.
- UNLESS NOTED OTHERWISE, ALL ITEMS AND WORK SHOWN IN HEAVY LINE WEIGHT ON THIS DRAWING ARE PROPOSED NEW ITEMS OF WORK.
- SEE DRAWING ES-03 FOR HIGH MAST LIGHT TOWER SCHEDULE.
- THE EXISTING ROADWAY LIGHTING SYSTEM SHALL REMAIN IN OPERATION UNTIL THE PROPOSED ROADWAY LIGHTING SYSTEM HAS BEEN INSTALLED, ENERGIZED, TESTED, AND ACCEPTED BY THE ENGINEER, UNLESS OTHERWISE DIRECTED BY THE ENGINEER.
- FOUNDATIONS SHALL BE PROVIDED UNDER CONTRACT 62594. CONTRACTOR TO INSTALL TOWER AND LUMINAIRES ONLY.
- DISCONNECT EXISTING MEDIAN LIGHTING BETWEEN 83RD STREET AND 79TH STREET AFTER HIGH MAST LIGHTING IS IN OPERATION. MEDIAN POLES AND LUMINAIRES TO BE REMOVED UNDER SEPARATE CONTRACT. MEDIAN LIGHTING AND HIGH MAST LIGHTING SHOULD NOT BE IN OPERATION AT SAME TIME.
- SIGN LUMINAIRES, DISCONNECT SWITCH AND WIRING SHALL BE PROVIDED UNDER THIS CONTRACT. SIGN STRUCTURE SHALL BE INSTALLED UNDER SEPARATE CONTRACT. NOTE: PROPOSED BRIDGE MOUNTED SIGN P1 SHALL BE OPERATIONAL BEFORE EXISTING SIGN P3 CAN BE DISCONNECTED.
- REFER TO DETAIL ME-06A FOR TYPICAL TRANSITION FROM UNIT DUCT TO BRIDGE MOUNTED SIGN STRUCTURE COST FOR TRANSITION SHALL BE INCLUDED UNDER "ELECTRIC CONNECTION TO SIGN STRUCTURE" PAY ITEM.
- ALL JUNCTION BOXES MOUNTED ON OVERPASS STRUCTURES SHALL BE INSTALLED AS SHOWN ON DRAWING ME-06, UNLESS OTHERWISE NOTED.



MATCH LINE STA. 1308+00
SEE SHEET RL05-17

MATCH LINE STA. 1321+00
SEE SHEET RL05-19



RL05-18

SINGH
SINGH & ASSOCIATES, INC.
CONSULTING ENGINEERS

300 W. ADAMS ST.
CHICAGO, IL 60606
TEL: (312) 629-0240
FAX: (312) 629-8449

REVISIONS	
NAME	DATE

ILLINOIS DEPARTMENT OF TRANSPORTATION
F.A.I. 90/94 (DAN RYAN EXPRESSWAY)
31st STREET TO I-57
ROADWAY LIGHTING PLANS
PROPOSED IMPROVEMENTS 2005

SCALE: 1"=50'
DATE: OCTOBER 29, 2004
DRAWN BY: VRK
CHECKED BY: TM

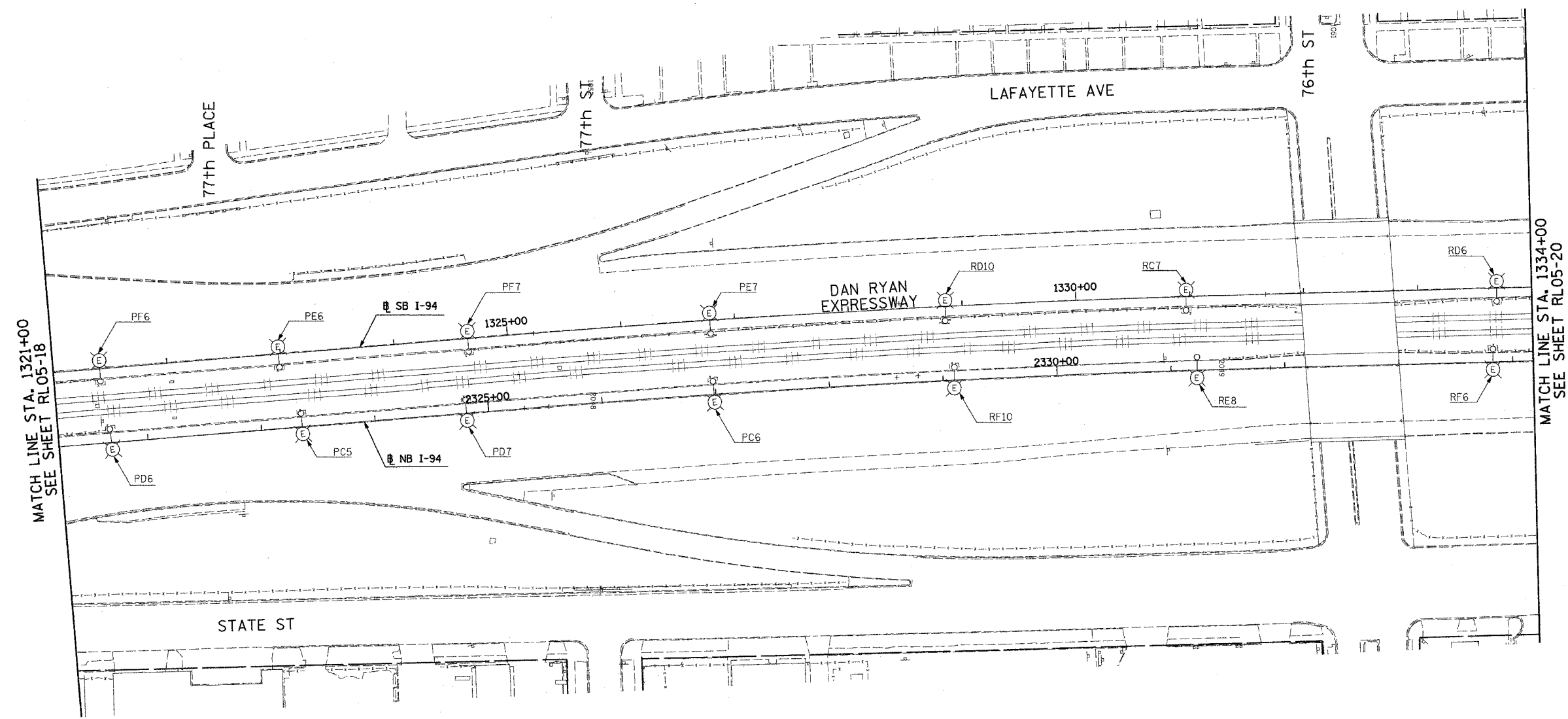
11/22/2004 3:51:22 PM

F.A.I. RT.:	SECTION	COUNTY	TOTAL SHEETS	SHEET NO.
90/94	2003-0311	COOK	976	134
STA. 1321+00		TO STA. 1334+00		
FED. ROAD DIST. NO.	ILLINOIS	FED. AID PROJECT		


62583



- NOTES:
- SEE DRAWINGS ME-01 AND ME-02 FOR ELECTRICAL SYMBOLS AND ABBREVIATIONS.



NO ELECTRICAL WORK THIS SHEET
FOR REFERENCE ONLY



RL05-19

SINGH
SINGH & ASSOCIATES, INC.
CONSULTING ENGINEERS

300 W. ADAMS ST.
CHICAGO, IL 60606
TEL: (312) 629-0240
FAX: (312) 629-8449

REVISIONS	
NAME	DATE

ILLINOIS DEPARTMENT OF TRANSPORTATION
F.A.I. 90/94 (DAN RYAN EXPRESSWAY)
31st STREET TO I-57
ROADWAY LIGHTING PLANS
PROPOSED IMPROVEMENTS 2005

SCALE: 1"=50'
DATE: OCTOBER 29, 2004

DRAWN BY: VRK
CHECKED BY: TM

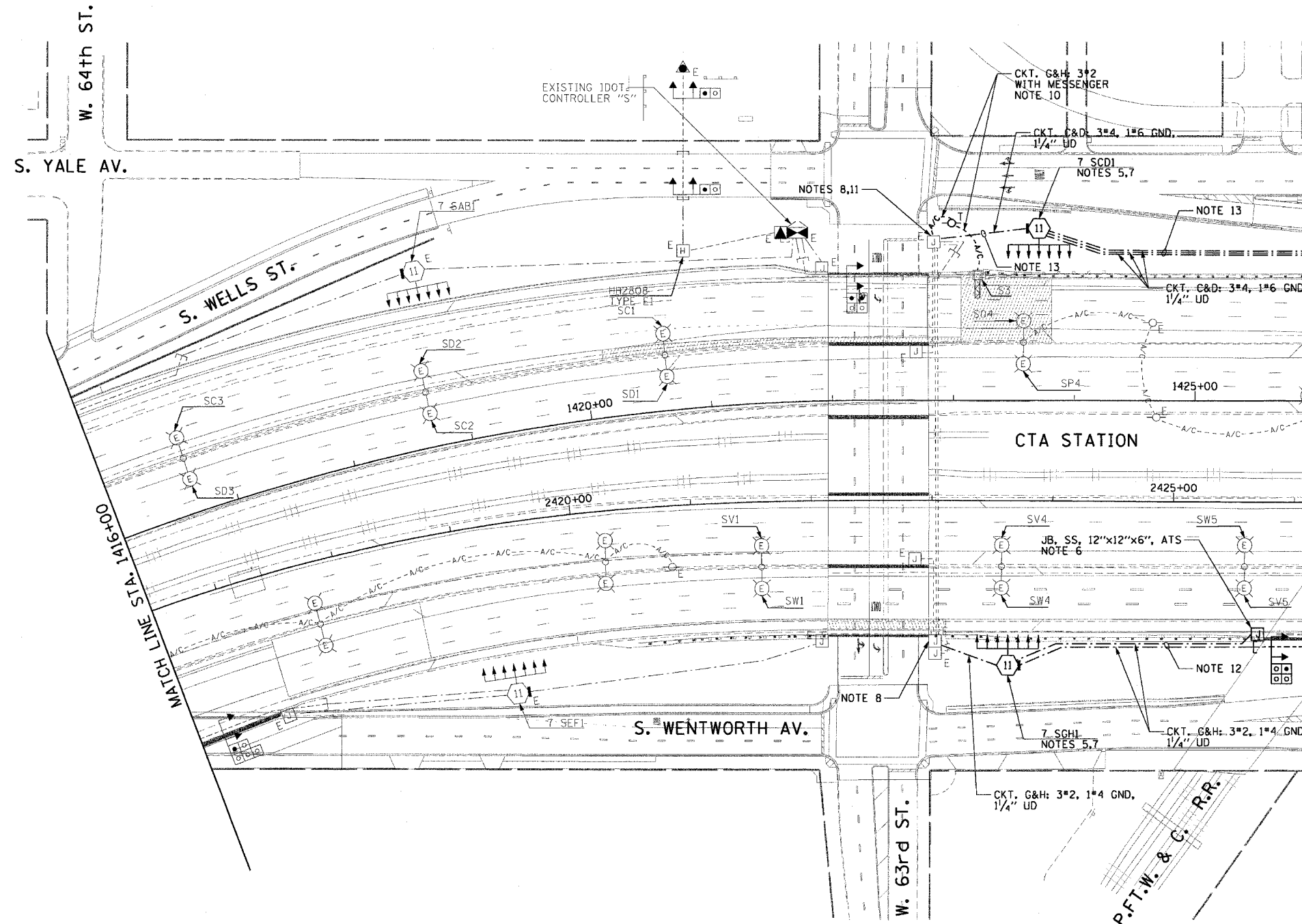
10/15/2004 9:17:31 AM

F.A.I. RTE.	SECTION	COUNTY	TOTAL SHEETS	SHEET NO.
90/94	2003-0311	COOK	976	143
STA. 1416+00.00 TO STA. 1426+00.00		ILLINOIS FED. AID PROJECT		


62583

NOTES:

- SEE DRAWINGS ME-01 AND ME-02 FOR ELECTRICAL SYMBOLS AND ABBREVIATIONS.
- COORDINATE ALL WORK WITH IDOT CONTRACT NO. 62693.
- UNLESS NOTED OTHERWISE, ALL ITEMS AND WORK SHOWN IN HEAVY LINE WEIGHT ON THIS DRAWING ARE PROPOSED ITEMS AND WORK.
- SEE DRAWING ES-04 FOR HIGH MAST LIGHT TOWER SCHEDULE.
- HIGH MAST TOWER FOUNDATION WILL BE INSTALLED BY OTHERS IN IDOT CONTRACT NO. 62693.
- JUNCTION BOX MOUNTED ON OVERPASS STRUCTURE FOR UNDERPASS LIGHTING POWER FEED MUST BE INSTALLED AS SHOWN ON DETAILS ME-06A AND ME-14C, UNLESS NOTED OTHERWISE. SEE DRAWING UL-26 FOR P.F.T.W. & C. RAILROAD UNDERPASS LIGHTING PLANS.
- THE CONDUIT FOR ALL GROUND MOUNTED HIGH MAST TOWERS MUST BE INSTALLED AS SHOWN ON DRAWING ME-13.
- SPLICE NEW LIGHTING CIRCUIT CABLES TO THE CORRESPONDING EXISTING LIGHTING CIRCUITS LOCATED WITHIN THE EXISTING JUNCTION BOX.
- RUN PARALLEL RACEWAYS IN COMMON TRENCH. THE FINAL INSTALLATION LOCATIONS OF THE LIGHTING RACEWAYS MUST BE COORDINATED WITH THE RACEWAYS SHOWN ON THE SURVEILLANCE PLANS.
- PROVIDE A TEMPORARY POWER FEED TO THE EXISTING SIGN TRUSS STRUCTURE LIGHTING UNITS. SEE DRAWING ME-25 FOR TEMPORARY POWER FEED TO SIGN STRUCTURE DETAILS.
- CONTRACTOR MUST DRILL AN ACCESS HOLE ON THE BOTTOM OF THE EXISTING JUNCTION BOX FOR THE TEMPORARY AERIAL CABLES. PROVIDE A WEATHERTIGHT SEAL WHERE THE AERIAL CABLES ENTER THE JUNCTION BOX.
- ALL UNIT DUCT BETWEEN HIGH MAST LIGHT TOWERS 7 SGH1 AND 7 SGH2 MUST BE INSTALLED A MAXIMUM OF 30'-0" FROM EDGE OF PAVEMENT TO AVOID CONFLICT WITH FUTURE IDOT CONTRACT NO. 62301.
- ALL UNIT DUCT BETWEEN THE WEST 63rd ST. ABUTMENT AND STA. 1427+77 MUST BE INSTALLED AT A MINIMUM TRENCH DEPTH OF 5'-0" TO AVOID CONFLICTS WITH FUTURE IDOT CONTRACT NO. 62303.



MATCH LINE STA. 1426+00
SEE SHEET RL05-29



RL05-28

REVISIONS		ILLINOIS DEPARTMENT OF TRANSPORTATION F.A.I. 90/94 (DAN RYAN EXPRESSWAY) 31st STREET TO I-57
NAME	DATE	
		ROADWAY LIGHTING PLANS PROPOSED IMPROVEMENTS 2005
SCALE: 1"=50'		DRAWN BY: CJM
DATE: October 29, 2004		CHECKED BY: WDS

CTE ENGINEERS
CONSOER TOWNSEND ENVIRONMENTAL ENGINEERS, INC.
303 EAST WACKER DRIVE, SUITE 600
CHICAGO, ILLINOIS 60601-5212, PHONE: (312) 938-0300

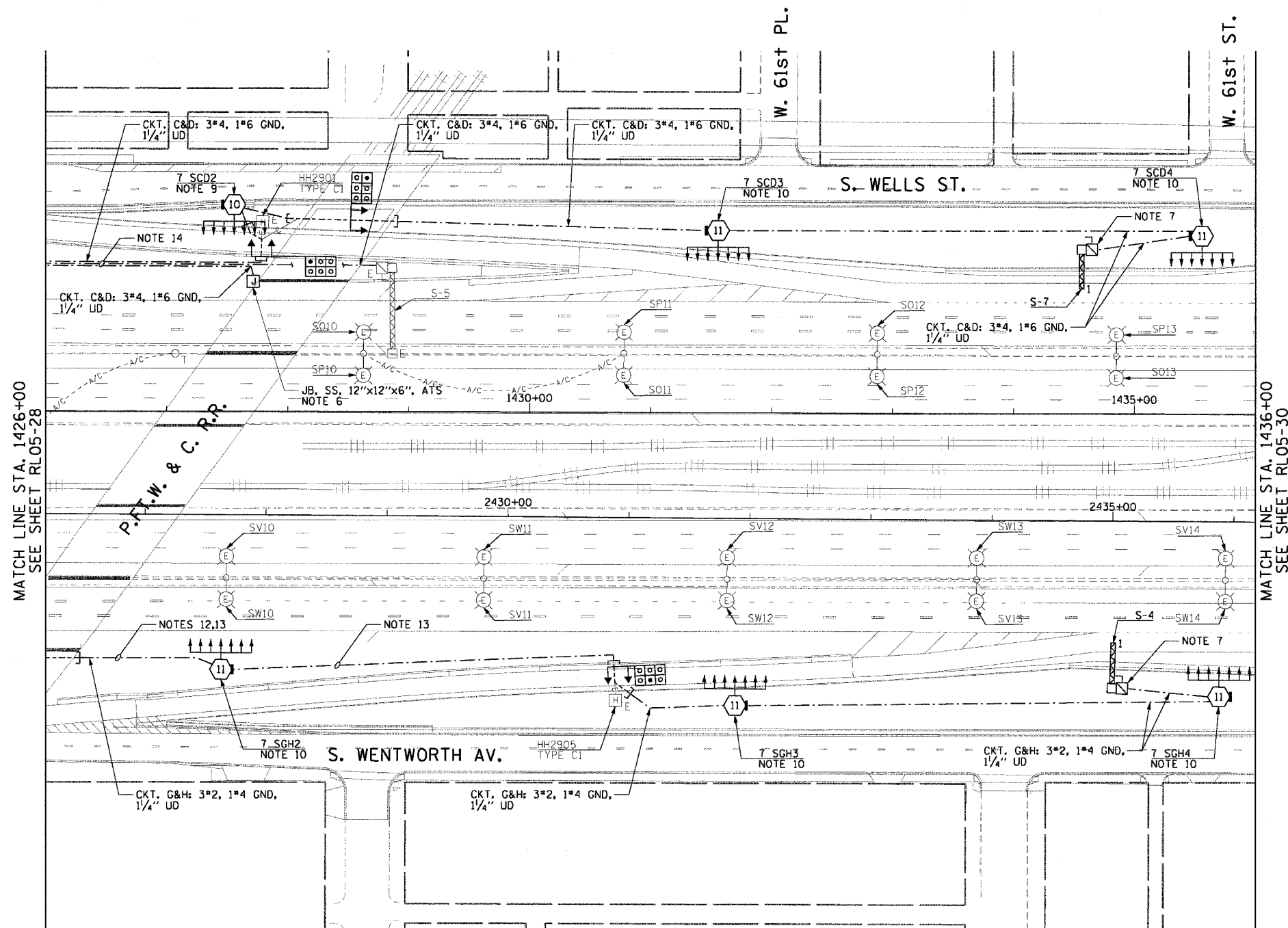
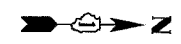
11/19/2004 09:04:44 PM

F.A.I. RTE.	SECTION	COUNTY	TOTAL SHEETS	SHEET NO.
90/94	2003-0311	COOK	976	144
STA. 1426+00.00		TO STA. 1436+00.00		
FED. ROAD DIST. NO. 1 ILLINOIS FED. AID PROJECT				

62583

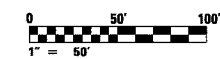
NOTES:

- SEE DRAWINGS ME-01 AND ME-02 FOR ELECTRICAL SYMBOLS AND ABBREVIATIONS.
- COORDINATE ALL WORK WITH IDOT CONTRACT NO. 62693.
- UNLESS NOTED OTHERWISE, ALL ITEMS AND WORK SHOWN IN HEAVY LINE WEIGHT ON THIS DRAWING ARE PROPOSED ITEMS AND WORK.
- SEE DRAWINGS ES-04 AND ES-05 FOR HIGH MAST LIGHT TOWER SCHEDULE.
- ALL HIGH MAST TOWER FOUNDATIONS SHOWN ON THIS DRAWING WILL BE INSTALLED BY OTHERS IN IDOT CONTRACT NO. 62693.
- JUNCTION BOX MOUNTED ON OVERPASS STRUCTURE FOR UNDERPASS LIGHTING POWER FEEDS MUST BE INSTALLED AS SHOWN ON DETAILS ME-06A AND ME-14C, UNLESS NOTED OTHERWISE. SEE DRAWING UL-26 FOR P.F.T.W. & C. RAILROAD UNDERPASS LIGHTING PLANS.
- SEE IDOT STANDARD DRAWINGS FOR ELECTRIC CONNECTION TO SIGN STRUCTURE DETAILS.
- ALL CONCRETE ENCASED DUCTBANKS SHOWN ON THIS DRAWING WILL BE INSTALLED BY OTHERS IN A SEPARATE CONTRACT AND WILL BE CONSIDERED AN EXISTING CONDITION FOR THIS CONTRACT.
- THE CONDUIT FOR ALL RETAINING WALL MOUNTED HIGH MAST TOWERS MUST BE INSTALLED AS SHOWN ON DRAWING ME-03.
- THE CONDUIT FOR ALL GROUND MOUNTED HIGH MAST TOWERS MUST BE INSTALLED AS SHOWN ON DRAWING ME-13.
- RUN PARALLEL RACEWAYS IN COMMON TRENCH. THE FINAL INSTALLATION LOCATIONS OF THE LIGHTING RACEWAYS MUST BE COORDINATED WITH THE RACEWAYS SHOWN ON THE SURVEILLANCE PLANS.
- ALL UNIT DUCT BETWEEN HIGH MAST LIGHT TOWERS 7 SGH1 AND 7 SGH2 MUST BE INSTALLED A MAXIMUM OF 30'-0" FROM EDGE OF PAVEMENT TO AVOID CONFLICT WITH FUTURE IDOT CONTRACT NO. 62301.
- ALL UNIT DUCT BETWEEN STA. 2426+60 AND STA. 2430+88 MUST BE INSTALLED AT A MINIMUM TRENCH DEPTH OF 5'-0" TO AVOID CONFLICTS WITH FUTURE IDOT CONTRACT NO. 62301.
- ALL UNIT DUCT BETWEEN THE WEST 63rd ST. ABUTMENT AND STA. 1427+77 MUST BE INSTALLED AT A MINIMUM TRENCH DEPTH OF 5'-0" TO AVOID CONFLICTS WITH FUTURE IDOT CONTRACT NO. 62303.




MATCH LINE STA. 1426+00
SEE SHEET RL05-28

MATCH LINE STA. 1436+00
SEE SHEET RL05-30



RL05-29



REVISIONS	
NAME	DATE

ILLINOIS DEPARTMENT OF TRANSPORTATION
F.A.I. 90/94 (DAN RYAN EXPRESSWAY)
31st STREET TO I-57

**ROADWAY LIGHTING PLANS
PROPOSED IMPROVEMENTS 2005**

SCALE: 1"=50' DRAWN BY: CJM
DATE: October 29, 2004 CHECKED BY: WDS

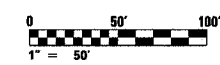
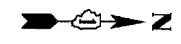
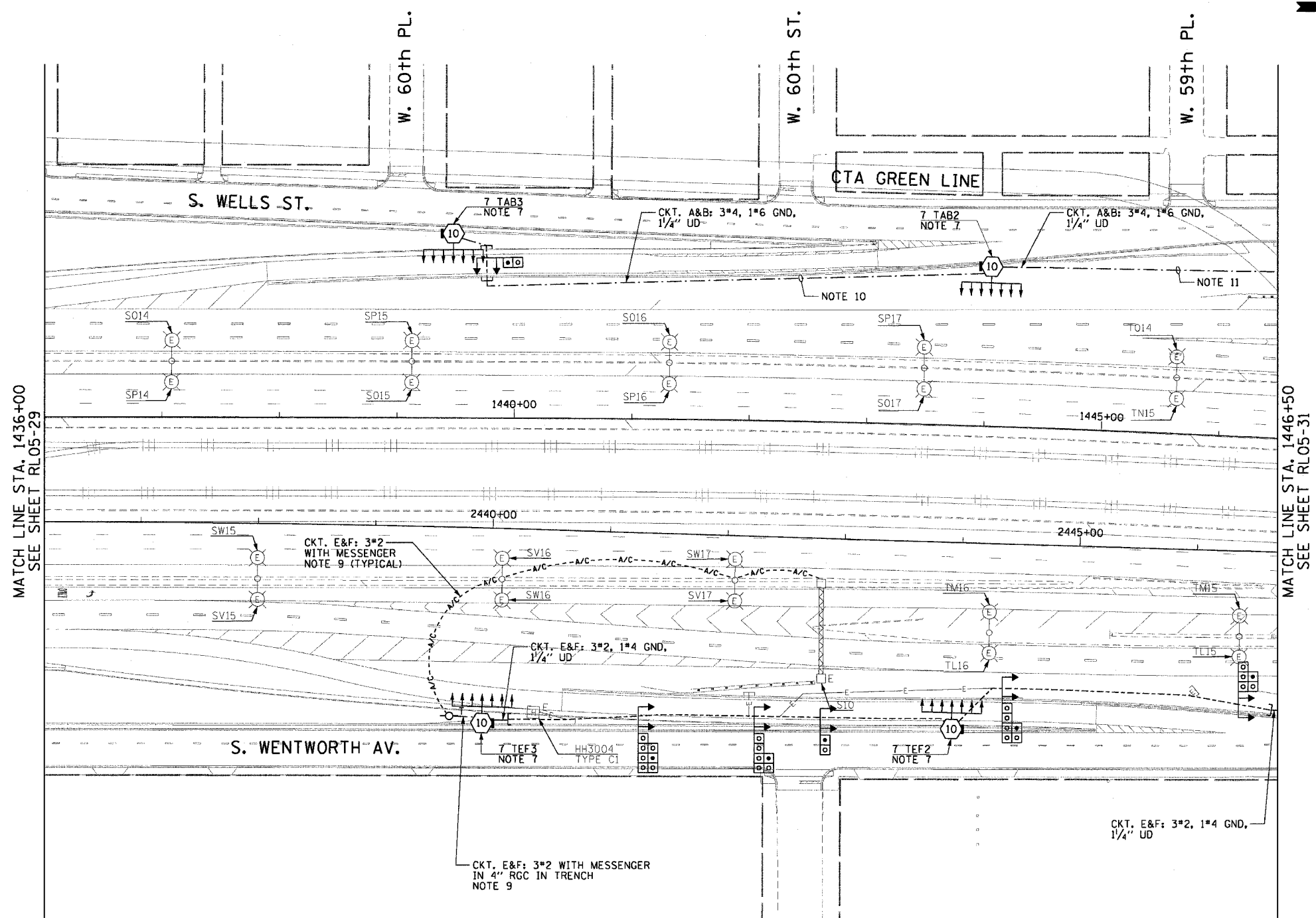
11/23/2004 10:09:19 AM

F.A.I. RTE.	SECTION	COUNTY	TOTAL SHEETS	SHEET NO.
90/94	2003-0311	COOK	976	145
STA. 1436+00.00 TO STA. 1446+50.00		FED. ROAD DIST. NO. 1 ILLINOIS FED. AID PROJECT		

62583

NOTES:

- SEE DRAWINGS ME-01 AND ME-02 FOR ELECTRICAL SYMBOLS AND ABBREVIATIONS.
- COORDINATE ALL WORK WITH IDOT CONTRACT NO. 62693.
- UNLESS NOTED OTHERWISE, ALL ITEMS AND WORK SHOWN IN HEAVY LINE WEIGHT ON THIS DRAWING ARE PROPOSED ITEMS AND WORK.
- SEE DRAWINGS ES-04 AND ES-05 FOR HIGH MAST LIGHT TOWER SCHEDULE.
- ALL HIGH MAST TOWER FOUNDATIONS SHOWN ON THIS DRAWING WILL BE INSTALLED BY OTHERS IN IDOT CONTRACT NO. 62693.
- ALL CONCRETE ENCASED DUCTBANKS SHOWN ON THIS DRAWING WILL BE INSTALLED BY OTHERS IN A SEPARATE CONTRACT AND WILL BE CONSIDERED AN EXISTING CONDITION FOR THIS CONTRACT.
- THE CONDUIT FOR ALL RETAINING WALL MOUNTED HIGH MAST TOWERS MUST BE INSTALLED AS SHOWN ON DRAWING ME-03.
- RUN PARALLEL RACEWAYS IN COMMON TRENCH. THE FINAL INSTALLATION LOCATIONS OF THE LIGHTING RACEWAYS MUST BE COORDINATED WITH THE RACEWAYS SHOWN ON THE SURVEILLANCE PLANS.
- PROVIDE A TEMPORARY POWER FEED TO THE EXISTING SIGN TRUSS STRUCTURE LIGHTING UNITS. SEE DRAWING ME-25 FOR TEMPORARY POWER FEED TO SIGN STRUCTURE DETAILS.
- ALL UNIT DUCT BETWEEN STA. 1439+50 AND HIGH MAST LIGHT TOWER 7 TAB2 MUST BE INSTALLED IN FRONT OF THE RETAINING WALL FOOTING AT A DEPTH EQUAL TO THE TOP OF THE FOOTING TO AVOID CONFLICTS WITH FUTURE IDOT CONTRACT NO. 62303.
- ALL UNIT DUCT BETWEEN HIGH MAST LIGHT TOWERS 7 TAB2 AND 7 TAB1 MUST BE INSTALLED AT A MINIMUM TRENCH DEPTH OF 5'-0" TO AVOID CONFLICTS WITH FUTURE IDOT CONTRACT NO. 62303.




RL05-30

REVISIONS	
NAME	DATE

ILLINOIS DEPARTMENT OF TRANSPORTATION
 F.A.I. 90/94 (DAN RYAN EXPRESSWAY)
 31st STREET TO I-57

**ROADWAY LIGHTING PLANS
 PROPOSED IMPROVEMENTS 2005**

SCALE: 1"=50'
 DATE: October 29, 2004
 DRAWN BY: CJM
 CHECKED BY: WDS



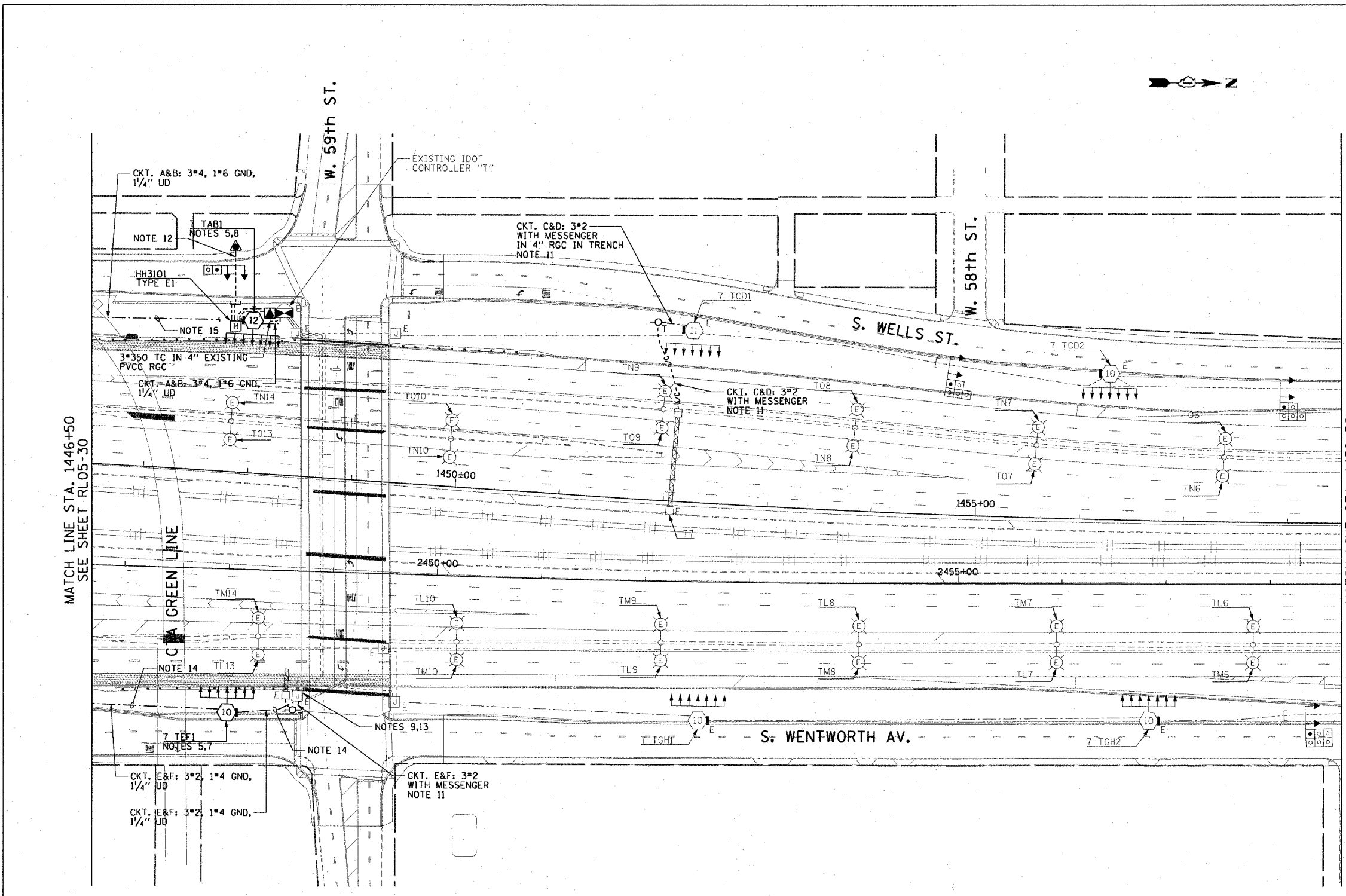
11/23/2004 11:09:20 AM

F.A.I. RTE.	SECTION	COUNTY	TOTAL SHEETS	SHEET NO.
90/94	2003-0311	COOK	976	146
STA. 1446+50.00		TO STA. 1458+50.00		
FED. ROAD DIST. NO. 1 ILLINOIS FED. AID PROJECT				

62583

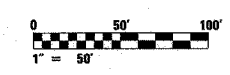
NOTES:

- SEE DRAWINGS ME-01 AND ME-02 FOR ELECTRICAL SYMBOLS AND ABBREVIATIONS.
- COORDINATE ALL WORK WITH IDOT CONTRACT NO. 62693.
- UNLESS NOTED OTHERWISE, ALL ITEMS AND WORK SHOWN IN HEAVY LINE WEIGHT ON THIS DRAWING ARE PROPOSED ITEMS AND WORK.
- SEE DRAWING ES-05 FOR HIGH MAST LIGHT TOWER SCHEDULE.
- HIGH MAST TOWER FOUNDATION WILL BE INSTALLED BY OTHERS IN IDOT CONTRACT NO. 62693.
- ALL CONCRETE ENCASED DUCTBANKS SHOWN ON THIS DRAWING WILL BE INSTALLED BY OTHERS IN A SEPARATE CONTRACT AND WILL BE CONSIDERED AN EXISTING CONDITION FOR THIS CONTRACT.
- THE CONDUIT FOR ALL RETAINING WALL MOUNTED HIGH MAST TOWERS MUST BE INSTALLED AS SHOWN ON DRAWING ME-03.
- THE CONDUIT FOR ALL GROUND MOUNTED HIGH MAST TOWERS MUST BE INSTALLED AS SHOWN ON DRAWING ME-13.
- SPLICE NEW LIGHTING CIRCUIT CABLES TO THE CORRESPONDING EXISTING LIGHTING CIRCUITS LOCATED WITHIN THE EXISTING JUNCTION BOX.
- RUN PARALLEL RACEWAYS IN COMMON TRENCH. THE FINAL INSTALLATION LOCATIONS OF THE LIGHTING RACEWAYS MUST BE COORDINATED WITH THE RACEWAYS SHOWN ON THE SURVEILLANCE PLANS.
- PROVIDE A TEMPORARY POWER FEED TO THE EXISTING SIGN TRUSS STRUCTURE LIGHTING UNITS. SEE DRAWING ME-25 FOR TEMPORARY POWER FEED TO SIGN STRUCTURE DETAILS.
- THE CONDUITS, DUCTBANK, HANDHOLE, AND TRANSFORMER PAD ASSOCIATED WITH THE UTILITY SERVICE FEED TO EXISTING IDOT LIGHTING CONTROLLER "T" WILL BE INSTALLED BY OTHERS IN IDOT CONTRACT NO. 62693. INSTALL THE WIRING, UTILITY TRANSFORMER, METER SOCKET, AND METER AS SHOWN ON DRAWING ME-15.
- CONTRACTOR MUST DRILL AN ACCESS HOLE ON THE BOTTOM OF THE EXISTING JUNCTION BOX FOR THE TEMPORARY AERIAL CABLES. PROVIDE A WEATHERTIGHT SEAL WHERE THE AERIAL CABLES ENTER THE JUNCTION BOX.
- ALL UNIT DUCT BETWEEN STA. 1446+50 AND THE EAST 59th ST. ABUTMENT MUST BE INSTALLED AT A MINIMUM TRENCH DEPTH OF 5'-0" TO AVOID CONFLICTS WITH FUTURE IDOT CONTRACT NO. 62301.
- ALL UNIT DUCT BETWEEN HIGH MAST LIGHT TOWERS 7 TAB2 AND 7 TAB1 MUST BE INSTALLED AT A MINIMUM TRENCH DEPTH OF 5'-0" TO AVOID CONFLICTS WITH FUTURE IDOT CONTRACT NO. 62303.




MATCH LINE STA. 1446+50
SEE SHEET RL05-30

MATCH LINE STA. 1458+50



RL05-31



REVISIONS	
NAME	DATE

ILLINOIS DEPARTMENT OF TRANSPORTATION
F.A.I. 90/94 (DAN RYAN EXPRESSWAY)
31st STREET TO I-57

ROADWAY LIGHTING PLANS
PROPOSED IMPROVEMENTS 2005

SCALE: 1"=50'
DATE: October 29, 2004
DRAWN BY: CJM
CHECKED BY: WDS

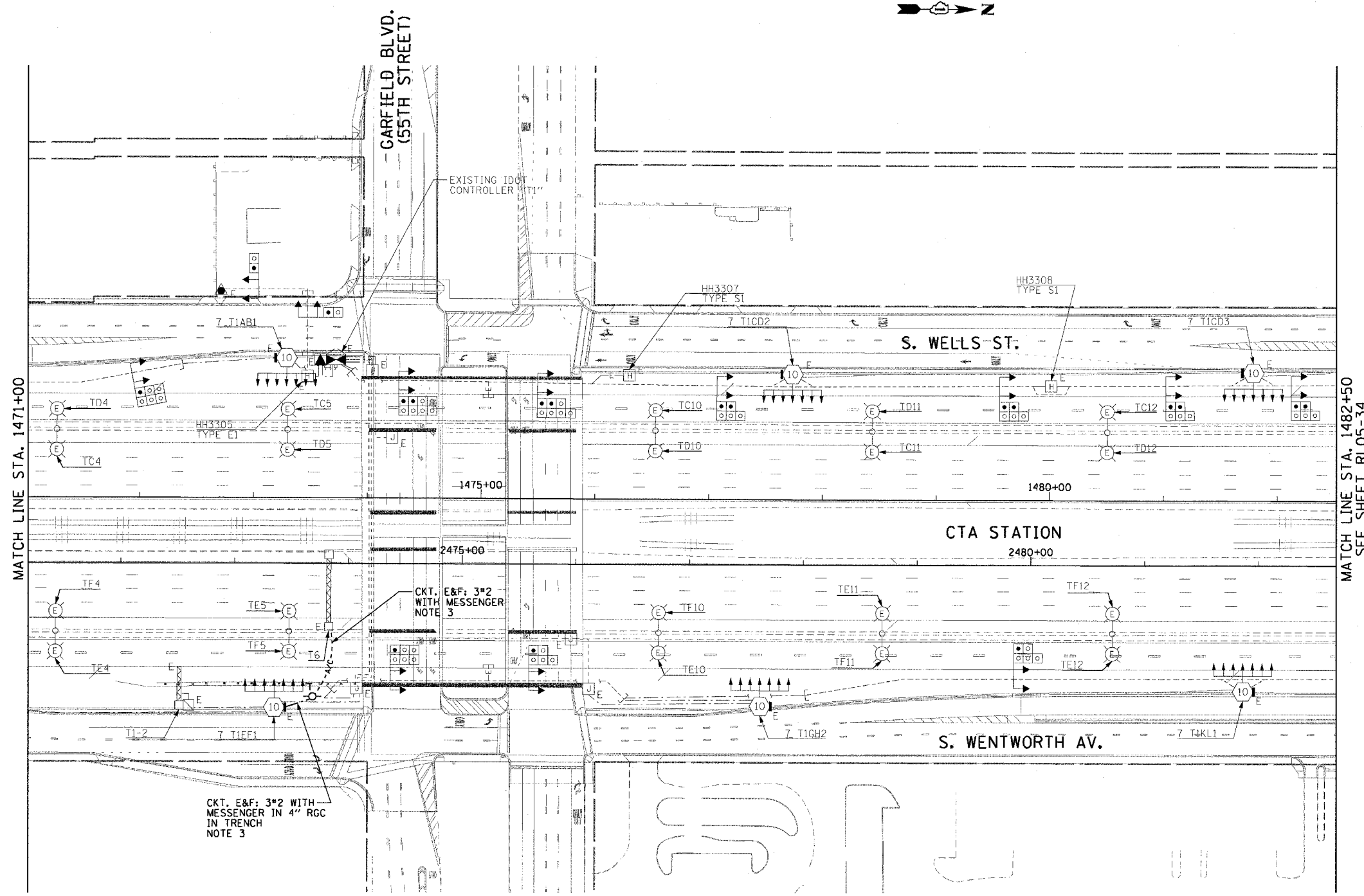
m:\p\04068\elec\rl05-31\rl05-31.dwg contract 2003-0311 03/04/04 PM 12/18/2004

F.A.I. RTE.	SECTION	COUNTY	TOTAL SHEETS	SHEET NO.
90/94	2003-0311	COOK	976	147
STA. 1471+00.00		TO STA. 1482+50.00		
FED. ROAD DIST. NO. 1		ILLINOIS		FED. AID PROJECT

62583

NOTES:

1. SEE DRAWINGS ME-01 AND ME-02 FOR ELECTRICAL SYMBOLS AND ABBREVIATIONS.
2. UNLESS NOTED OTHERWISE, ALL ITEMS AND WORK SHOWN IN HEAVY LINE WEIGHT ON THIS DRAWING ARE PROPOSED ITEMS AND WORK.
3. PROVIDE A TEMPORARY POWER FEED TO THE EXISTING SIGN TRUSS STRUCTURE LIGHTING UNITS. SEE DRAWING ME-25 FOR TEMPORARY POWER FEED TO SIGN STRUCTURE DETAILS.

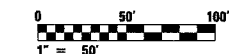


MATCH LINE STA. 1471+00

MATCH LINE STA. 1482+50
SEE SHEET RLO5-34

CKT. E&F: 3*2 WITH MESSENGER IN 4" RGC IN TRENCH NOTE 3

CKT. E&F: 3*2 WITH MESSENGER NOTE 3



RLO5-33

CTE ENGINEERS
 CONSOER TOWNSEND ENVIRODYNE ENGINEERS, INC.
 303 EAST WACKER DRIVE, SUITE 600
 CHICAGO ILLINOIS 60601-5202, PHONE: (312) 938-0300

REVISIONS	
NAME	DATE

ILLINOIS DEPARTMENT OF TRANSPORTATION
 F.A.I. 90/94 (DAN RYAN EXPRESSWAY)
 31st STREET TO I-57
 ROADWAY LIGHTING PLANS
 PROPOSED IMPROVEMENTS 2005

SCALE: 1"=50' DRAWN BY: CJM
 DATE: October 29, 2004 CHECKED BY: WDS

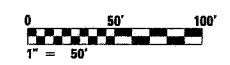
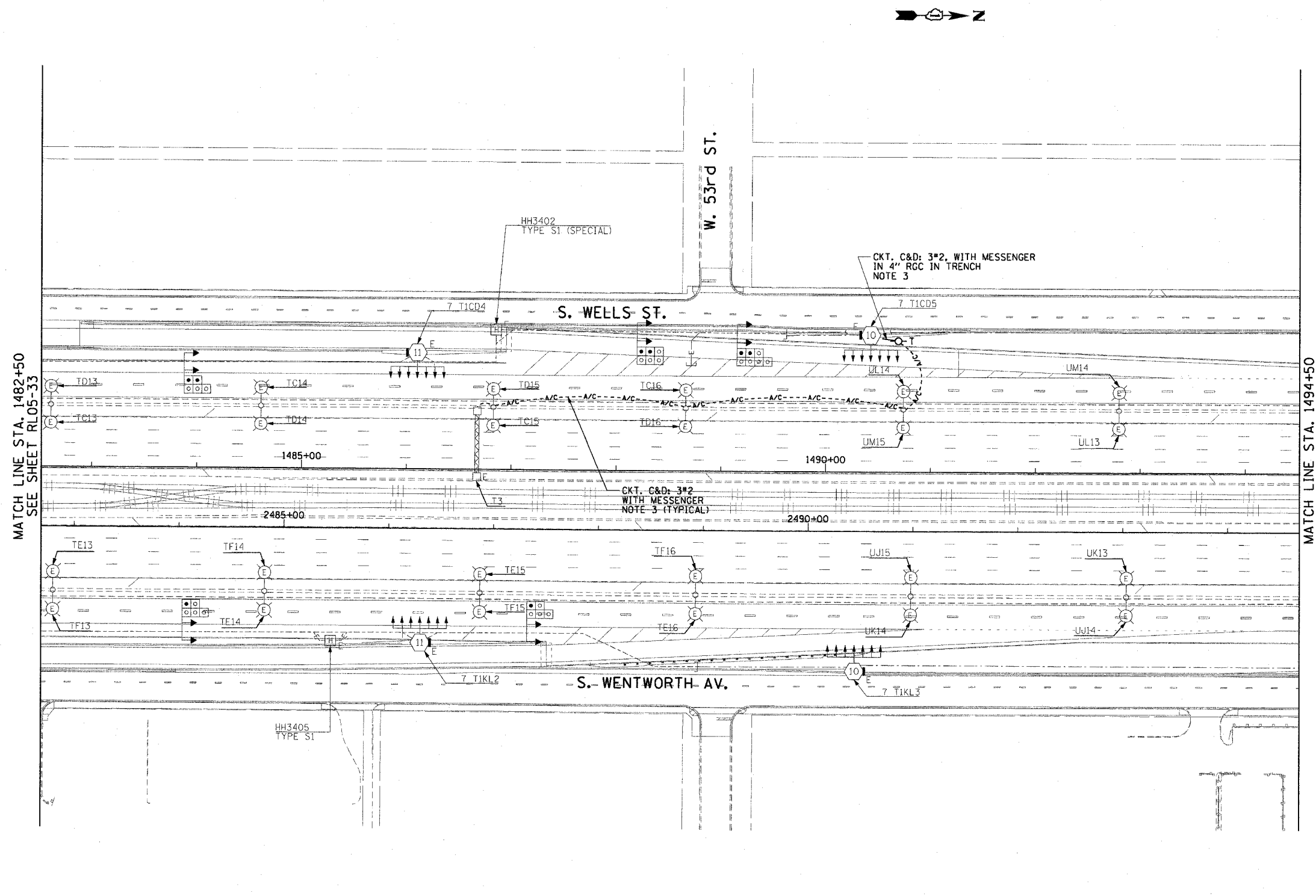
11/16/2004 09:32:49 PM

F.A.I. RTE.	SECTION	COUNTY	TOTAL SHEETS	SHEET NO.
90/94	2003-0311	COOK	976	148
STA. 1482+50.00 TO STA. 1494+50.00				
FED. ROAD DIST. NO. 1			ILLINOIS FED. AID PROJECT	

62583

NOTES:

- SEE DRAWINGS ME-01 AND ME-02 FOR ELECTRICAL SYMBOLS AND ABBREVIATIONS.
- UNLESS NOTED OTHERWISE, ALL ITEMS AND WORK SHOWN IN HEAVY LINE WEIGHT ON THIS DRAWING ARE PROPOSED ITEMS AND WORK.
- PROVIDE A TEMPORARY POWER FEED TO THE EXISTING SIGN TRUSS STRUCTURE LIGHTING UNITS. SEE DRAWING ME-25 FOR TEMPORARY POWER FEED TO SIGN STRUCTURE DETAILS.



MATCH LINE STA. 1482+50
SEE SHEET RL05-33

MATCH LINE STA. 1494+50

RL05-34

CTE ENGINEERS
 CONSOR TOWNSEND ENVIRODYNE ENGINEERS, INC.
 303 EAST WACKER DRIVE, SUITE 600
 CHICAGO ILLINOIS 60606-5212, PHONE: (312) 938-0300

REVISIONS	
NAME	DATE

ILLINOIS DEPARTMENT OF TRANSPORTATION
 F.A.I. 90/94 (DAN RYAN EXPRESSWAY)
 31st STREET TO I-57

**ROADWAY LIGHTING PLANS
 PROPOSED IMPROVEMENTS 2005**

SCALE: 1"=50'
 DATE: October 29, 2004

DRAWN BY: CJM
 CHECKED BY: WDS

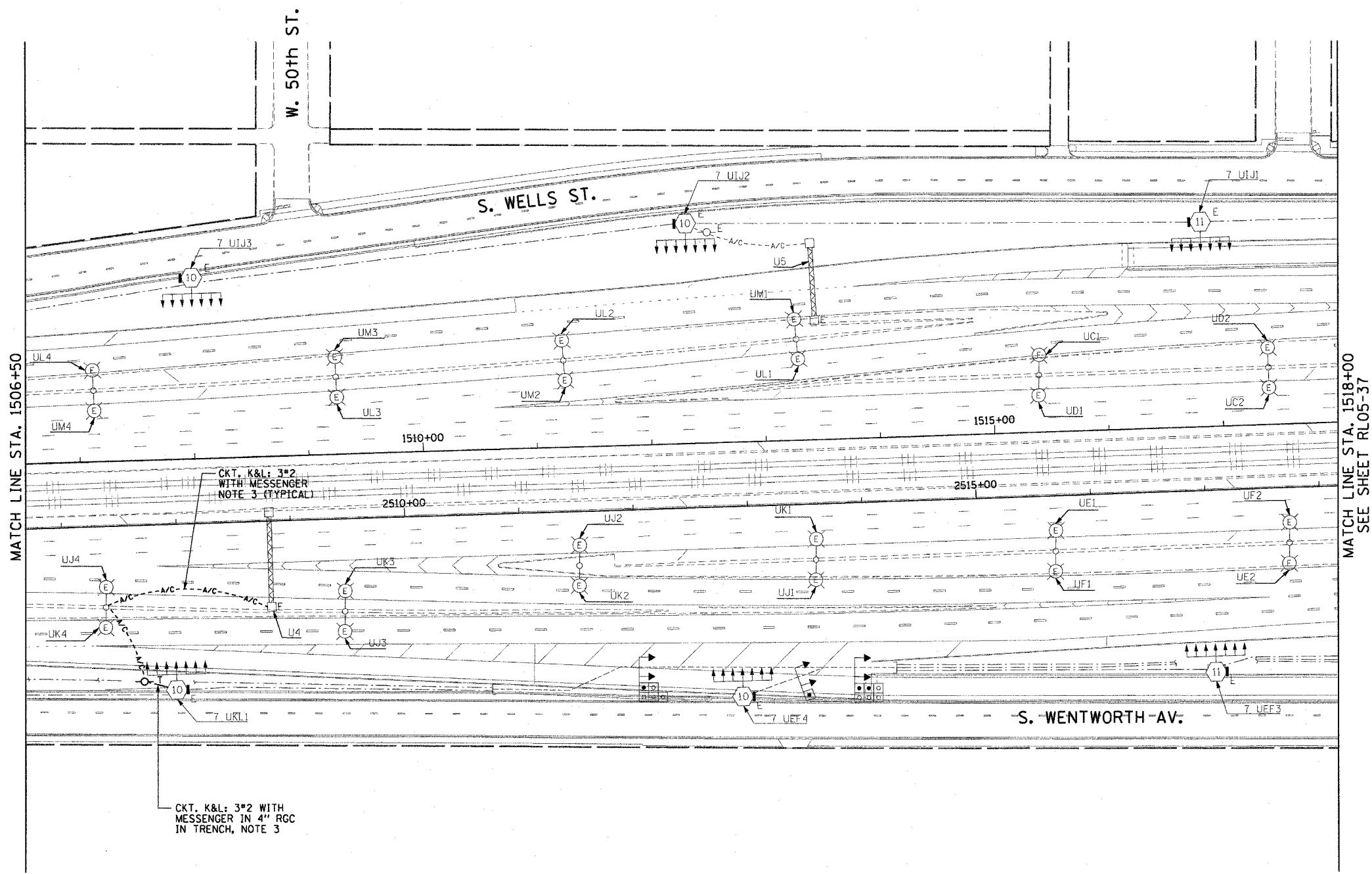
10/15/2004 02:35:30 PM

F.A.I. RTE.	SECTION	COUNTY	TOTAL SHEETS	SHEET NO.
90/94	2003-0311	COOK	976	149
STA. 1506+50.00		TO STA. 1518+00.00		
FED. ROAD DIST. NO. 1		ILLINOIS FED. AID PROJECT		

62583

NOTES:

- SEE DRAWINGS ME-01 AND ME-02 FOR ELECTRICAL SYMBOLS AND ABBREVIATIONS.
- UNLESS NOTED OTHERWISE, ALL ITEMS AND WORK SHOWN IN HEAVY LINE WEIGHT ON THIS DRAWING ARE PROPOSED ITEMS AND WORK.
- PROVIDE A TEMPORARY POWER FEED TO THE EXISTING SIGN TRUSS STRUCTURE LIGHTING UNITS. SEE DRAWING ME-25 FOR TEMPORARY POWER FEED TO SIGN STRUCTURE DETAILS.

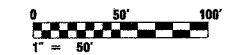


MATCH LINE STA. 1506+50

MATCH LINE STA. 1518+00
SEE SHEET RL05-37

CKT. K&L: 3*2 WITH MESSENGER NOTE 3 (TYPICAL)

CKT. K&L: 3*2 WITH MESSENGER IN 4" RGC IN TRENCH, NOTE 3



RL05-36

REVISIONS	
NAME	DATE

ILLINOIS DEPARTMENT OF TRANSPORTATION
F.A.I. 90/94 (DAN RYAN EXPRESSWAY)
31st STREET TO I-57

**ROADWAY LIGHTING PLANS
PROPOSED IMPROVEMENTS 2005**

SCALE: 1"=50' DRAWN BY: CJM
DATE: October 29, 2004 CHECKED BY: WDS

CTE ENGINEERS
CONSER TOWNSEND ENVIRONMENTAL ENGINEERS, INC.
303 EAST WACKER DRIVE, SUITE 600
CHICAGO, ILLINOIS 60601-5202, PHONE: (312) 938-0300

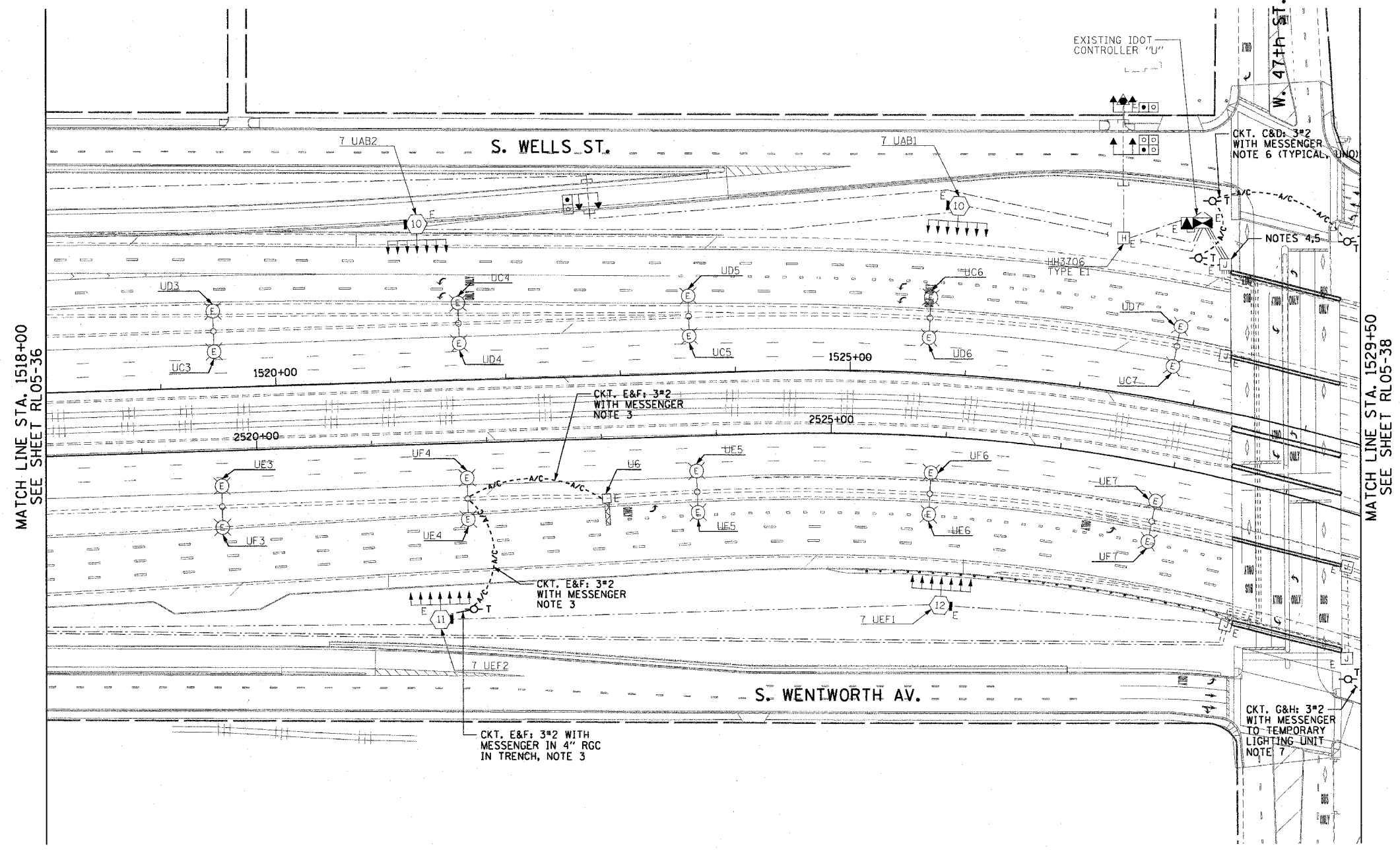
10/15/2004 02:55:32 PM

F.A.I. RTE.	SECTION	COUNTY	TOTAL SHEETS	SHEET NO.
90/94	2003-0311	COOK	976	150
STA. 1518+00.00		TO STA. 1529+50.00		
FED. ROAD DIST. NO. 1		ILLINOIS	FED. AID PROJECT	

62583


NOTES:

- SEE DRAWINGS ME-01 AND ME-02 FOR ELECTRICAL SYMBOLS AND ABBREVIATIONS.
- UNLESS NOTED OTHERWISE, ALL ITEMS AND WORK SHOWN IN HEAVY LINE WEIGHT ON THIS DRAWING ARE PROPOSED ITEMS AND WORK.
- PROVIDE A TEMPORARY POWER FEED TO THE EXISTING SIGN TRUSS STRUCTURE LIGHTING UNITS. SEE DRAWING ME-25 FOR TEMPORARY POWER FEED TO SIGN STRUCTURE DETAILS.
- SPLICE NEW LIGHTING CIRCUIT CABLES TO THE CORRESPONDING EXISTING LIGHTING CIRCUITS LOCATED WITHIN THE EXISTING LIGHTING JUNCTION BOX.
- CONTRACTOR MUST DRILL AN ACCESS HOLE ON THE BOTTOM OF THE EXISTING JUNCTION BOX FOR THE TEMPORARY AERIAL CABLES. PROVIDE A WEATHERTIGHT SEAL WHERE THE AERIAL CABLES ENTER THE JUNCTION BOX.
- PROVIDE A TEMPORARY POWER FEED TO HIGH MAST LIGHT TOWER 7 UC1. SEE DRAWING ME-16 FOR TEMPORARY ROADWAY LIGHTING WOOD POLE DETAILS.
- PROVIDE A TEMPORARY POWER FEED TO THE TEMPORARY LIGHTING UNIT AT STA. 2530+88. SEE DRAWING ME-16 FOR TEMPORARY ROADWAY LIGHTING WOOD POLE DETAILS.



MATCH LINE STA. 1518+00
SEE SHEET RL05-36

MATCH LINE STA. 1529+50
SEE SHEET RL05-38



RL05-37



REVISIONS	
NAME	DATE

ILLINOIS DEPARTMENT OF TRANSPORTATION
F.A.I. 90/94 (DAN RYAN EXPRESSWAY)
31st STREET TO I-57

**ROADWAY LIGHTING PLANS
PROPOSED IMPROVEMENTS 2005**

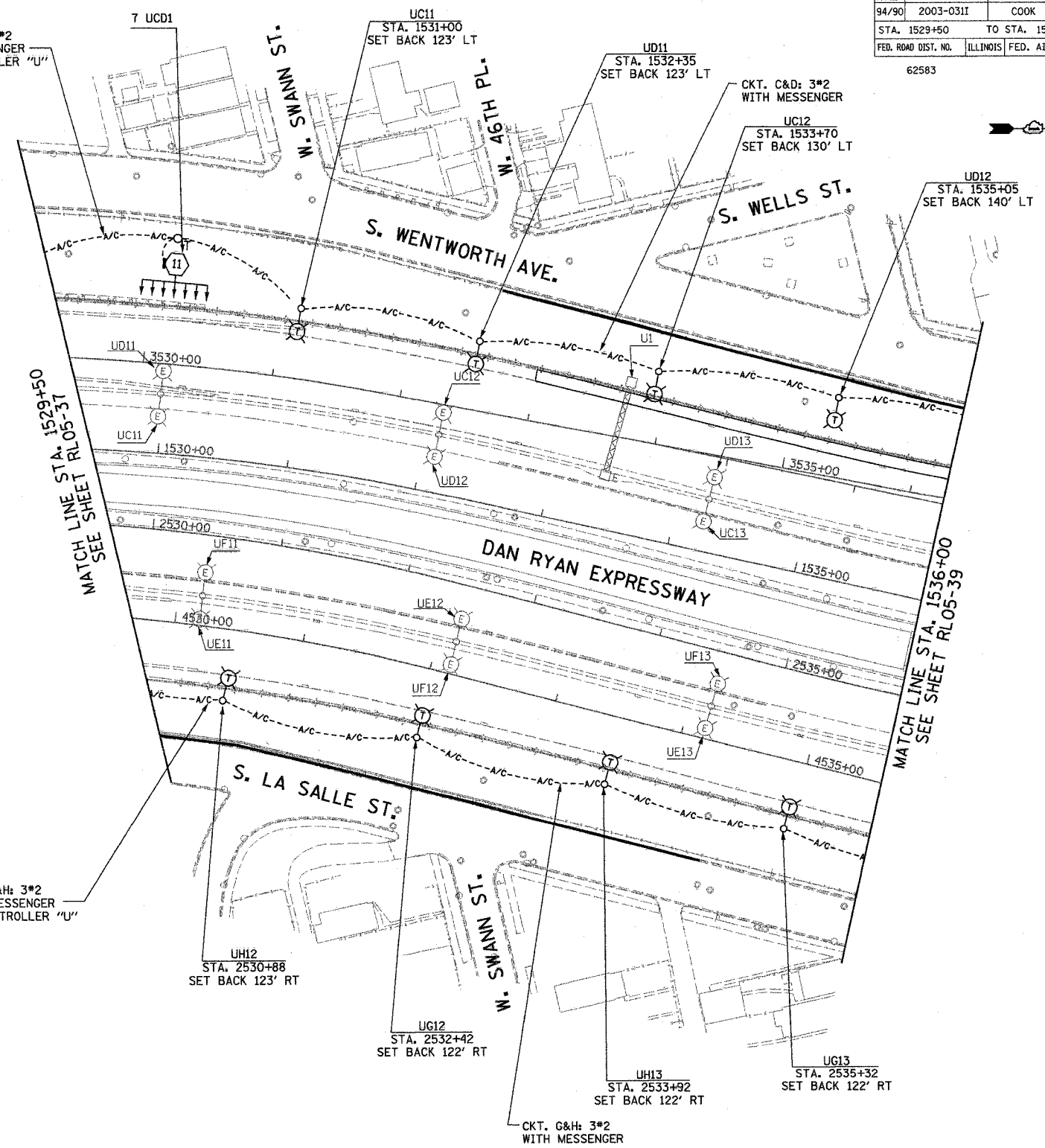
SCALE: 1"=50' DRAWN BY: CJM
DATE: October 29, 2004 CHECKED BY: WDS

10/15/2004 02:35:34 PM

F.A.I. RTE.	SECTION	COUNTY	TOTAL SHEETS	SHEET NO.
94/90	2003-0311	COOK	976	151
STA. 1529+50	TO STA. 1536+00			
FED. ROAD DIST. NO.	ILLINOIS	FED. AID PROJECT		
62583				

- NOTES:**
- SEE DRAWINGS ME-01 AND ME-02 FOR ELECTRICAL SYMBOLS AND ABBREVIATIONS.
 - UNLESS NOTED OTHERWISE, ALL ITEMS AND WORK SHOWN IN HEAVY LINE WEIGHT ON THIS DRAWING ARE PROPOSED NEW ITEMS AND WORK.
 - AERIAL CABLE AND TEMPORARY WOOD POLES SHALL BE INSTALLED TO PROVIDE TEMPORARY CONNECTIONS FOR THE PROPOSED HIGH MAST TOWERS.
 - EXISTING LIGHTING SHALL REMAIN OPERATIONAL UNTIL THE PROPOSED HIGH MAST TOWERS OR TEMPORARY LIGHTING ARE INSTALLED AND OPERATIONAL.
 - TEMPORARY LIGHTING TO BE INSTALLED AS SHOWN, BUT NOT OPERATIONAL.

CKT. C&D: 3*2 WITH MESSENGER TO CONTROLLER "U"



CKT. G&H: 3*2 WITH MESSENGER TO CONTROLLER "U"

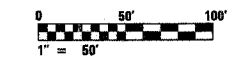
CKT. G&H: 3*2 WITH MESSENGER

MATCH LINE STA. 1529+50
SEE SHEET RL05-37

MATCH LINE STA. 1536+00
SEE SHEET RL05-39

RL05-38

K&E KAM ENGINEERING, INC.
CONSULTING ENGINEERS
707A Davis Road, Suite 205
Eglin, Illinois 60123-1369



REVISIONS	
NAME	DATE

ILLINOIS DEPARTMENT OF TRANSPORTATION
F.A.I. 94/90 (DAN RYAN EXPRESSWAY)
31st STREET TO I-57

**ROADWAY LIGHTING PLANS
PROPOSED IMPROVEMENTS 2005**

SCALE: 1"=50' DRAWN BY: BL
DATE: OCTOBER 29, 2004 CHECKED BY: SM

G:\proj\94\90\31st\Lighting\RL05-38A_05.dwg 10/15/2004 09:55:59 AM

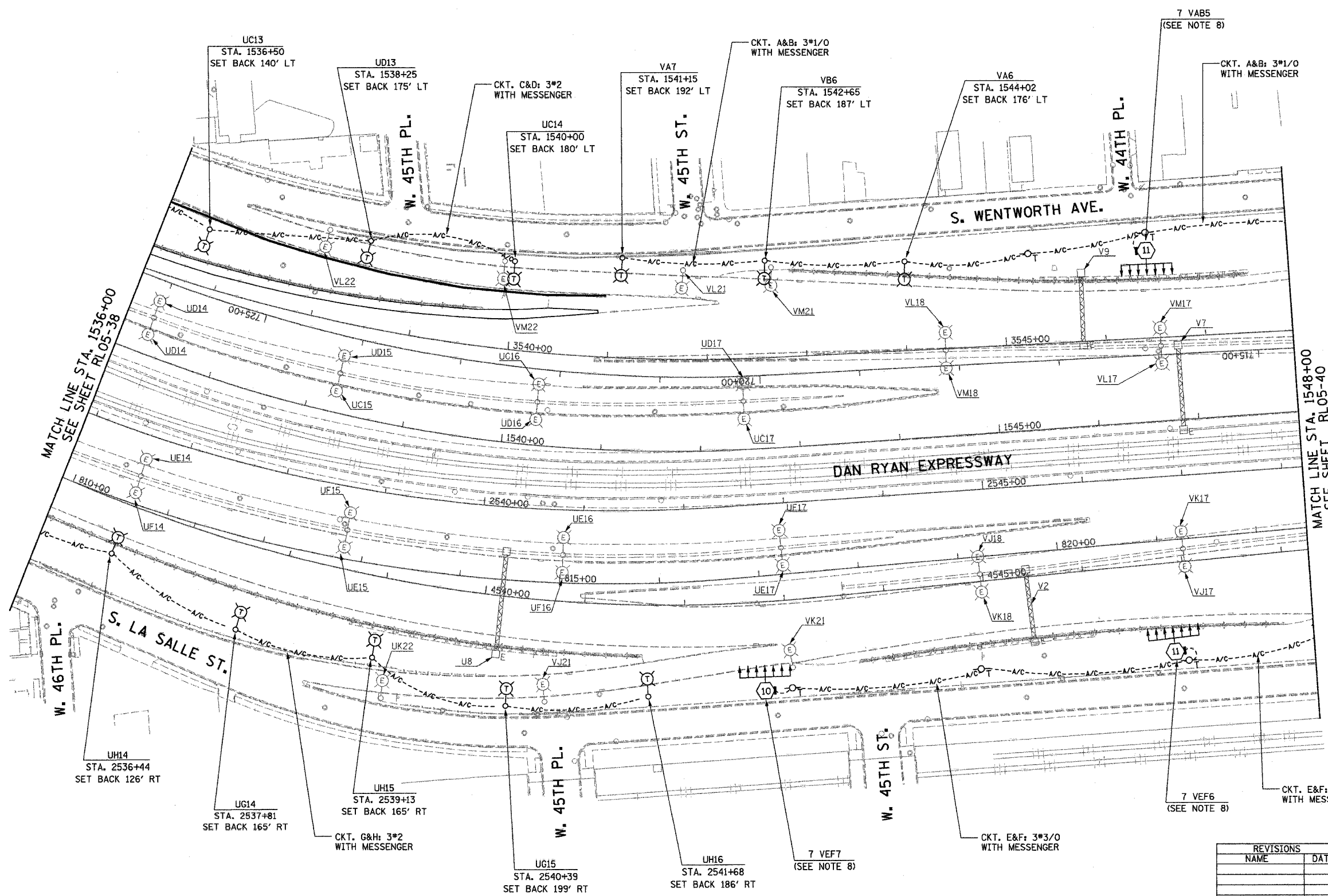
F.A.I. RTE.	SECTION	COUNTY	TOTAL SHEETS	SHEET NO.
94/90	2003-0311	COOK	976	152
STA. 1536+00		TO STA. 1548+00		
FED. ROAD DIST. NO.		ILLINOIS	FED. AID PROJECT	

62583



NOTES:

- SEE DRAWINGS ME-01 AND ME-02 FOR ELECTRICAL SYMBOLS AND ABBREVIATIONS.
- UNLESS NOTED OTHERWISE, ALL ITEMS AND WORK SHOWN IN HEAVY LINE WEIGHT ON THIS DRAWING ARE PROPOSED NEW ITEMS AND WORK.
- SEE DRAWING ES-07 FOR HIGH MAST LIGHT TOWER SCHEDULE.
- PROPOSED HIGH MAST TOWERS SHALL BE INSTALLED AS INDICATED. THE TOWERS SHALL BE CONNECTED TO THE PROPOSED LIGHTING CONTROLLERS.
- AERIAL CABLE AND TEMPORARY WOOD POLES SHALL BE INSTALLED TO PROVIDE TEMPORARY CONNECTIONS FOR THE PROPOSED HIGH MAST TOWERS.
- EXISTING LIGHTING SHALL REMAIN OPERATIONAL UNTIL THE PROPOSED HIGH MAST TOWERS OR TEMPORARY LIGHTING ARE INSTALLED AND OPERATIONAL.
- TEMPORARY LIGHTING SHALL BE INSTALLED AS SHOWN, BUT NOT OPERATIONAL.
- THE HIGH MAST TOWER SHALL BE AFFIXED WITH AN EASILY REMOVABLE TEMPORARY IDENTIFICATION DECAL. PERMANENT IDENTIFICATION DECALS TO BE ADDED AT A LATER DATE.

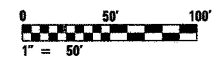


MATCH LINE STA. 1536+00
SEE SHEET RL05-38

MATCH LINE STA. 1548+00
SEE SHEET RL05-40

RL05-39

K&E KAM ENGINEERING, INC.
CONSULTING ENGINEERS
707A Davis Road, Suite 205
Elgin, Illinois 60123-1369



REVISIONS	
NAME	DATE

ILLINOIS DEPARTMENT OF TRANSPORTATION
F.A.I. 94/90 (DAN RYAN EXPRESSWAY)
31st STREET TO I-57

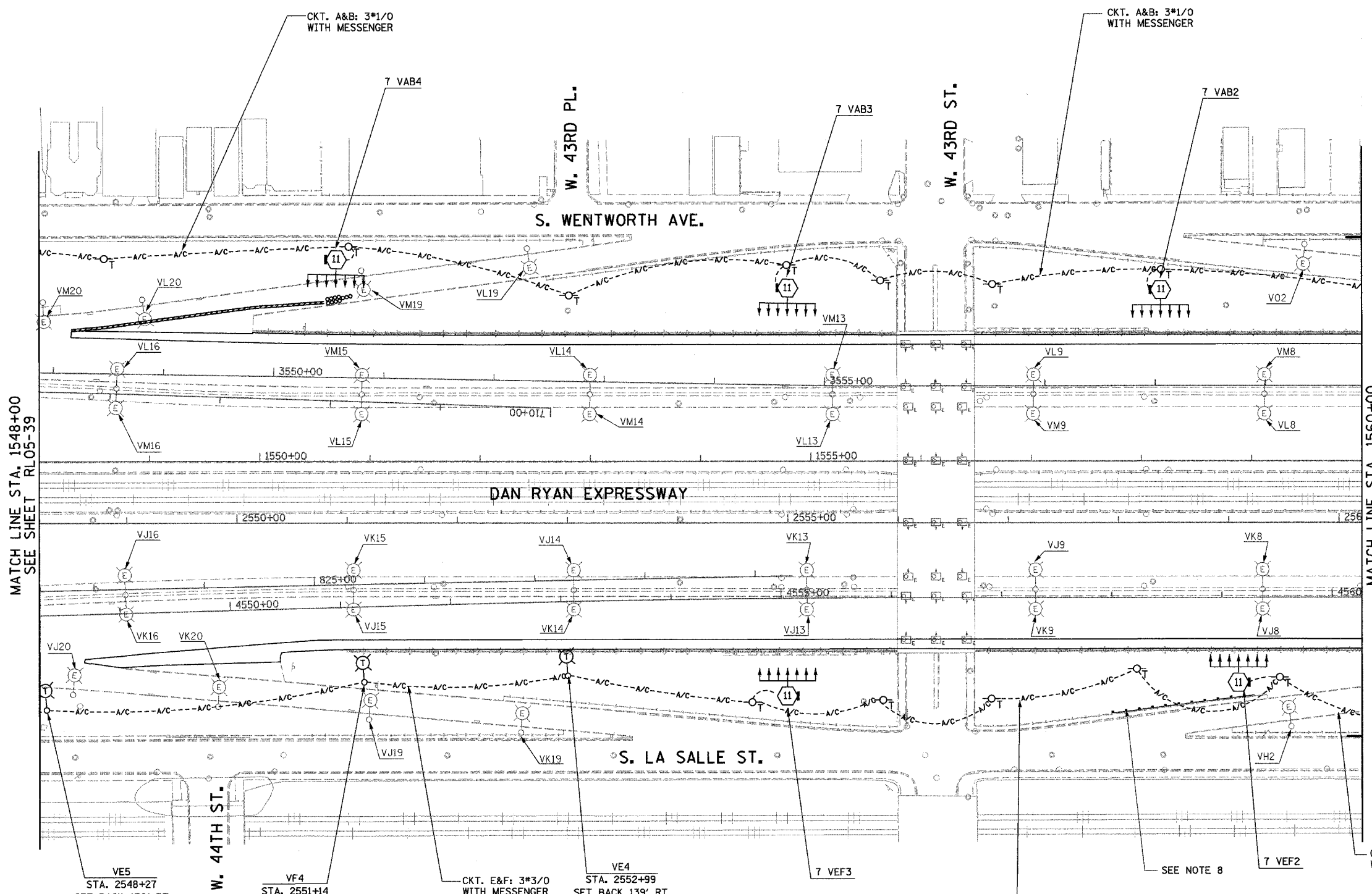
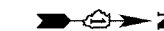
**ROADWAY LIGHTING PLANS
PROPOSED IMPROVEMENTS 2005**

SCALE: 1"=50' DRAWN BY: BL
DATE: OCTOBER 29, 2004 CHECKED BY: SM

10/15/2004 10:21 AM

F.A.I. RTE.	SECTION	COUNTY	TOTAL SHEETS	SHEET NO.
94/90	2003-0311	COOK	976	153
STA. 1548+00		TO STA. 1560+00		
FED. ROAD DIST. NO.	ILLINOIS	FED. AID PROJECT		

62583



NOTES:

1. SEE DRAWINGS ME-01 AND ME-02 FOR ELECTRICAL SYMBOLS AND ABBREVIATIONS.
2. UNLESS NOTED OTHERWISE, ALL ITEMS AND WORK SHOWN IN HEAVY LINE WEIGHT ON THIS DRAWING ARE PROPOSED NEW ITEMS AND WORK.
3. SEE DRAWING ES-07 FOR HIGH MAST LIGHT TOWER SCHEDULE.
4. PROPOSED HIGH MAST TOWERS SHALL BE INSTALLED AS INDICATED. THE TOWERS SHALL BE CONNECTED TO THE PROPOSED LIGHTING CONTROLLERS.
5. AERIAL CABLE AND TEMPORARY WOOD POLES SHALL BE INSTALLED TO PROVIDE TEMPORARY CONNECTIONS FOR THE PROPOSED HIGH MAST TOWERS.
6. EXISTING LIGHTING SHALL REMAIN OPERATIONAL UNTIL THE PROPOSED HIGH MAST TOWERS OR TEMPORARY LIGHTING ARE INSTALLED AND OPERATIONAL.
7. TEMPORARY LIGHTING SHALL BE INSTALLED AS SHOWN, BUT NOT OPERATIONAL.
8. GUARDRAIL SHALL BE INSTALLED PRIOR TO WHEN HIGH MAST TOWER 7VEF2 IS INSTALLED. EXACT LOCATION TO BE CONFIRMED IN THE FIELD.

MATCH LINE STA. 1548+00
SEE SHEET RL05-39

MATCH LINE STA. 1560+00
SEE SHEET RL05-41

RL05-40

K&E
KAM ENGINEERING, INC.
CONSULTING ENGINEERS
707A Davis Road, Suite 205
Elgin, Illinois 60123-1369



REVISIONS	
NAME	DATE

ILLINOIS DEPARTMENT OF TRANSPORTATION
F.A.I. 94/90 (DAN RYAN EXPRESSWAY)
31st STREET TO I-57

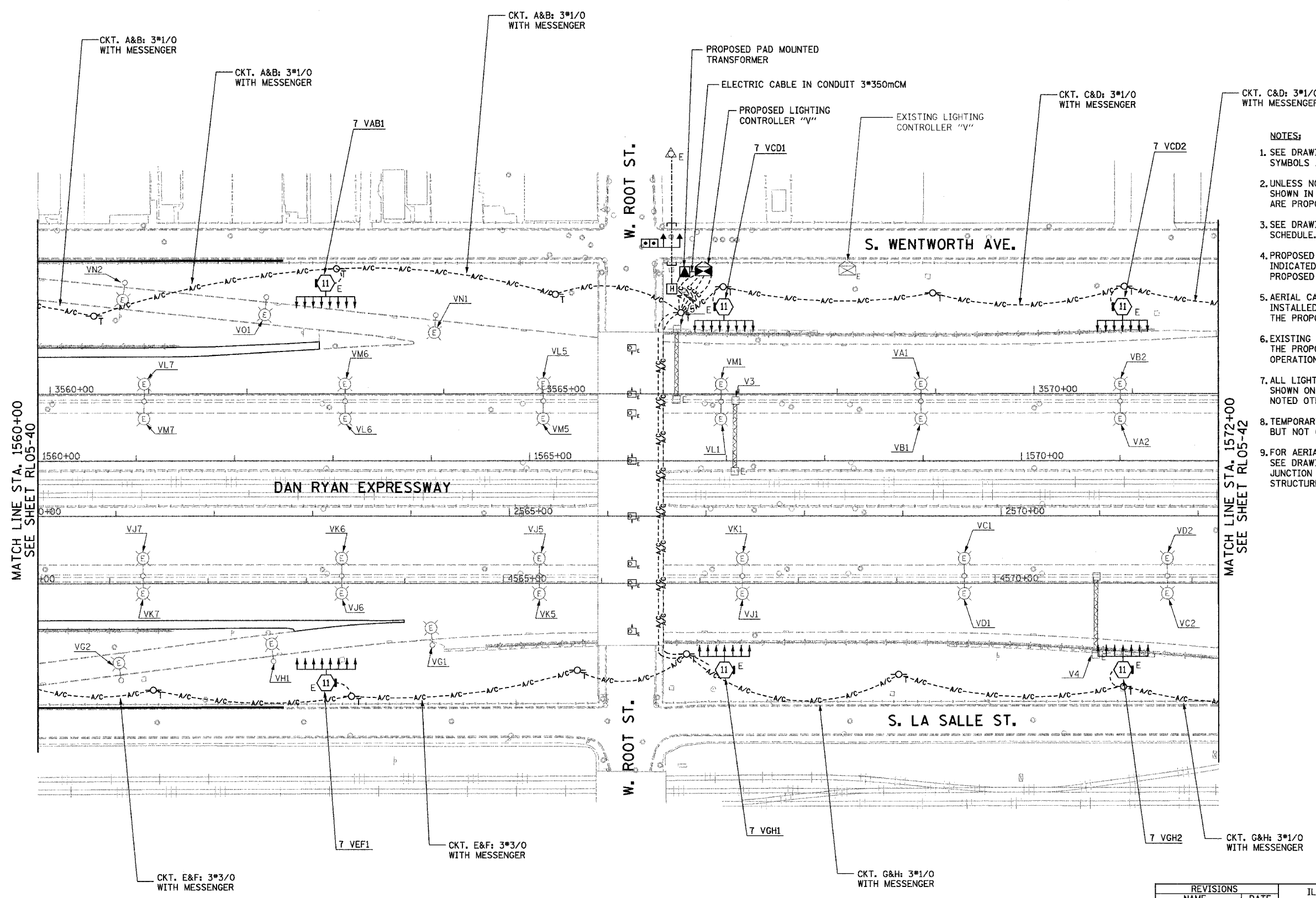
**ROADWAY LIGHTING PLANS
PROPOSED IMPROVEMENTS 2005**

SCALE: 1"=50'
DATE: OCTOBER 29, 2004
DRAWN BY: BL
CHECKED BY: SM

04/4/39 PM
01/24/2005

F.A.I. RTE.	SECTION	COUNTY	TOTAL SHEETS	SHEET NO.
94/90	2003-0311	COOK	976	154
STA. 1560+00		TO STA. 1572+00		
FED. ROAD DIST. NO.		ILLINOIS FED. AID PROJECT		

62583



- NOTES:**
- SEE DRAWINGS ME-01 AND ME-02 FOR ELECTRICAL SYMBOLS AND ABBREVIATIONS.
 - UNLESS NOTED OTHERWISE, ALL ITEMS AND WORK SHOWN IN HEAVY LINE WEIGHT ON THIS DRAWING ARE PROPOSED NEW ITEMS AND WORK.
 - SEE DRAWING ES-07 FOR HIGH MAST LIGHT TOWER SCHEDULE.
 - PROPOSED HIGH MAST TOWERS SHALL BE INSTALLED AS INDICATED. THE TOWERS SHALL BE CONNECTED TO THE PROPOSED LIGHTING CONTROLLERS.
 - AERIAL CABLE AND TEMPORARY WOOD POLES SHALL BE INSTALLED TO PROVIDE TEMPORARY CONNECTIONS FOR THE PROPOSED HIGH MAST TOWERS.
 - EXISTING LIGHTING SHALL REMAIN OPERATIONAL UNTIL THE PROPOSED HIGH MAST TOWERS ARE INSTALLED AND OPERATIONAL.
 - ALL LIGHTING CONTROLLERS MUST BE INSTALLED AS SHOWN ON DRAWINGS ME-18 THROUGH ME-20, UNLESS NOTED OTHERWISE.
 - TEMPORARY LIGHTING SHALL BE INSTALLED AS SHOWN, BUT NOT OPERATIONAL.
 - FOR AERIAL CABLE ATTACHED TO BRIDGE STRUCTURE, SEE DRAWING ME-25B. THE AERIAL CABLE TO THE JUNCTION BOX IS NOT APPLICABLE AT THIS BRIDGE STRUCTURE.

MATCH LINE STA. 1560+00
SEE SHEET RL05-40

MATCH LINE STA. 1572+00
SEE SHEET RL05-42

RL05-41

K&E KAM ENGINEERING, INC.
CONSULTING ENGINEERS
707A Davis Road, Suite 205
Elgin, Illinois 60123-1369



REVISIONS	
NAME	DATE

ILLINOIS DEPARTMENT OF TRANSPORTATION
F.A.I. 94/90 (DAN RYAN EXPRESSWAY)
31st STREET TO I-57

**ROADWAY LIGHTING PLANS
PROPOSED IMPROVEMENTS 2005**

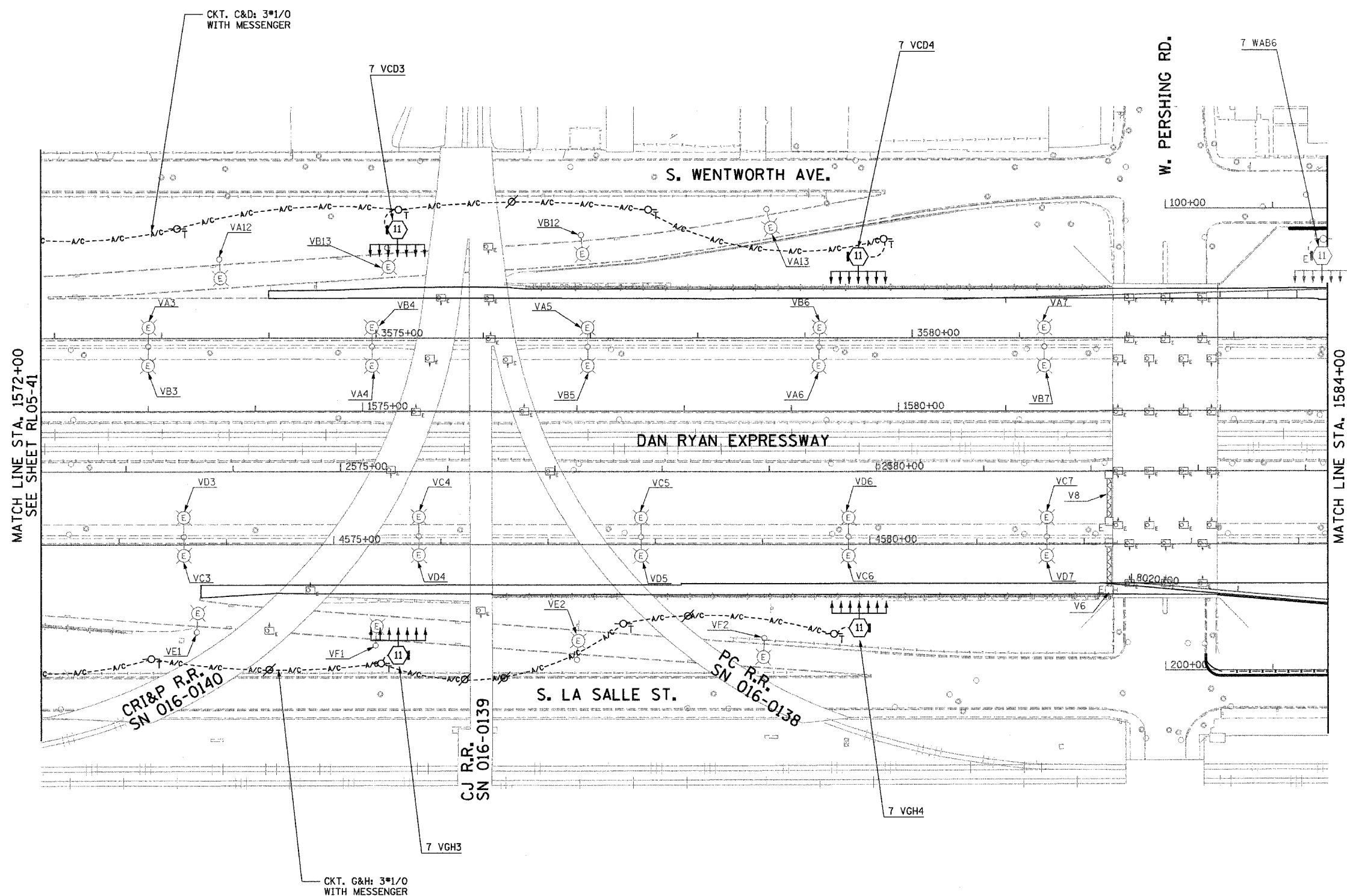
SCALE: 1"=50'
DATE: OCTOBER 29, 2004

DRAWN BY: BL
CHECKED BY: SM

G:\proj\94\90\Lighting\RL05-41.dwg 11/23/2004 08:25:52 PM

F.A.I. RTE.	SECTION	COUNTY	TOTAL SHEETS	SHEET NO.
94/90	2003-0311	COOK	976	155
STA. 1572+00		TO STA. 1584+00		
FED. ROAD DIST. NO.	ILLINOIS	FED. AID PROJECT		

62583



NOTES:

1. SEE DRAWINGS ME-01 AND ME-02 FOR ELECTRICAL SYMBOLS AND ABBREVIATIONS.
2. UNLESS NOTED OTHERWISE, ALL ITEMS AND WORK SHOWN IN HEAVY LINE WEIGHT ON THIS DRAWING ARE PROPOSED NEW ITEMS AND WORK.
3. SEE DRAWING ES-07 FOR HIGH MAST LIGHT TOWER SCHEDULE.
4. PROPOSED HIGH MAST TOWERS SHALL BE INSTALLED AS INDICATED. THE TOWERS SHALL BE CONNECTED TO THE PROPOSED LIGHTING CONTROLLERS.
5. AERIAL CABLE AND TEMPORARY WOOD POLES SHALL BE INSTALLED TO PROVIDE TEMPORARY CONNECTIONS FOR THE PROPOSED HIGH MAST TOWERS.
6. EXISTING LIGHTING SHALL REMAIN OPERATIONAL UNTIL THE PROPOSED HIGH MAST TOWERS ARE INSTALLED AND OPERATIONAL.
7. THE CONTRACTOR SHALL ENSURE THAT THE REQUIRED CLEARANCE OVER THE RR TRACKS IS MAINTAINED WITH THE AERIAL CABLE.

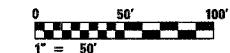
MATCH LINE STA. 1572+00
SEE SHEET RL05-41

MATCH LINE STA. 1584+00
SEE SHEET RL05-43

RL05-42



KAM ENGINEERING, INC.
CONSULTING ENGINEERS
707A Davis Road, Suite 205
Elgin, Illinois 60123-1369



REVISIONS	
NAME	DATE

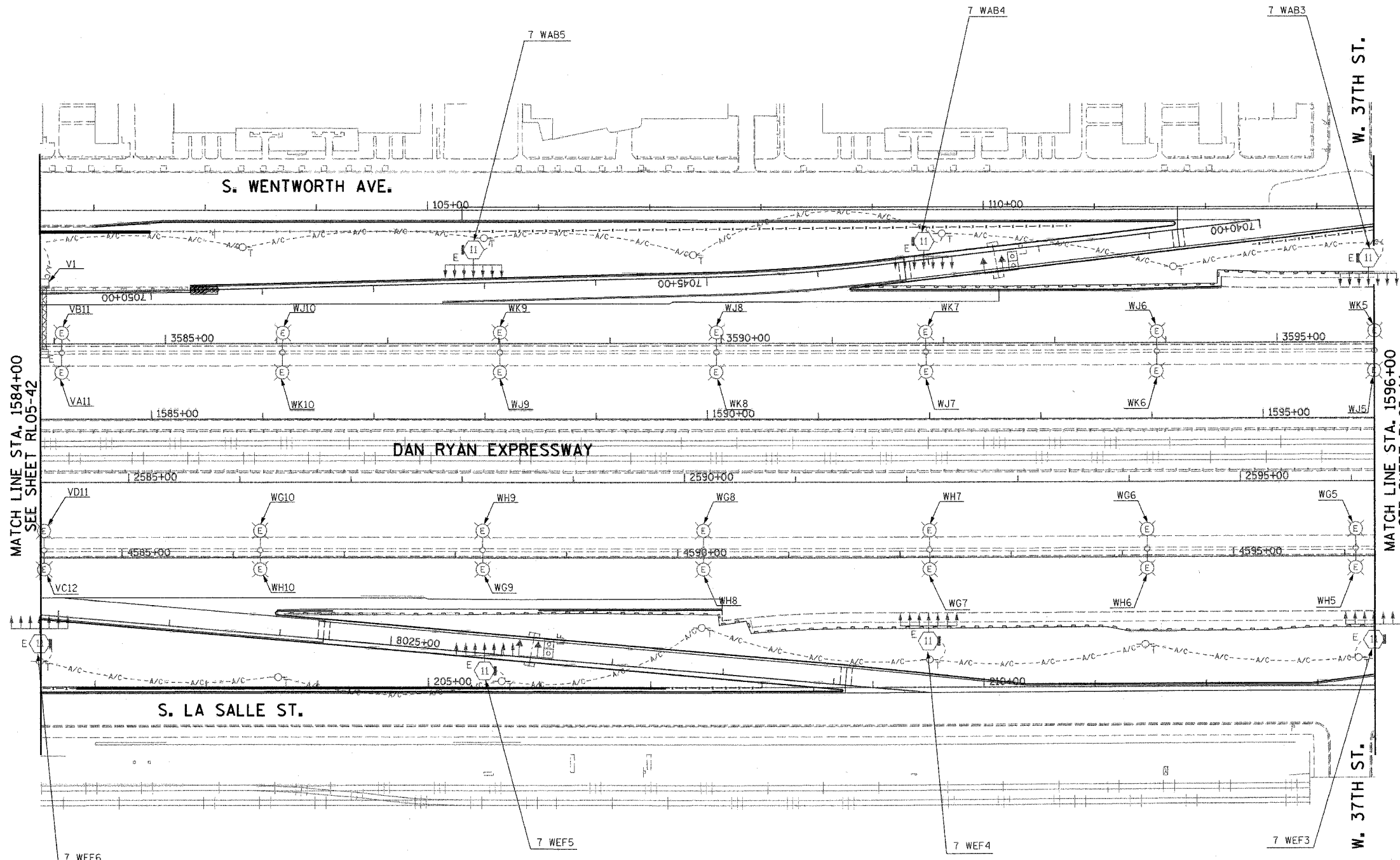
ILLINOIS DEPARTMENT OF TRANSPORTATION
F.A.I. 94/90 (DAN RYAN EXPRESSWAY)
31st STREET TO I-57

**ROADWAY LIGHTING PLANS
PROPOSED IMPROVEMENTS 2005**

SCALE: 1"=50'
DATE: OCTOBER 29, 2004
DRAWN BY: BL
CHECKED BY: SM

G:\proj\9490\9490.dwg 3/29/04 3:29:58 PM 11/23/2004 02:46 PM

F.A.I. RTE.	SECTION	COUNTY	TOTAL SHEETS	SHEET NO.
94/90	2003-0311	COOK	976	156
STA. 1584+00		TO STA. 1596+00		
FED. ROAD DIST. NO.		ILLINOIS	FED. AID PROJECT	
62583				



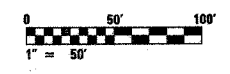
NOTE:
1. SEE DRAWINGS ME-01 AND ME-02 FOR ELECTRICAL SYMBOLS AND ABBREVIATIONS.

MATCH LINE STA. 1584+00
SEE SHEET RL05-42

MATCH LINE STA. 1596+00
SEE SHEET RL05-44

RL05-43

KAM ENGINEERING, INC.
CONSULTING ENGINEERS
707A Davis Road, Suite 205
Eglin, Illinois 60123-1369



REVISIONS	
NAME	DATE

ILLINOIS DEPARTMENT OF TRANSPORTATION
F.A.I. 94/90 (DAN RYAN EXPRESSWAY)
31st STREET TO I-57

**ROADWAY LIGHTING PLANS
PROPOSED IMPROVEMENTS 2005**

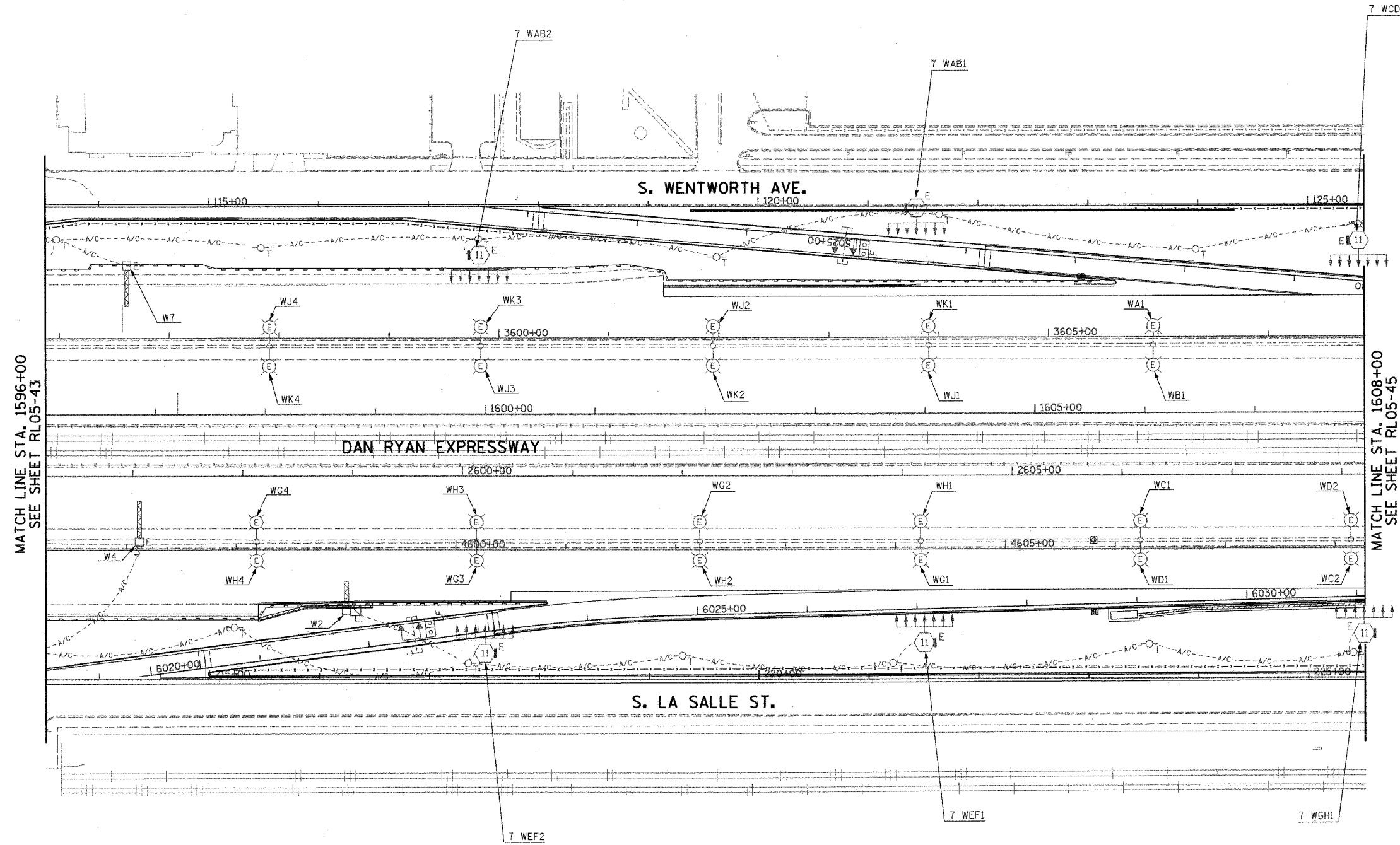
SCALE: 1"=50' DRAWN BY: BL
DATE: OCTOBER 29, 2004 CHECKED BY: SM

02/15/2004 10:59:31 AM

F.A.I. R.T.E.	SECTION	COUNTY	TOTAL SHEETS	SHEET NO.
94/90	2003-0311	COOK	976	157
STA. 1596+00		TO STA. 1608+00		
FED. ROAD DIST. NO.		ILLINOIS FED. AID PROJECT		
		62583		



NOTE:
1. SEE DRAWINGS ME-01 AND ME-02 FOR ELECTRICAL SYMBOLS AND ABBREVIATIONS.

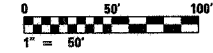


MATCH LINE STA. 1596+00
SEE SHEET RL05-43

MATCH LINE STA. 1608+00
SEE SHEET RL05-45

RL05-44

K&E KAM ENGINEERING, INC.
CONSULTING ENGINEERS
707A Davis Road, Suite 205
Elgin, Illinois 60123-1369



REVISIONS	
NAME	DATE

ILLINOIS DEPARTMENT OF TRANSPORTATION
F.A.I. 94/90 (DAN RYAN EXPRESSWAY)
31st STREET TO I-57

**ROADWAY LIGHTING PLANS
PROPOSED IMPROVEMENTS 2005**

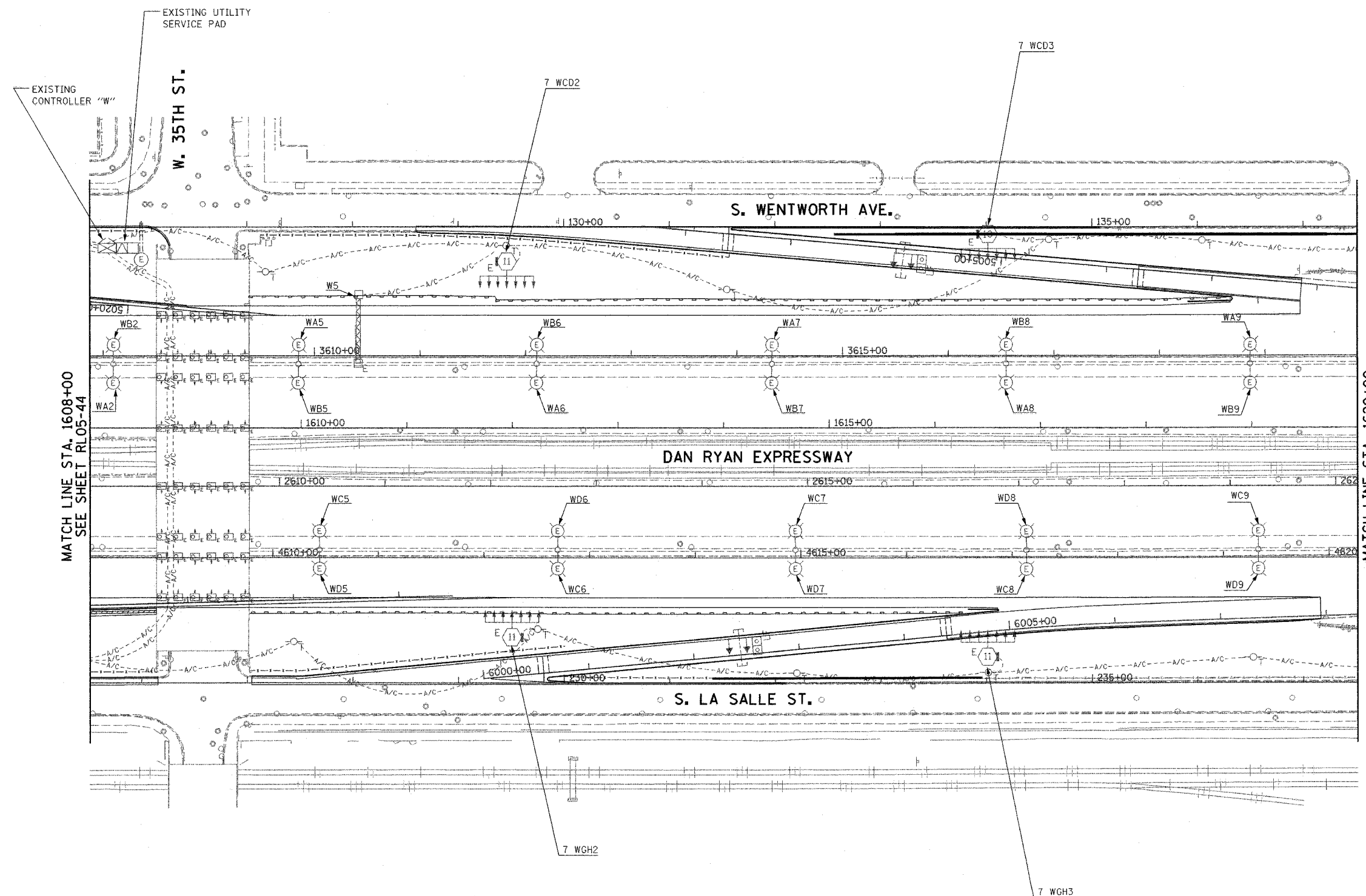
SCALE: 1"=50' DRAWN BY: BL
DATE: OCTOBER 29, 2004 CHECKED BY: SM

10/15/2004 160843 AM

F.A.I. RTE.	SECTION	COUNTY	TOTAL SHEETS	SHEET NO.
94/90	2003-03II	COOK	976	158
STA. 1608+00		TO STA. 1620+00		
FED. ROAD DIST. NO.	ILLINOIS	FED. AID PROJECT		
62583				



NOTE:
1. SEE DRAWINGS ME-01 AND ME-02 FOR ELECTRICAL SYMBOLS AND ABBREVIATIONS.




MATCH LINE STA. 1608+00
SEE SHEET RL05-44

MATCH LINE STA. 1620+00
SEE SHEET RL05-46

RL05-45

K&E KAM ENGINEERING, INC.
CONSULTING ENGINEERS
707A Davis Road, Suite 205
Elgin, Illinois 60123-1369



REVISIONS	
NAME	DATE

ILLINOIS DEPARTMENT OF TRANSPORTATION
F.A.I. 94/90 (DAN RYAN EXPRESSWAY)
31st STREET TO I-57

**ROADWAY LIGHTING PLANS
PROPOSED IMPROVEMENTS 2005**

SCALE: 1"=50'
DATE: OCTOBER 29, 2004
DRAWN BY: BL
CHECKED BY: SM

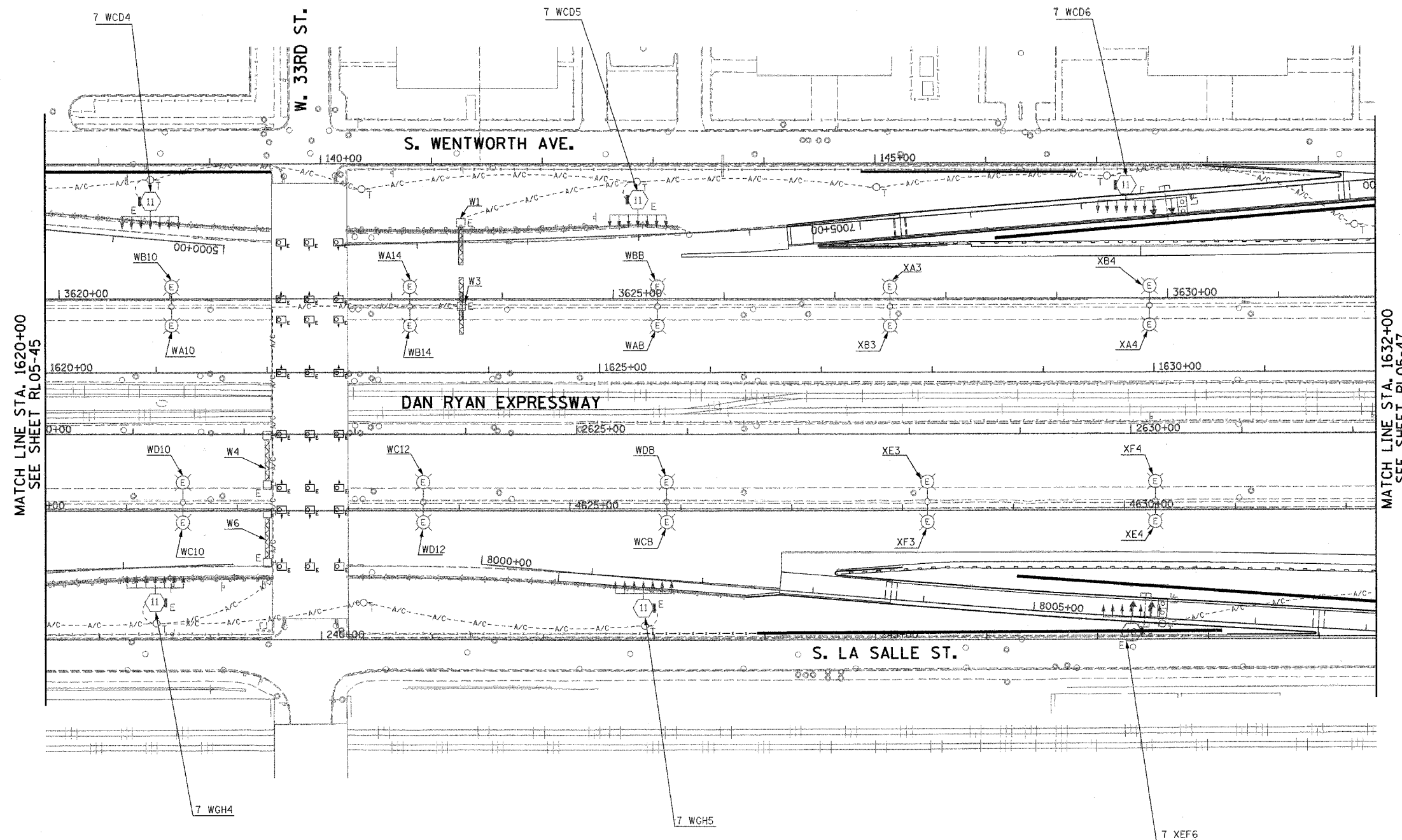
G:\proj\94\90\31st\31st\Lighting\RL05-45.dwg 10/15/2004 11:52:21 AM

F.A.I. RTE.	SECTION	COUNTY	TOTAL SHEETS	SHEET NO.
94/90	2003-0311	COOK	976	159
STA. 1620+00		TO STA. 1632+00		
FED. ROAD DIST. NO.	ILLINOIS	FED. AID PROJECT		
62583				



NOTE:

- SEE DRAWINGS ME-01 AND ME-02 FOR ELECTRICAL SYMBOLS AND ABBREVIATIONS.

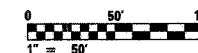


MATCH LINE STA. 1620+00
SEE SHEET RL05-45

MATCH LINE STA. 1632+00
SEE SHEET RL05-47

RL05-46

K&E KAM ENGINEERING, INC.
CONSULTING ENGINEERS
707A Davis Road, Suite 205
Elgin, Illinois 60123-1369



REVISIONS	
NAME	DATE

ILLINOIS DEPARTMENT OF TRANSPORTATION
F.A.I. 94/90 (DAN RYAN EXPRESSWAY)
31st STREET TO I-57

ROADWAY LIGHTING PLANS
PROPOSED IMPROVEMENTS 2005

SCALE: 1"=50'

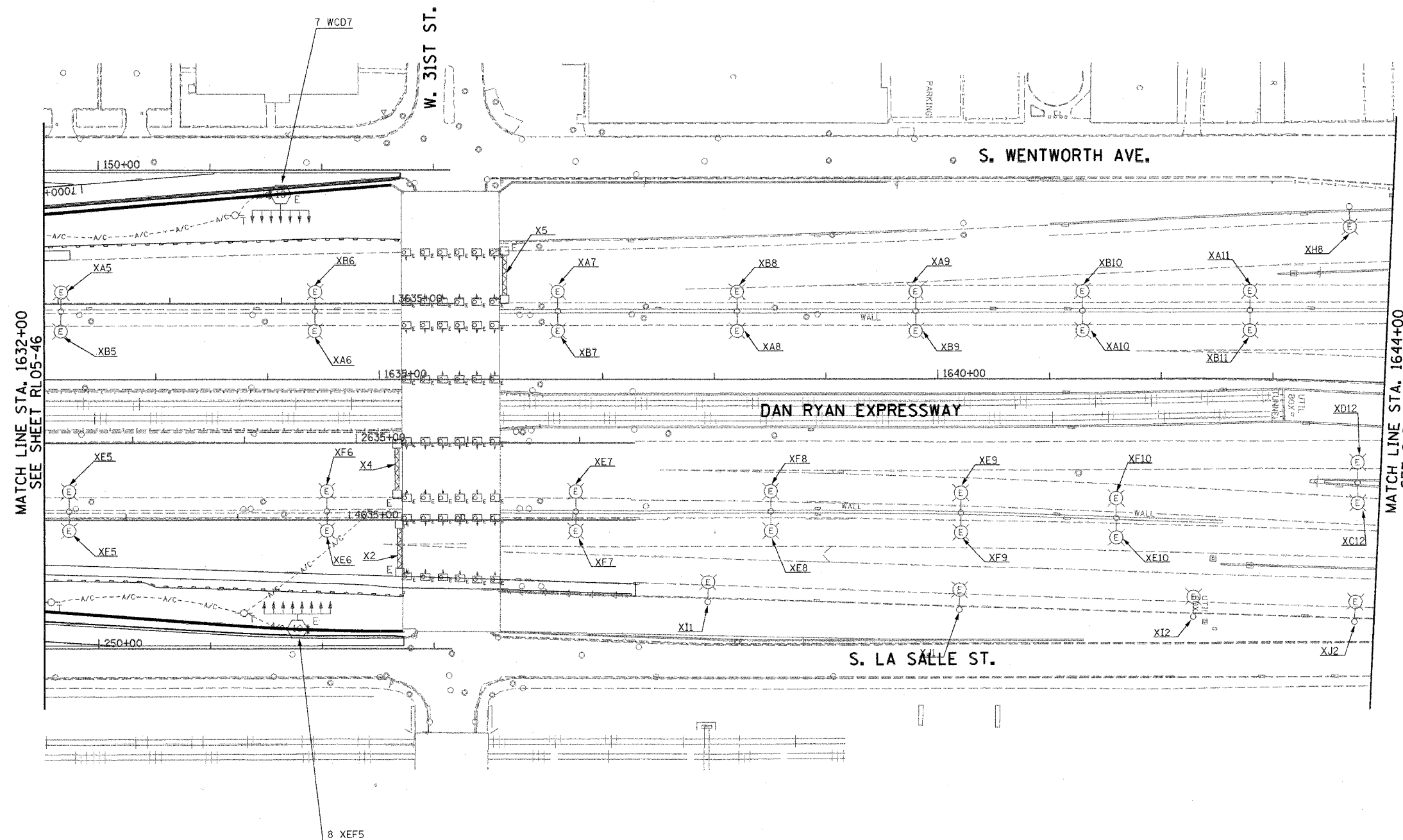
DATE: OCTOBER 29, 2004

DRAWN BY: BL

CHECKED BY: SM

11/9/09 AM 10/15/2004

F.A.I. RTE.	SECTION	COUNTY	TOTAL SHEETS	SHEET NO.
94/90	2003-0311	COOK	976	160
STA. 1632+00	TO STA. 1644+00			
FED. ROAD DIST. NO.	ILLINOIS	FED. AID PROJECT		
62583				



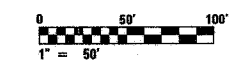
NOTE:
 1. SEE DRAWINGS ME-01 AND ME-02 FOR ELECTRICAL SYMBOLS AND ABBREVIATIONS.

MATCH LINE STA. 1632+00
SEE SHEET RL05-46

MATCH LINE STA. 1644+00
SEE SHEET RL05-48

RL05-47

KAM ENGINEERING, INC.
 CONSULTING ENGINEERS
 707A Davis Road, Suite 205
 Elgin, Illinois 60123-1369



REVISIONS	
NAME	DATE

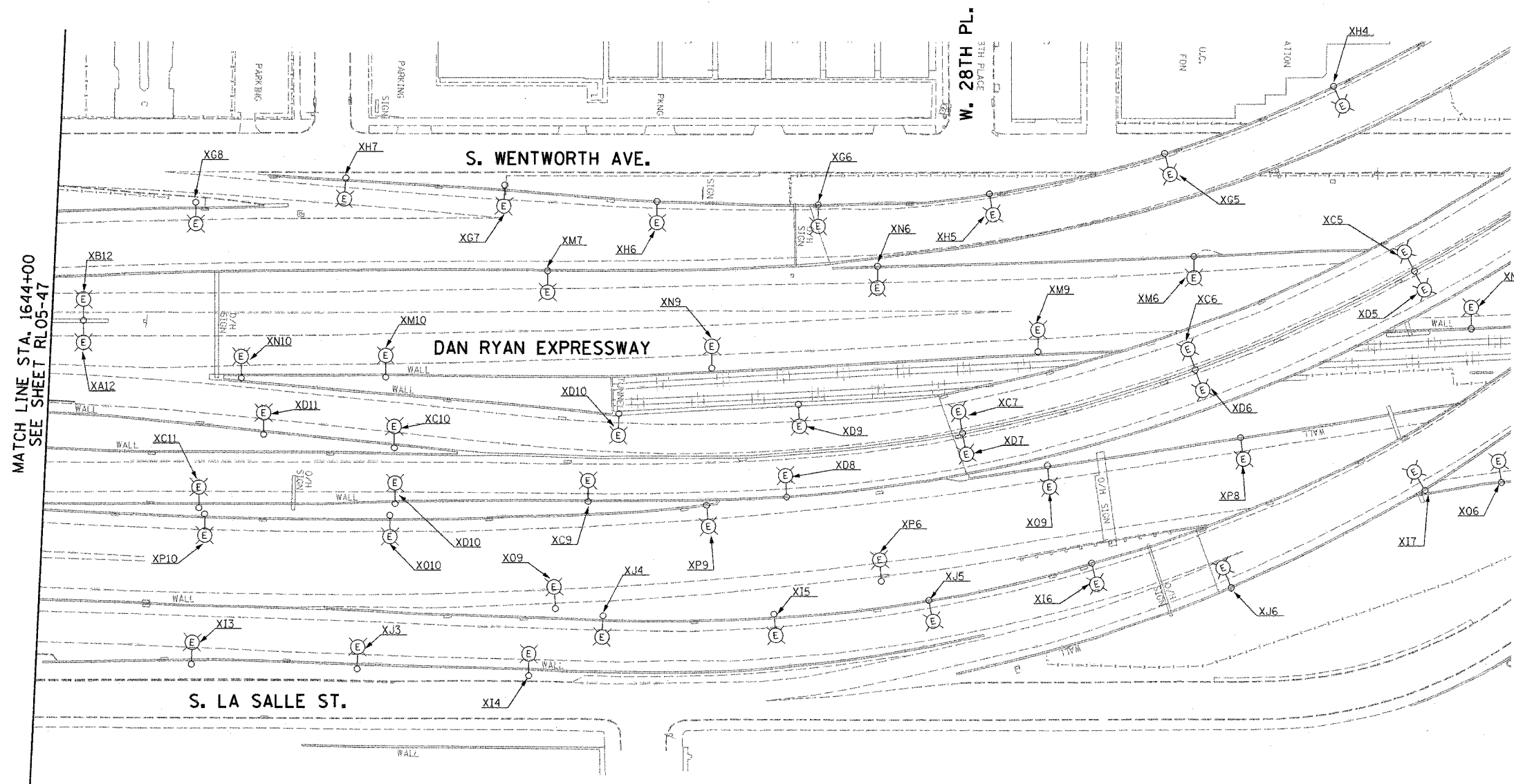
ILLINOIS DEPARTMENT OF TRANSPORTATION
 F.A.I. 94/90 (DAN RYAN EXPRESSWAY)
 31st STREET TO I-57

**ROADWAY LIGHTING PLANS
 PROPOSED IMPROVEMENTS 2005**

SCALE: 1"=50'
 DATE: OCTOBER 29, 2004
 DRAWN BY: BL
 CHECKED BY: SM

G:\work\94\90\9403\Lighting\RL05-47A.DWG 11/23/04 10:05:20 AM

F.A.I. RTE.	SECTION	COUNTY	TOTAL SHEETS	SHEET NO.
94/90	2003-0311	COOK	976	161
STA. 1644+00	TO STA.			
FED. ROAD DIST. NO.	ILLINOIS	FED. AID PROJECT		
62583				



MATCH LINE STA. 1644+00
SEE SHEET RL05-47

NOTES:
1. SEE DRAWINGS ME-01 AND ME-02 FOR ELECTRICAL SYMBOLS AND ABBREVIATIONS.

RL05-48

K&E KAM ENGINEERING, INC.
CONSULTING ENGINEERS
707A Davis Road, Suite 205
Elgin, Illinois 60123-1369



REVISIONS	
NAME	DATE

ILLINOIS DEPARTMENT OF TRANSPORTATION
F.A.I. 94/90 (DAN RYAN EXPRESSWAY)
31st STREET TO I-57

ROADWAY LIGHTING PLANS
PROPOSED IMPROVEMENTS 2005

SCALE: 1"=50'
DATE: OCTOBER 29, 2004
DRAWN BY: BL
CHECKED BY: SM

G:\proj\mca\job_2329_SHT_LIGHTING\RL05-48A.DWG 11/27/04 11:27:24 AM

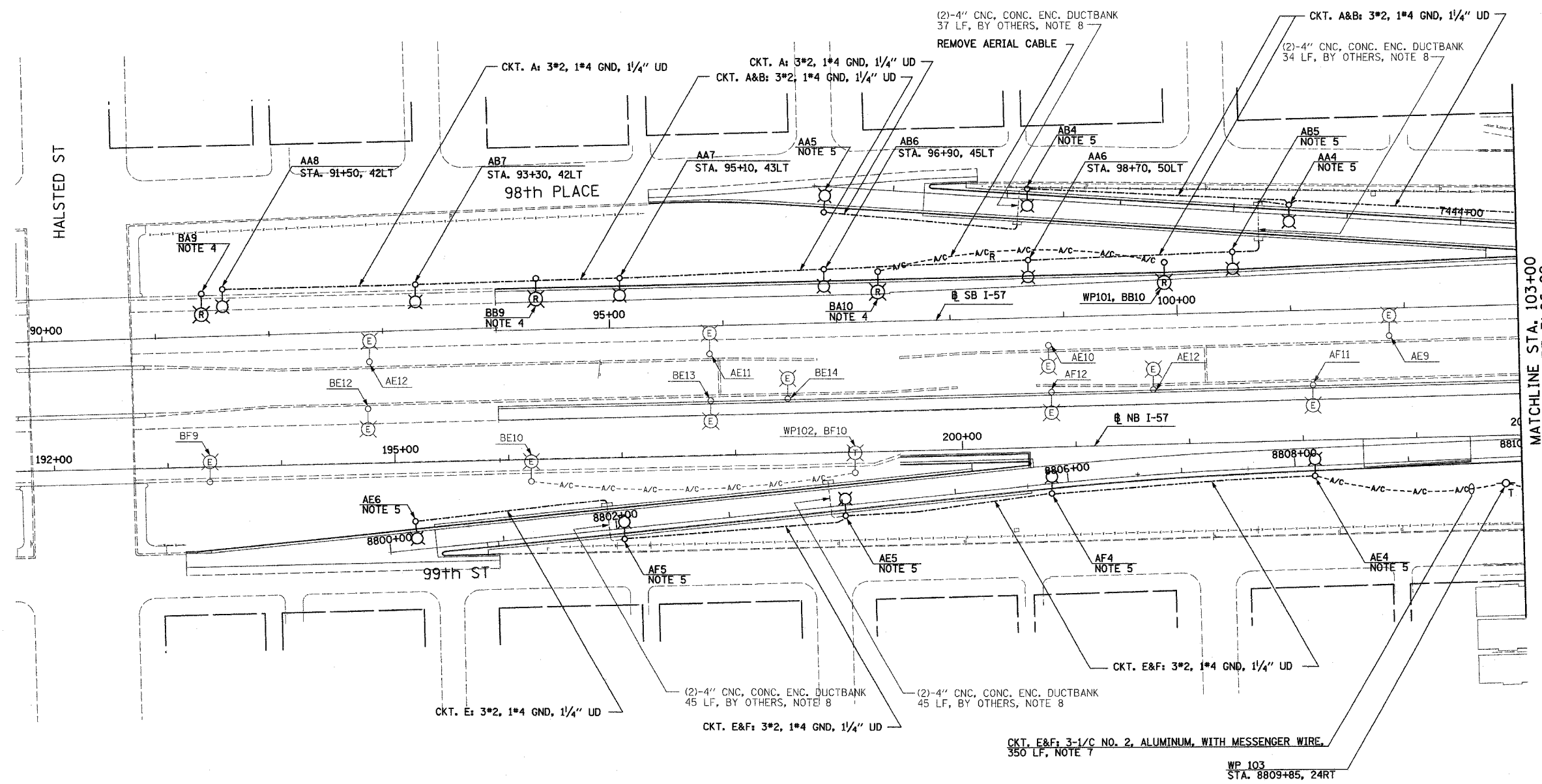
F.A.I. RTE.	SECTION	COUNTY	TOTAL SHEETS	SHEET NO.
90/94	2003-03II	COOK	976	162
STA.		TO STA.		
FED. ROAD DIST. NO.	ILLINOIS	FED. AID PROJECT		

62583

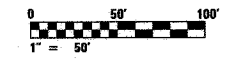


NOTES:

- SEE DRAWINGS ME-01 AND ME-02 FOR ELECTRICAL SYMBOLS AND ABBREVIATIONS.
- UNLESS NOTED OTHERWISE, ALL ITEMS AND WORK SHOWN IN HEAVY LINE WEIGHT ON THIS DRAWING ARE PROPOSED NEW ITEMS OF WORK.
- THE EXISTING ROADWAY LIGHTING SYSTEM SHALL REMAIN IN OPERATION UNTIL THE PROPOSED ROADWAY LIGHTING SYSTEM HAS BEEN INSTALLED, ENERGIZED, TESTED, AND ACCEPTED BY THE ENGINEER, UNLESS OTHERWISE DIRECTED BY THE ENGINEER.
- REMOVAL OF LIGHT POLE AND LUMINAIRE ARE PART OF THIS CONTRACT. FOUNDATION REMOVAL SHALL BE BY OTHERS.
- FOUNDATIONS SHALL BE PROVIDED UNDER CONTRACT 62694 AND 62695. CONTRACTOR TO COORDINATE WITH THESE CONTRACTS FOR INSTALLATION OF LIGHT POLE AND LUMINAIRE.
- PROPOSED RAMP LIGHTING SHALL BE INSTALLED AND ENERGIZED PRIOR TO OPENING OF RAMP. COORDINATE WITH CIVIL CONTRACTS 62694 AND 62695 AND AS DIRECTED BY THE ENGINEER.
- REFER SHEET ME-16 FOR TEMPORARY AERIAL CABLE CONNECTION.
- CONCRETE ENCASED DUCTBANK SHALL BE PROVIDED UNDER SEPARATE CONTRACT. UNIT DUCT SHALL BE PULLED THROUGH DUCTBANK TO LIGHTING POLES IN CONTINUOUS LENGTHS WITHOUT SPLICES. REFER TO SHEET ME-11 FOR DUCTBANK DEPTH UNDER PAVEMENT.



MATCHLINE STA: 103+00
SEE SHEET RL06-02



RL06-01

REVISIONS	
NAME	DATE

ILLINOIS DEPARTMENT OF TRANSPORTATION
 F.A.I. 90/94 (DAN RYAN EXPRESSWAY)
 31st STREET TO I-57
 ROADWAY LIGHTING PLANS
 PROPOSED IMPROVEMENTS 2006
 SCALE: 1"=50'
 DATE: OCTOBER 29, 2004
 DRAWN BY: VG
 CHECKED BY: TM

SINGH
 SINGH & ASSOCIATES, INC.
 CONSULTING ENGINEERS
 300 W. ADAMS ST.
 CHICAGO, IL 60606
 TEL: (312) 629-0240
 FAX: (312) 629-8449


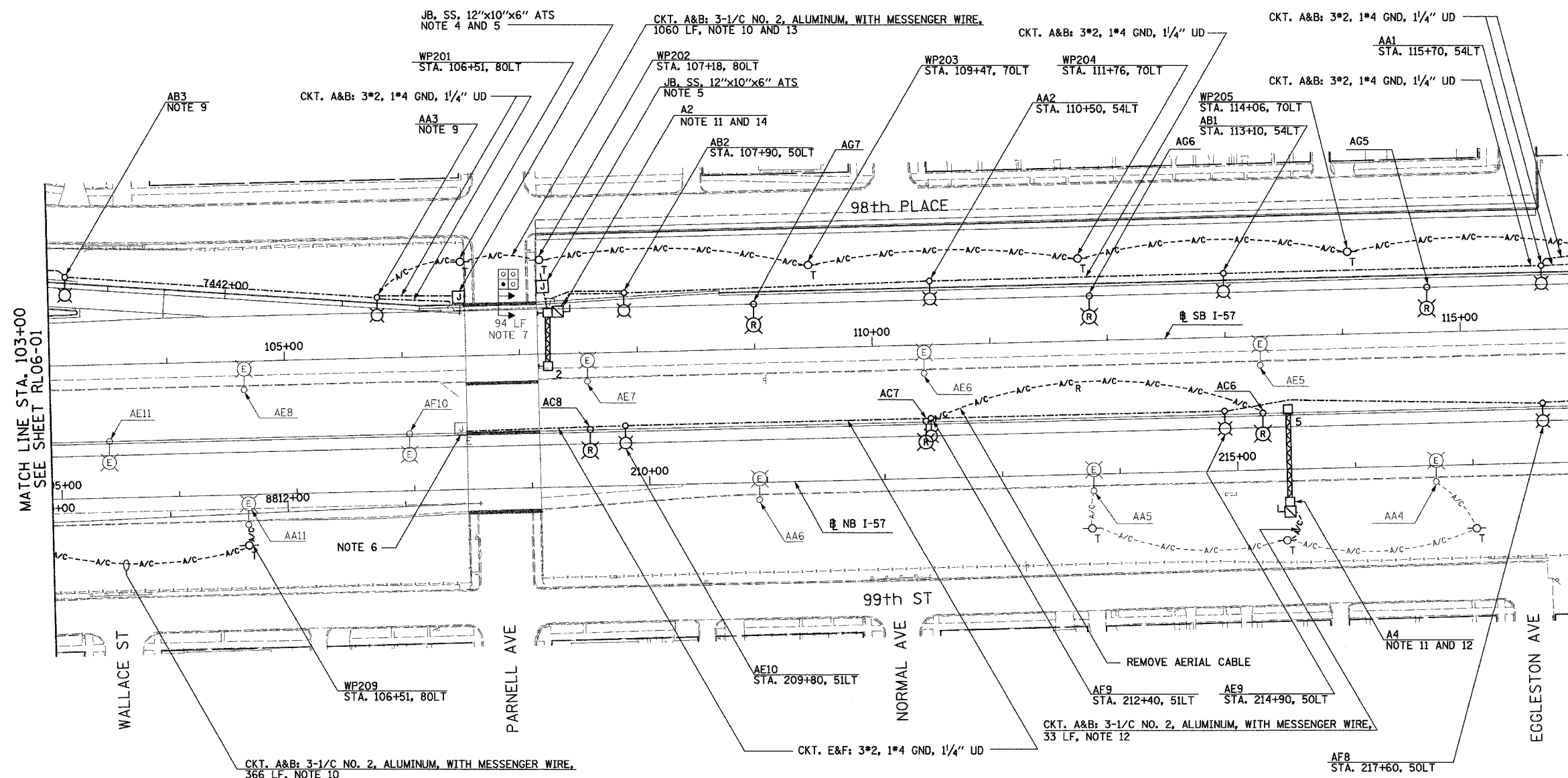
10/14/2004 9:42:08 AM

F.A.I. RTE.	SECTION	COUNTY	TOTAL SHEETS	SHEET NO.
90/94	2003-03II	COOK	976	163
STA.	TO STA.			
FED. ROAD DIST. NO.	ILLINOIS	FED. AID PROJECT		

62583

NOTES:

- SEE DRAWINGS ME-01 AND ME-02 FOR ELECTRICAL SYMBOLS AND ABBREVIATIONS.
- UNLESS NOTED OTHERWISE, ALL ITEMS AND WORK SHOWN IN HEAVY LINE WEIGHT ON THIS DRAWING ARE PROPOSED NEW ITEMS OF WORK.
- THE EXISTING ROADWAY LIGHTING SYSTEM SHALL REMAIN IN OPERATION UNTIL THE PROPOSED ROADWAY LIGHTING SYSTEM HAS BEEN INSTALLED, ENERGIZED, TESTED, AND ACCEPTED BY THE ENGINEER, UNLESS OTHERWISE DIRECTED BY THE ENGINEER.
- SEE DRAWING UL-01 FOR PARNELL AVENUE UNDERPASS LIGHTING PLANS.
- ALL JUNCTION BOXES MOUNTED ON OVERPASS STRUCTURES SHALL BE INSTALLED AS SHOWN ON DRAWING ME-06, UNLESS OTHERWISE NOTED.
- SPLICE EXISTING MEDIAN LIGHTING TO LIGHTING CONTROLLER A, CIRCUIT E&F AT JUNCTION BOX.
- CONCRETE ENCASED DUCTBANK SHALL BE PROVIDED UNDER SEPARATE CONTRACT. UNIT DUCT SHALL BE PULLED THROUGH DUCTBANK TO LIGHTING POLES IN CONTINUOUS LENGTHS WITHOUT SPLICES. REFER TO SHEET ME-11 FOR DUCTBANK DEPTH UNDER PAVEMENT.
- RELABEL CONVENTIONAL LIGHT POLES LOCATED IN MEDIAN AS NOTED ON PLANS. COST TO RELABEL POLES SHALL BE CONSIDERED INCIDENTAL.
- FOUNDATIONS SHALL BE PROVIDED UNDER CONTRACT 62694 AND 62695. CONTRACTOR TO COORDINATE WITH THESE CONTRACTS FOR INSTALLATION OF LIGHT POLE AND LUMINAIRE.
- REFER SHEET ME-16 FOR TEMPORARY AERIAL CABLE CONNECTION.
- SIGN LUMINAIRES, DISCONNECT SWITCH AND WIRING SHALL BE PROVIDED UNDER THIS CONTRACT. SIGN STRUCTURE SHALL BE INSTALLED UNDER SEPARATE CONTRACT. NOTE: EXISTING SIGN A2 SHALL NOT BE REMOVED UNTIL PROPOSED SIGN A4 IS INSTALLED AND OPERATIONAL. NOTE: PROPOSED SIGN A2 SHALL BE OPERATIONAL BEFORE HALSTED STREET RAMP IS OPENED.
- REFER TO SHEET ME-25 FOR TEMPORARY AERIAL CABLE CONNECTION TO SIGN.
- AERIAL CABLE AND TEMPORARY WOOD POLES SHALL BE INSTALLED TO ALLOW HALSTED RAMP TO REMAIN OPEN DURING MAINLINE CONSTRUCTION. AERIAL CABLE AND WOOD POLES SHALL BE REMOVED AFTER PROPOSED LIGHTING IS INSTALLED, ENERGIZED AND ACCEPTED BY ENGINEER.
- REFER TO DETAIL ME-06A FOR TYPICAL TRANSITION FROM UNIT DUCT TO BRIDGE MOUNTED SIGN STRUCTURE COST FOR TRANSITION SHALL BE INCLUDED UNDER "ELECTRIC CONNECTION TO SIGN STRUCTURE" PAY ITEM.



RL06-02

REVISIONS	
NAME	DATE

ILLINOIS DEPARTMENT OF TRANSPORTATION
 F.A.I. 90/94 (DAN RYAN EXPRESSWAY)
 31st STREET TO I-57
 ROADWAY LIGHTING PLANS
 PROPOSED IMPROVEMENTS 2006

SCALE: 1"=50'
 DATE: OCTOBER 29, 2004
 DRAWN BY: VG
 CHECKED BY: TM

SINGH 300 W. ADAMS ST.
 CHICAGO, IL 60606
 SINGH & ASSOCIATES, INC. TEL: (312) 629-0240
 CONSULTING ENGINEERS FAX: (312) 629-8449

11/22/2004 3:22:33 PM

F.A.I. RTE.	SECTION	COUNTY	TOTAL SHEETS	SHEET NO.
90/94	2003-0311	COOK	976	164
STA. 116+00		TO STA. 129+00		
FED. ROAD DIST. NO.	ILLINOIS FED. AID PROJECT			

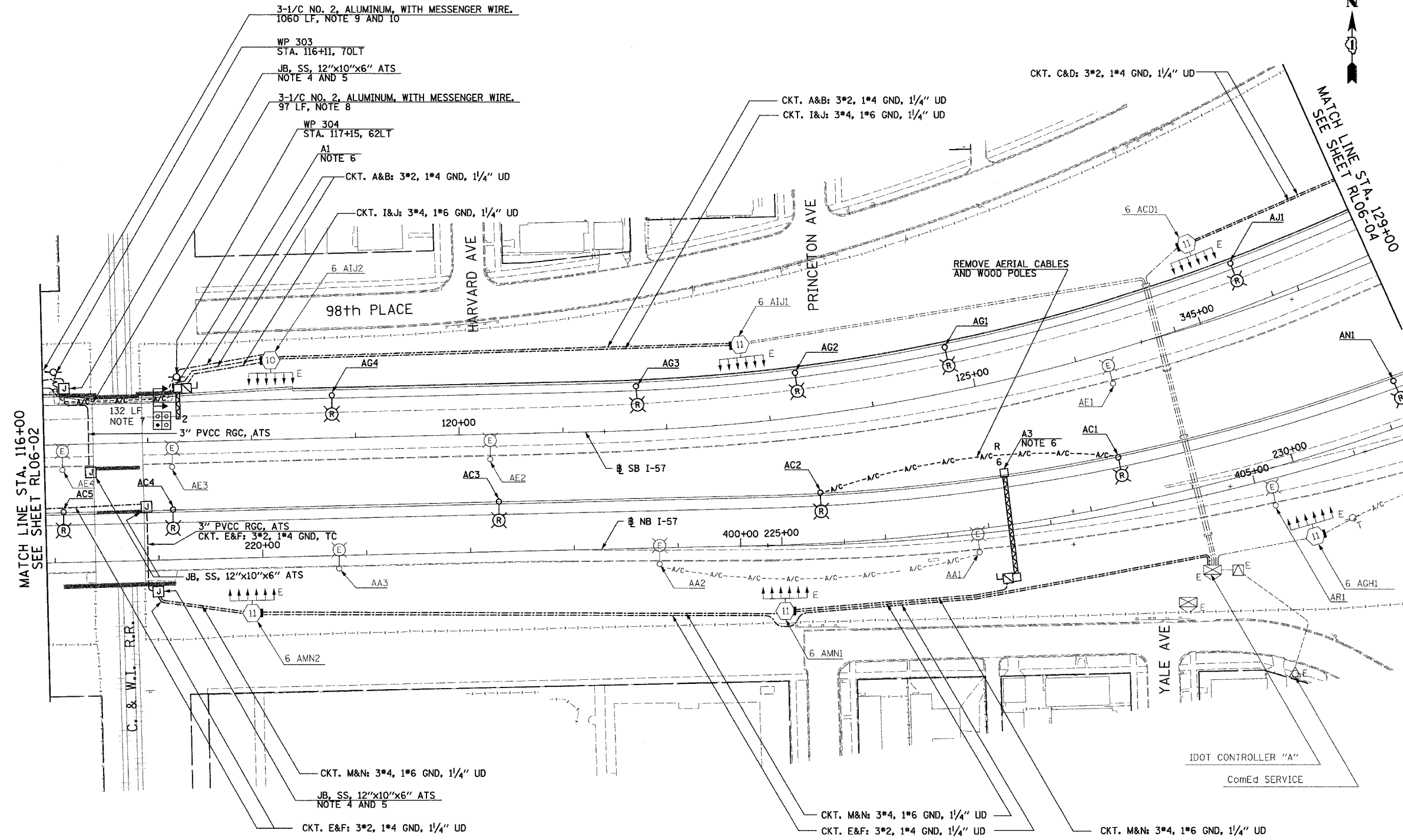
62583

NOTES:

- SEE DRAWINGS ME-01 AND ME-02 FOR ELECTRICAL SYMBOLS AND ABBREVIATIONS.
- UNLESS NOTED OTHERWISE, ALL ITEMS AND WORK SHOWN IN HEAVY LINE WEIGHT ON THIS DRAWING ARE PROPOSED NEW ITEMS OF WORK.
- THE EXISTING ROADWAY LIGHTING SYSTEM SHALL REMAIN IN OPERATION UNTIL THE PROPOSED ROADWAY LIGHTING SYSTEM HAS BEEN INSTALLED, ENERGIZED, TESTED, AND ACCEPTED BY THE ENGINEER, UNLESS OTHERWISE DIRECTED BY THE ENGINEER.
- SEE DRAWING UL-02 FOR C. & W.I. RAILROAD UNDERPASS LIGHTING PLANS.
- ALL JUNCTION BOXES MOUNTED ON OVERPASS STRUCTURES SHALL BE INSTALLED AS SHOWN ON DRAWING ME-06, UNLESS OTHERWISE NOTED.
- SIGN LUMINAIRES, DISCONNECT SWITCH AND WIRING SHALL BE PROVIDED UNDER THIS CONTRACT. SIGN STRUCTURE SHALL BE INSTALLED UNDER SEPARATE CONTRACT.
NOTE: PROPOSED SIGN A3 SHALL BE INSTALLED AND OPERATIONAL BEFORE EXISTING SIGN A4 IS REMOVED.
- CONCRETE ENCASED DUCTBANK SHALL BE PROVIDED UNDER SEPARATE CONTRACT. UNIT DUCT SHALL BE PULLED THROUGH DUCTBANK TO HIGH MAST TOWERS IN CONTINUOUS LENGTHS WITHOUT SPLICES. REFER TO SHEET ME-11 FOR DUCTBANK DEPTH UNDER ROAD.

NOTES CONTINUED:

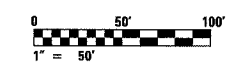
- ROUTE AERIAL CABLE ACROSS FACE OF BRIDGE ABUTMENT TO AVOID CONFLICT WITH PROPOSED CONSTRUCTION. SEE SHEET ME-25.
- AERIAL CABLE AND TEMPORARY WOOD POLES SHALL BE INSTALLED TO ALLOW HALSTED RAMP TO REMAIN OPEN DURING MAINLINE CONSTRUCTION. AERIAL CABLE AND WOOD POLES SHALL BE REMOVED AFTER PROPOSED LIGHTING IS INSTALLED, ENERGIZED AND ACCEPTED BY ENGINEER.
- REFER SHEET ME-16 FOR TEMPORARY AERIAL CABLE CONNECTION.



MATCH LINE STA. 116+00
SEE SHEET RLO6-02

MATCH LINE STA. 129+00
SEE SHEET RLO6-04

MATCH LINE STA. 231+50
SEE SHEET RLO6-05



RLO6-03

SINGH
SINGH & ASSOCIATES, INC.
CONSULTING ENGINEERS

300 W. ADAMS ST.
CHICAGO, IL 60606
TEL: (312) 629-0240
FAX: (312) 629-8449

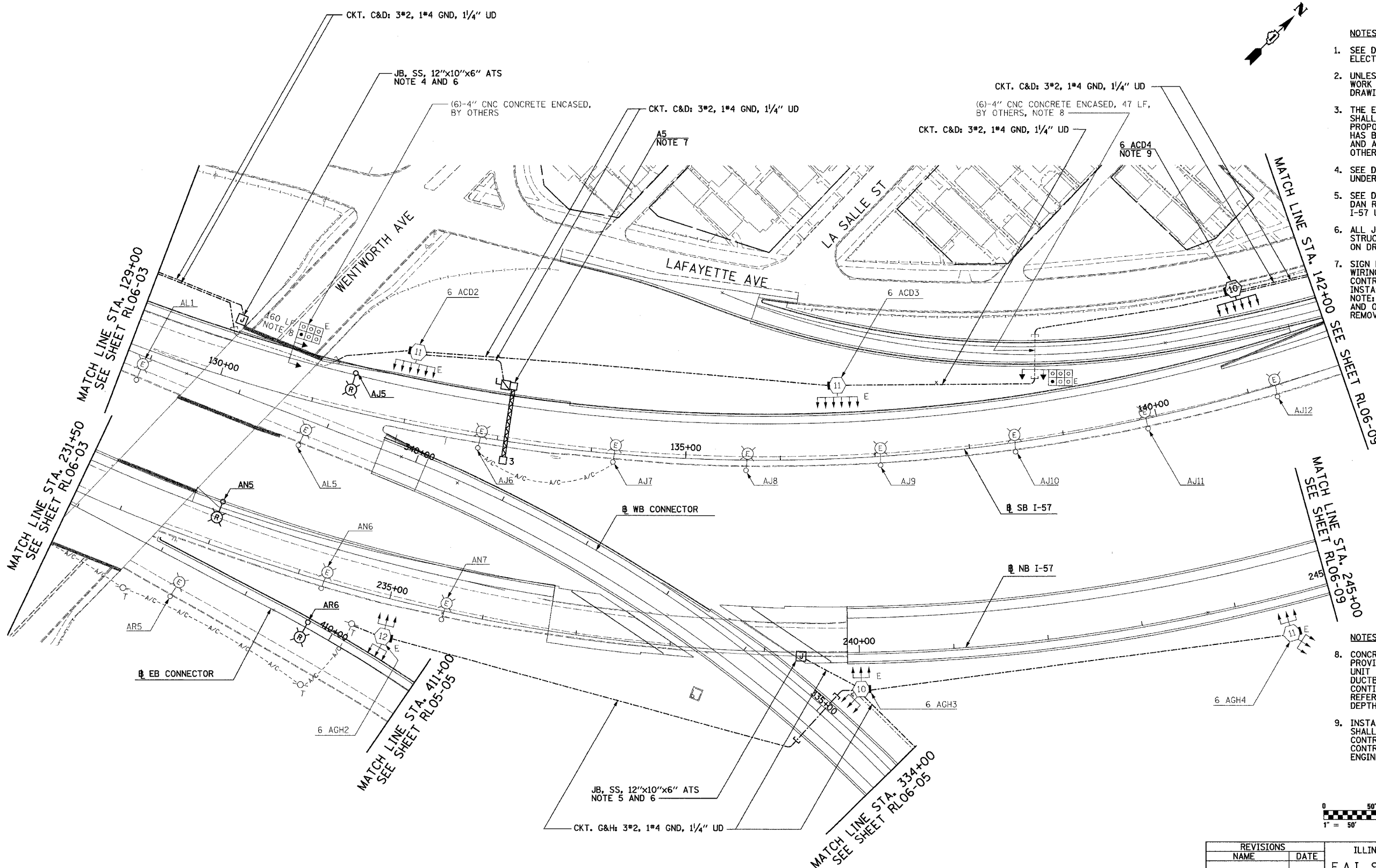
REVISIONS	
NAME	DATE

ILLINOIS DEPARTMENT OF TRANSPORTATION
F.A.I. 90/94 (DAN RYAN EXPRESSWAY)
31st STREET TO I-57
ROADWAY LIGHTING PLANS
PROPOSED IMPROVEMENTS 2006

SCALE: 1"=50'
DATE: OCTOBER 29, 2004
DRAWN BY: VG
CHECKED BY: TM

11/22/2004 9:24:23 AM

F.A.I. RTE.	SECTION	COUNTY	TOTAL SHEETS	SHEET NO.
90/94	2003-0311	COOK	976	165
STA. 129+00		TO STA. 142+00		
FED. ROAD DIST. NO.	ILLINOIS	FED. AID PROJECT	62583	



- NOTES:
- SEE DRAWINGS ME-01 AND ME-02 FOR ELECTRICAL SYMBOLS AND ABBREVIATIONS.
 - UNLESS NOTED OTHERWISE, ALL ITEMS AND WORK SHOWN IN HEAVY LINE WEIGHT ON THIS DRAWING ARE PROPOSED NEW ITEMS OF WORK.
 - THE EXISTING ROADWAY LIGHTING SYSTEM SHALL REMAIN IN OPERATION UNTIL THE PROPOSED ROADWAY LIGHTING SYSTEM HAS BEEN INSTALLED, ENERGIZED, TESTED, AND ACCEPTED BY THE ENGINEER, UNLESS OTHERWISE DIRECTED BY THE ENGINEER.
 - SEE DRAWING UL-03 FOR WENTWORTH AVENUE UNDERPASS LIGHTING PLANS.
 - SEE DRAWING UL-04 FOR EB I-57 TO NB DAN RYAN OVER WB BISHOP FORD TO WB I-57 UNDERPASS LIGHTING PLANS.
 - ALL JUNCTION BOXES MOUNTED ON OVERPASS STRUCTURES SHALL BE INSTALLED AS SHOWN ON DRAWING ME-06, UNLESS OTHERWISE NOTED.
 - SIGN LUMINAIRES, DISCONNECT SWITCH AND WIRING SHALL BE PROVIDED UNDER THIS CONTRACT. SIGN STRUCTURE SHALL BE INSTALLED UNDER SEPARATE CONTRACT. NOTE: PROPOSED SIGN A5 SHALL BE INSTALLED AND OPERATIONAL BEFORE EXISTING SIGN A3 IS REMOVED.

- NOTES:
- CONCRETE ENCASED DUCTBANK SHALL BE PROVIDED UNDER SEPARATE CONTRACT. UNIT DUCT SHALL BE PULLED THROUGH DUCTBANK TO HIGH MAST TOWERS IN CONTINUOUS LENGTHS WITHOUT SPLICES. REFER TO SHEET ME-11 FOR DUCTBANK DEPTH UNDER ROAD.
 - INSTALL LIGHT TOWER ONLY. FOUNDATION SHALL BE PROVIDED UNDER SEPARATE CONTRACT. COORDINATE WITH CIVIL CONTRACTS AND AS DIRECTED BY THE ENGINEER



RL06-04

REVISIONS	
NAME	DATE

ILLINOIS DEPARTMENT OF TRANSPORTATION
 F.A.I. 90/94 (DAN RYAN EXPRESSWAY)
 31st STREET TO I-57
 ROADWAY LIGHTING PLANS
 PROPOSED IMPROVEMENTS 2006

SCALE: 1"=50'
 DATE: OCTOBER 29, 2004
 DRAWN BY: VG
 CHECKED BY: TM

SINGH
 SINGH & ASSOCIATES, INC.
 CONSULTING ENGINEERS
 300 W. ADAMS ST.
 CHICAGO, IL 60606
 TEL: (312) 629-0240
 FAX: (312) 629-8449

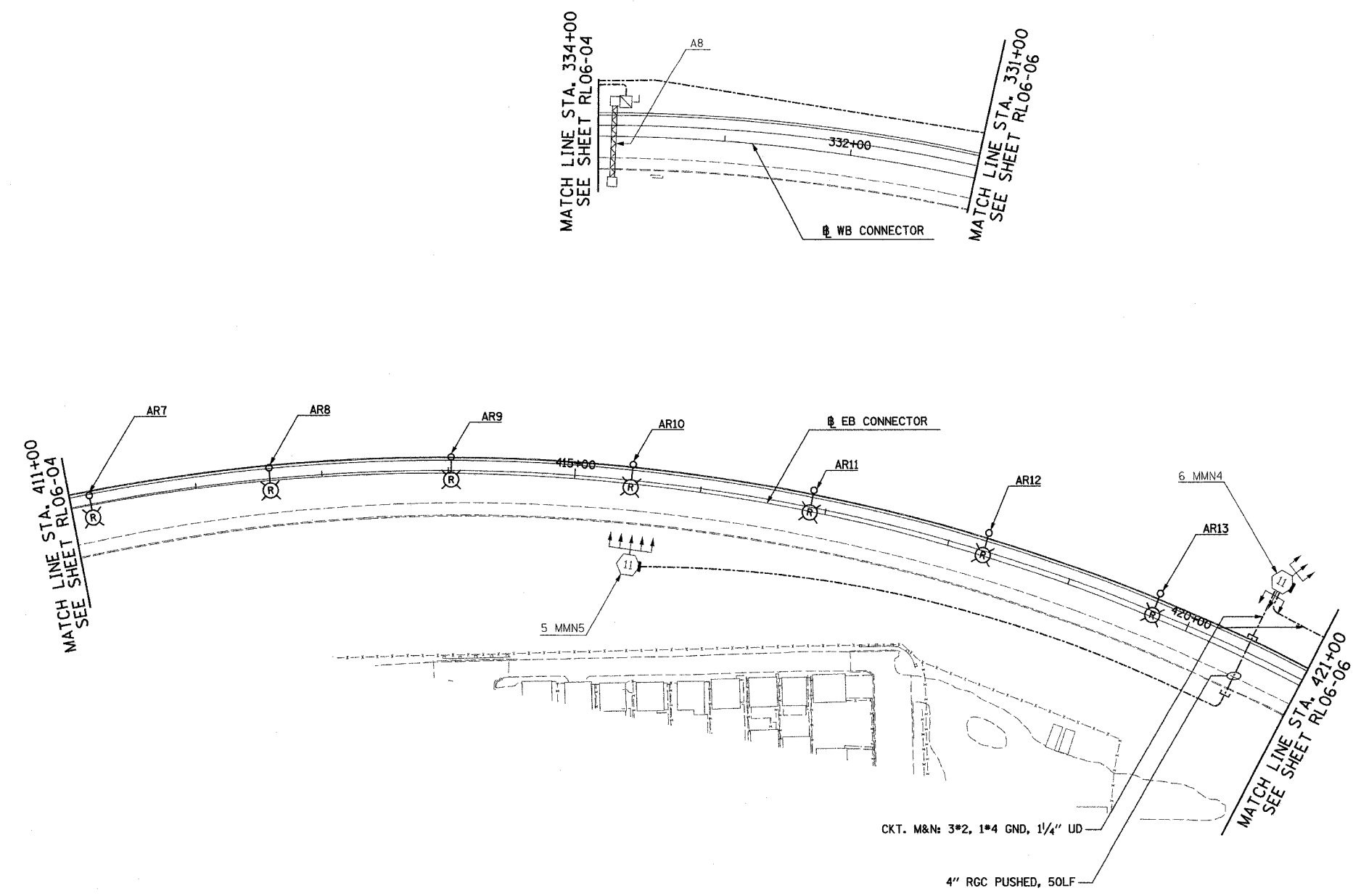
11/22/2004 3:26:10 PM

F.A.I. RTE.	SECTION	COUNTY	TOTAL SHEETS	SHEET NO.
90/94	2003-0311	COOK	976	166
STA. 411+00		TO STA. 421+00		
FED. ROAD DIST. NO.	ILLINOIS	FED. AID PROJECT		

62583

NOTES:

- SEE DRAWINGS ME-01 AND ME-02 FOR ELECTRICAL SYMBOLS AND ABBREVIATIONS.
- UNLESS NOTED OTHERWISE, ALL ITEMS AND WORK SHOWN IN HEAVY LINE WEIGHT ON THIS DRAWING ARE PROPOSED NEW ITEMS AND WORK
- THE EXISTING ROADWAY LIGHTING SYSTEM SHALL REMAIN IN OPERATION UNTIL THE PROPOSED ROADWAY LIGHTING SYSTEM HAS BEEN INSTALLED, ENERGIZED, TESTED, AND ACCEPTED BY THE ENGINEER, UNLESS OTHERWISE DIRECTED BY THE ENGINEER.



RL06-05

REVISIONS	
NAME	DATE

ILLINOIS DEPARTMENT OF TRANSPORTATION
 F.A.I. 90/94 (DAN RYAN EXPRESSWAY)
 31st STREET TO I-57
 ROADWAY LIGHTING PLANS
 PROPOSED IMPROVEMENTS 2006

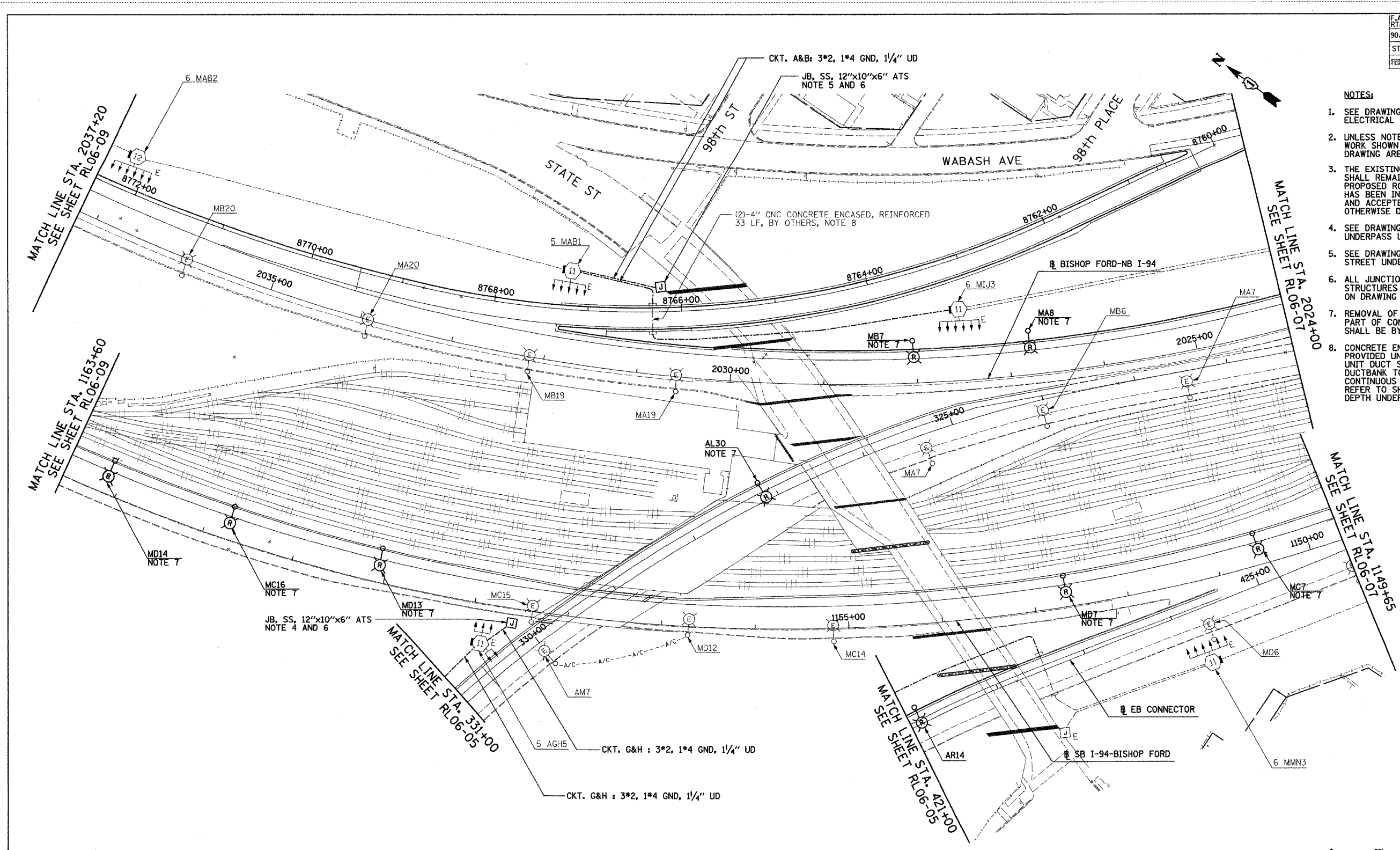
SCALE: 1"=50' DRAWN BY: VG
 DATE: OCTOBER 29, 2004 CHECKED BY: TM

SINGH 300 N. ADAMS ST.
 CHICAGO, IL 60609
 SINGH & ASSOCIATES, INC. TEL: (312) 629-0240
 CONSULTING ENGINEERS FAX: (312) 629-8449

10/21/2004 5:59:51 PM

F.A.I. RTE.	SECTION	COUNTY	TOTAL SHEETS	SHEET NO.
90/94	2003-0311	COOK	976	167
STA. 2037+20		TO STA. 2024+00		
FED. ROAD DIST. NO.	ILLINOIS	FED. AID PROJECT		
62583				

- NOTES:**
- SEE DRAWINGS ME-01 AND ME-02 FOR ELECTRICAL SYMBOLS AND ABBREVIATIONS.
 - UNLESS NOTED OTHERWISE, ALL ITEMS AND WORK SHOWN IN HEAVY LINE WEIGHT ON THIS DRAWING ARE PROPOSED NEW ITEMS OF WORK.
 - THE EXISTING ROADWAY LIGHTING SYSTEM SHALL REMAIN IN OPERATION UNTIL THE PROPOSED ROADWAY LIGHTING SYSTEM HAS BEEN INSTALLED, ENERGIZED, TESTED, AND ACCEPTED BY THE ENGINEER, UNLESS OTHERWISE DIRECTED BY THE ENGINEER.
 - SEE DRAWING UL-04 FOR WB-BF TO WB-157 RAMP UNDERPASS LIGHTING PLAN.
 - SEE DRAWINGS UL-05 AND UL-06 FOR STATE STREET UNDERPASS LIGHTING PLAN.
 - ALL JUNCTION BOXES MOUNTED ON OVERPASS STRUCTURES MUST BE INSTALLED AS SHOWN ON DRAWING ME-06, UNLESS OTHERWISE NOTED.
 - REMOVAL OF LIGHT POLE AND LUMINAIRE ARE PART OF CONTRACT 62583. FOUNDATION REMOVAL SHALL BE BY OTHERS.
 - CONCRETE ENCASED DUCTBANK SHALL BE PROVIDED UNDER SEPARATE CONTRACT. UNIT DUCT SHALL BE PULLED THROUGH DUCTBANK TO HIGH MAST TOWERS IN CONTINUOUS LENGTHS WITHOUT SPLICES. REFER TO SHEET ME-11 FOR DUCTBANK DEPTH UNDER ROAD.



RL06-06

REVISIONS	
NAME	DATE

ILLINOIS DEPARTMENT OF TRANSPORTATION
 F.A.I. 90/94 (DAN RYAN EXPRESSWAY)
 31st STREET TO I-57
 ROADWAY LIGHTING PLANS
 PROPOSED IMPROVEMENTS 2006

SCALE: 1"=50'
 DATE: OCTOBER 29, 2004
 DRAWN BY: VG
 CHECKED BY: TM

SINGH 300 W. ADAMS ST.
 CHICAGO, IL 60606
 SINGH & ASSOCIATES, INC.
 CONSULTING ENGINEERS
 TEL. (312) 629-0240
 FAX (312) 629-8449

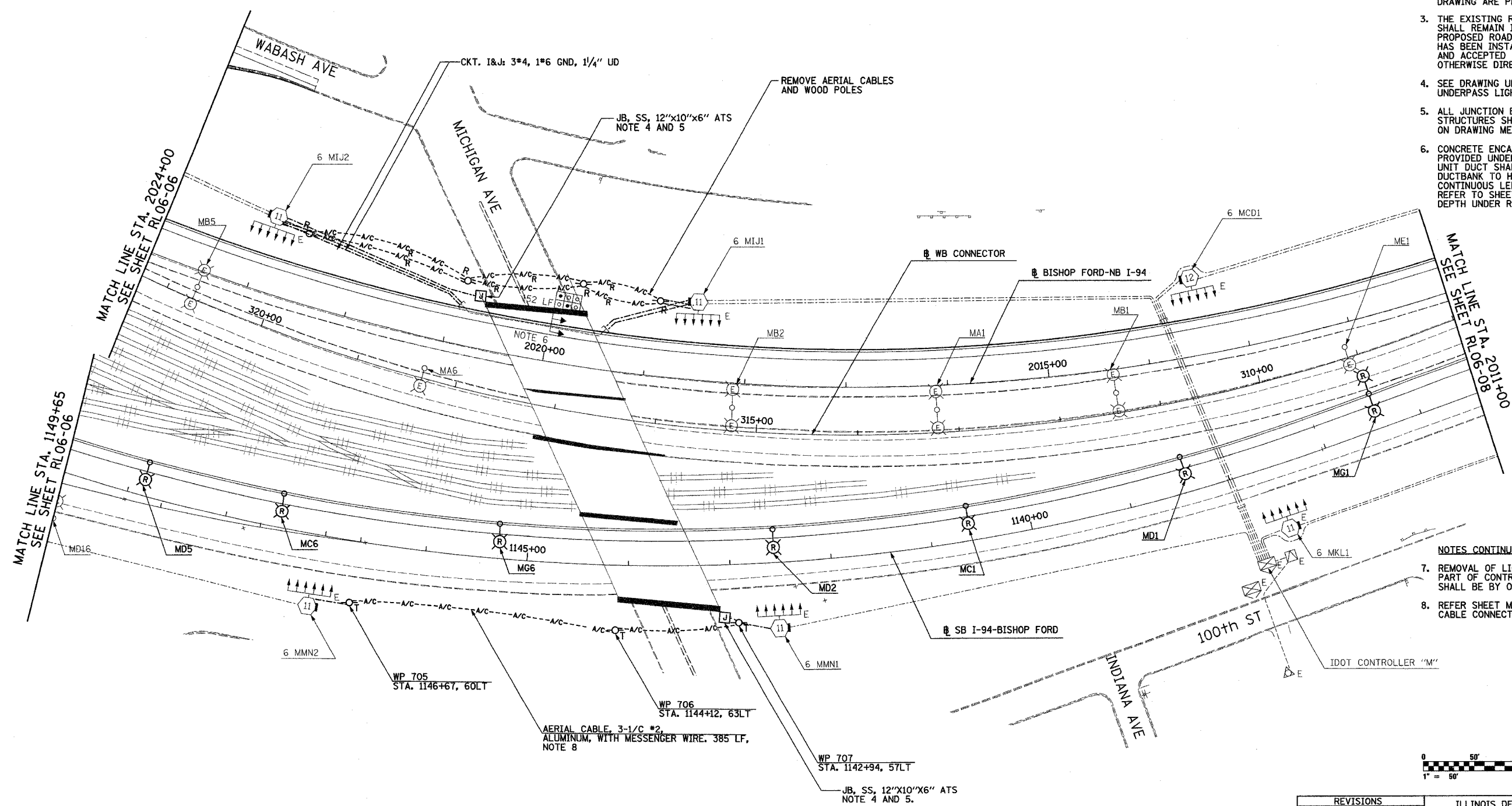
10/27/2004 6:00:02 PM

F.A.I. RTE.	SECTION	COUNTY	TOTAL SHEETS	SHEET NO.
90/94	2003-0311	COOK	976	168
STA.		TO STA.		
FED. ROAD DIST. NO.	ILLINOIS	FED. AID PROJECT		

62583

NOTES:

- SEE DRAWINGS ME-01 AND ME-02 FOR ELECTRICAL SYMBOLS AND ABBREVIATIONS.
- UNLESS NOTED OTHERWISE, ALL ITEMS AND WORK SHOWN IN HEAVY LINE WEIGHT ON THIS DRAWING ARE PROPOSED NEW ITEMS OF WORK.
- THE EXISTING ROADWAY LIGHTING SYSTEM SHALL REMAIN IN OPERATION UNTIL THE PROPOSED ROADWAY LIGHTING SYSTEM HAS BEEN INSTALLED, ENERGIZED, TESTED, AND ACCEPTED BY THE ENGINEER, UNLESS OTHERWISE DIRECTED BY THE ENGINEER.
- SEE DRAWING UL-08 FOR MICHIGAN AVENUE UNDERPASS LIGHTING PLANS.
- ALL JUNCTION BOXES MOUNTED ON OVERPASS STRUCTURES SHALL BE INSTALLED AS SHOWN ON DRAWING ME-06, UNLESS OTHERWISE NOTED.
- CONCRETE ENCASED DUCTBANK SHALL BE PROVIDED UNDER SEPARATE CONTRACT. UNIT DUCT SHALL BE PULLED THROUGH DUCTBANK TO HIGH MAST TOWERS IN CONTINUOUS LENGTHS WITHOUT SPLICES. REFER TO SHEET ME-11 FOR DUCTBANK DEPTH UNDER ROAD.



NOTES CONTINUED:

- REMOVAL OF LIGHT POLE AND LUMINAIRE ARE PART OF CONTRACT 62583. FOUNDATION REMOVAL SHALL BE BY OTHERS.
- REFER SHEET ME-25 FOR TEMPORARY AERIAL CABLE CONNECTION.



RL06-07

REVISIONS		ILLINOIS DEPARTMENT OF TRANSPORTATION F.A.I. 90/94 (DAN RYAN EXPRESSWAY) 31st STREET TO I-57 ROADWAY LIGHTING PLANS PROPOSED IMPROVEMENTS 2006
NAME	DATE	
		SCALE: 1"=50'
		DATE: OCTOBER 29, 2004
		DRAWN BY: VG
		CHECKED BY: TM

SINGH
300 W. ADAMS ST.
CHICAGO, IL 60606
SINGH & ASSOCIATES, INC. TEL: (312) 629-0240
CONSULTING ENGINEERS FAX: (312) 629-8449

10/21/2004 6:00PM

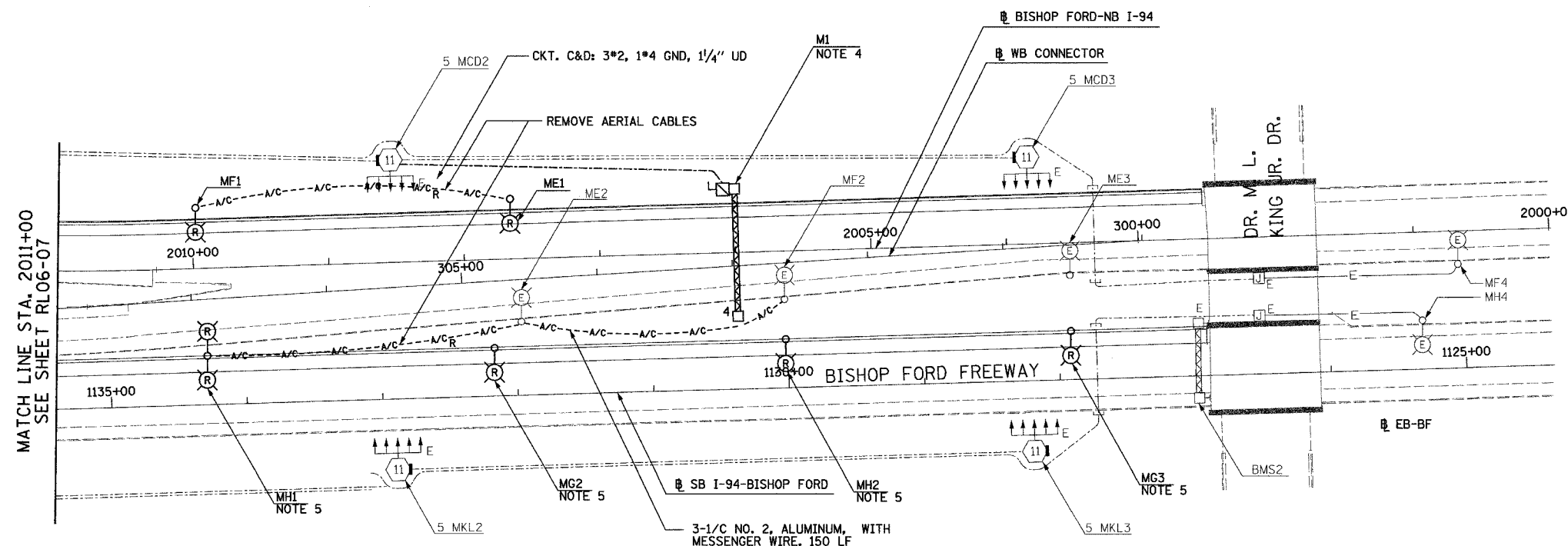
F.A.I. RTE.	SECTION	COUNTY	TOTAL SHEETS	SHEET NO.
90/94	2003-0311	COOK	976	149
STA. 2011+00		TO STA. 2000+00		
FED. ROAD DIST. NO.	ILLINOIS	FED. AID PROJECT		

62583




NOTES:

- SEE DRAWINGS ME-01 AND ME-02 FOR ELECTRICAL SYMBOLS AND ABBREVIATIONS.
- UNLESS NOTED OTHERWISE, ALL ITEMS AND WORK SHOWN IN HEAVY LINE WEIGHT ON THIS DRAWING ARE PROPOSED NEW ITEMS OF WORK
- THE EXISTING ROADWAY LIGHTING SYSTEM SHALL REMAIN IN OPERATION UNTIL THE PROPOSED ROADWAY LIGHTING SYSTEM HAS BEEN INSTALLED, ENERGIZED, TESTED, AND ACCEPTED BY THE ENGINEER, UNLESS OTHERWISE DIRECTED BY THE ENGINEER.
- SIGN LUMINAIRES, DISCONNECT SWITCH AND WIRING SHALL BE PROVIDED UNDER THIS CONTRACT. SIGN STRUCTURE SHALL BE INSTALLED UNDER SEPARATE CONTRACT. NOTE: PROPOSED SIGN M1 SHALL BE INSTALLED AND OPERATIONAL BEFORE EXISTING SIGN M4 IS REMOVED.
- REMOVAL OF LIGHT POLE AND LUMINAIRE ARE PART OF CONTRACT 62583. FOUNDATION REMOVAL SHALL BE BY OTHERS.



MATCH LINE STA. 2011+00
SEE SHEET RL06-07



RL06-08

REVISIONS	
NAME	DATE

ILLINOIS DEPARTMENT OF TRANSPORTATION
F.A.I. 90/94 (DAN RYAN EXPRESSWAY)
31st STREET TO I-57
ROADWAY LIGHTING PLANS
PROPOSED IMPROVEMENTS 2006

SCALE: 1"=50'
DATE: OCTOBER 29, 2004
DRAWN BY: VG
CHECKED BY: TM

SINGH
SINGH & ASSOCIATES, INC.
CONSULTING ENGINEERS

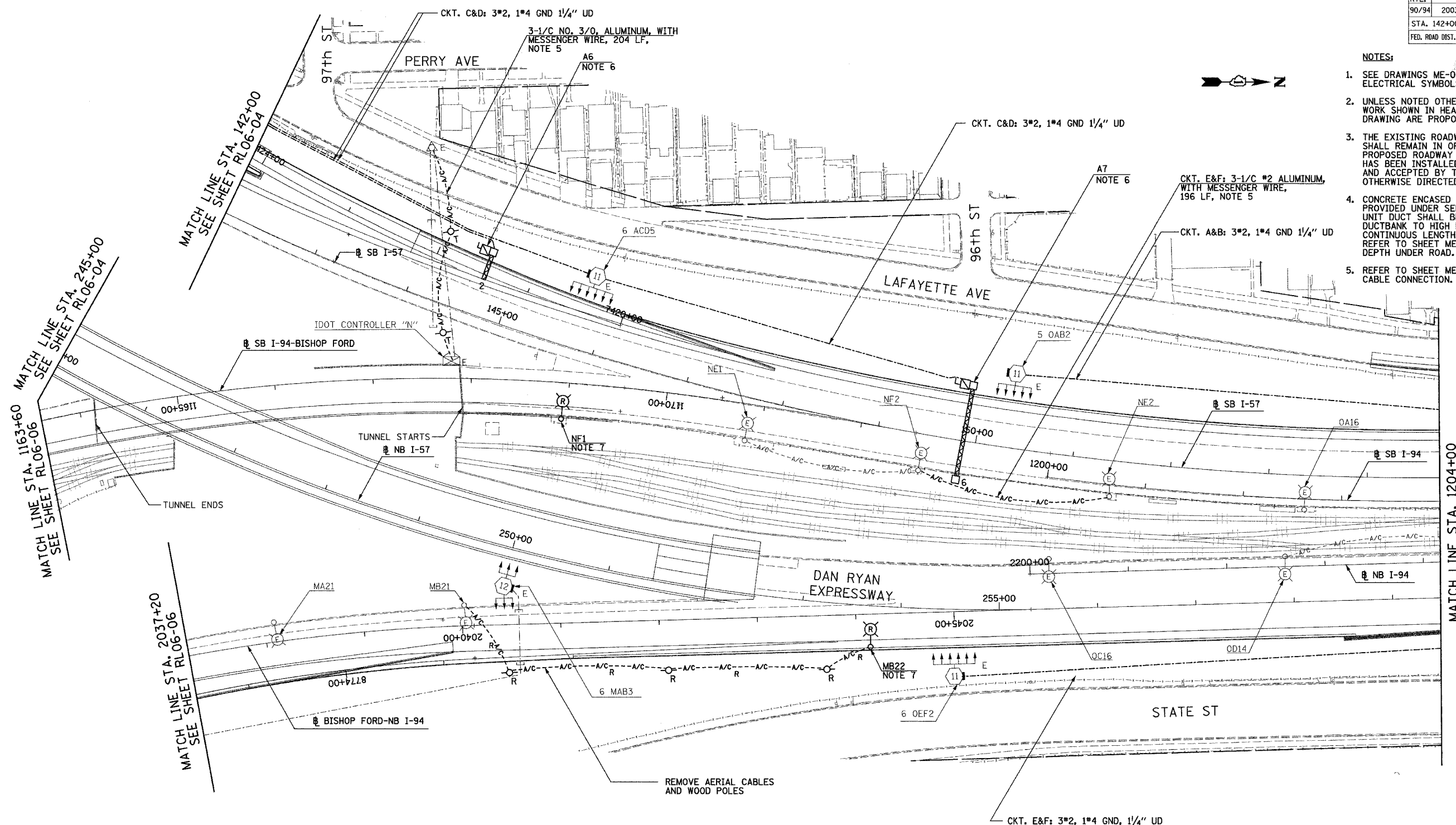
300 W. ADAMS ST.
CHICAGO, IL 60606
TEL: (312) 629-0240
FAX: (312) 629-8448

11/22/2004 9:28:22 AM

F.A.I. RTE.	SECTION	COUNTY	TOTAL SHEETS	SHEET NO.
90/94	2003-0311	COOK	976	170
STA. 142+00		TO STA. 1204+00		
FED. ROAD DIST. NO.	ILLINOIS FED. AID PROJECT		62583	

NOTES:

- SEE DRAWINGS ME-01 AND ME-02 FOR ELECTRICAL SYMBOLS AND ABBREVIATIONS.
- UNLESS NOTED OTHERWISE, ALL ITEMS AND WORK SHOWN IN HEAVY LINE WEIGHT ON THIS DRAWING ARE PROPOSED NEW ITEMS OF WORK
- THE EXISTING ROADWAY LIGHTING SYSTEM SHALL REMAIN IN OPERATION UNTIL THE PROPOSED ROADWAY LIGHTING SYSTEM HAS BEEN INSTALLED, ENERGIZED, TESTED, AND ACCEPTED BY THE ENGINEER, UNLESS OTHERWISE DIRECTED BY THE ENGINEER.
- CONCRETE ENCASED DUCTBANK SHALL BE PROVIDED UNDER SEPARATE CONTRACT. UNIT DUCT SHALL BE PULLED THROUGH DUCTBANK TO HIGH MAST TOWERS IN CONTINUOUS LENGTHS WITHOUT SPLICES. REFER TO SHEET ME-11 FOR DUCTBANK DEPTH UNDER ROAD.
- REFER TO SHEET ME-16 FOR TEMPORARY AERIAL CABLE CONNECTION.



MATCH LINE STA. 1163+60
MATCH LINE STA. 245+00
SEE SHEET RL06-04

MATCH LINE STA. 2037+20
SEE SHEET RL06-06

MATCH LINE STA. 1204+00
SEE SHEET RL06-10

NOTES CONTINUED:

- SIGN LUMINAIRES, DISCONNECT SWITCH AND WIRING SHALL BE PROVIDED UNDER THIS CONTRACT. SIGN STRUCTURE SHALL BE INSTALLED UNDER SEPARATE CONTRACT. NOTE: PROPOSED SIGN A7 SHALL BE INSTALLED AND OPERATIONAL BEFORE EXISTING SIGN N1 IS REMOVED. NOTE: PROPOSED SIGN A6 SHALL BE INSTALLED AND OPERATIONAL BEFORE WENTWORTH AVE. RAMP IS OPENED.
- REMOVAL OF LIGHT POLE AND LUMINAIRE ARE PART OF CONTRACT 62583. FOUNDATION REMOVAL SHALL BE BY OTHERS.



RL06-09

REVISIONS	
NAME	DATE

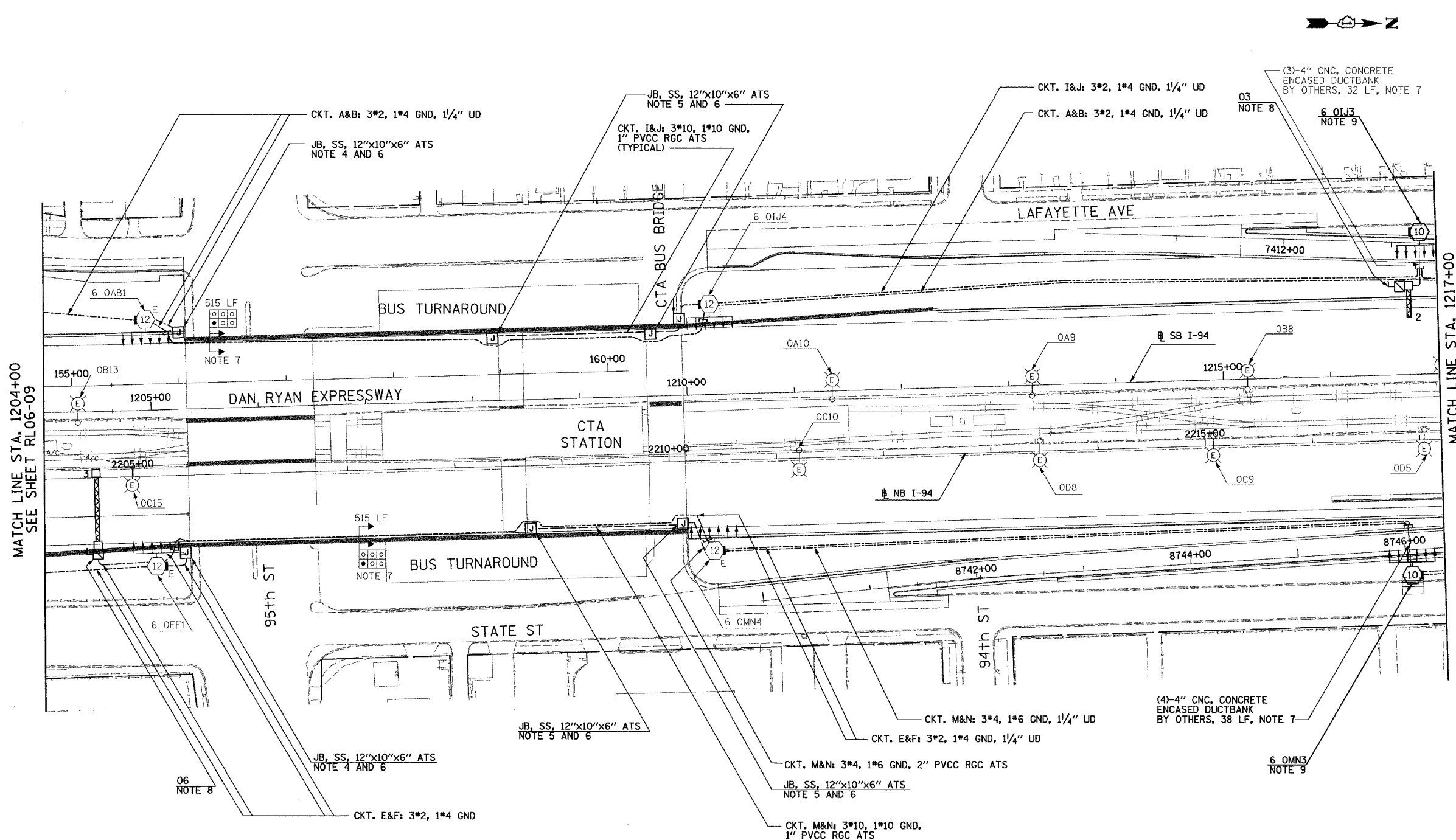
ILLINOIS DEPARTMENT OF TRANSPORTATION
F.A.I. 90/94 (DAN RYAN EXPRESSWAY)
31st STREET TO I-57
ROADWAY LIGHTING PLANS
PROPOSED IMPROVEMENTS 2006
SCALE: 1"=50'
DATE: OCTOBER 29, 2004
DRAWN BY: VG
CHECKED BY: TM

SINGH
SINGH & ASSOCIATES, INC.
CONSULTING ENGINEERS
300 W. ADAMS ST.
CHICAGO, IL 60606
TEL: (312) 629-0240
FAX: (312) 629-8449

11/22/2004 4:56:52 PM

F.A.I. RTE.	SECTION	COUNTY	TOTAL SHEETS	SHEET NO.
90/94	2003-0311	COOK	976	17
STA. 1204+00		TO STA. 1217+00		
FED. ROAD DIST. NO.	ILLINOIS	FED. AID PROJECT		

62583



MATCH LINE STA. 1204+00
SEE SHEET RL06-09

MATCH LINE STA. 1217+00
SEE SHEET RL06-11

- NOTES:**
- SEE DRAWINGS ME-01 AND ME-02 FOR ELECTRICAL SYMBOLS AND ABBREVIATIONS.
 - UNLESS NOTED OTHERWISE, ALL ITEMS AND WORK SHOWN IN HEAVY LINE WEIGHT ON THIS DRAWING ARE PROPOSED NEW ITEMS OF WORK.
 - THE EXISTING ROADWAY LIGHTING SYSTEM SHALL REMAIN IN OPERATION UNTIL THE PROPOSED ROADWAY LIGHTING SYSTEM HAS BEEN INSTALLED, ENERGIZED, TESTED, AND ACCEPTED BY THE ENGINEER, UNLESS OTHERWISE DIRECTED BY THE ENGINEER.
 - SEE DRAWING UL-10 FOR 95th STREET UNDERPASS LIGHTING PLANS
 - SEE DRAWING UL-11 FOR 95th CTA BUS TURNAROUND AND PEDESTRIAN BRIDGE UNDERPASS LIGHTING PLAN.
 - ALL JUNCTION BOXES MOUNTED ON OVERPASS STRUCTURES SHALL BE INSTALLED AS SHOWN ON DRAWING ME-06, UNLESS OTHERWISE NOTED.
 - CONCRETE ENCASED DUCTBANK SHALL BE PROVIDED UNDER SEPARATE CONTRACT. UNIT DUCT SHALL BE PULLED THROUGH DUCTBANK TO HIGH MAST TOWERS IN CONTINUOUS LENGTHS WITHOUT SPLICES. REFER TO SHEET ME-11 FOR DUCTBANK DEPTH UNDER ROAD.
 - SIGN LUMINAIRES, DISCONNECT SWITCH AND WIRING SHALL BE PROVIDED UNDER THIS CONTRACT. SIGN STRUCTURE SHALL BE INSTALLED UNDER SEPARATE CONTRACT. NOTE: PROPOSED SIGN 06 SHALL BE INSTALLED AND OPERATIONAL BEFORE EXISTING SIGN 05 IS REMOVED.
 - INSTALL LIGHT TOWER ONLY. FOUNDATION SHALL BE PROVIDED UNDER SEPARATE CONTRACT. COORDINATE WITH CIVIL CONTRACTS AND AS DIRECTED BY THE ENGINEER.



RL06-10

SINGH
SINGH & ASSOCIATES, INC.
CONSULTING ENGINEERS

300 W. ADAMS ST.
CHICAGO, IL 60606
TEL: (312) 629-0240
FAX: (312) 629-8449

REVISIONS	
NAME	DATE

ILLINOIS DEPARTMENT OF TRANSPORTATION
F.A.I. 90/94 (DAN RYAN EXPRESSWAY)
31st STREET TO I-57
ROADWAY LIGHTING PLANS
PROPOSED IMPROVEMENTS 2006

SCALE: 1"=50'
DATE: OCTOBER 29, 2004

DRAWN BY: VG
CHECKED BY: TM

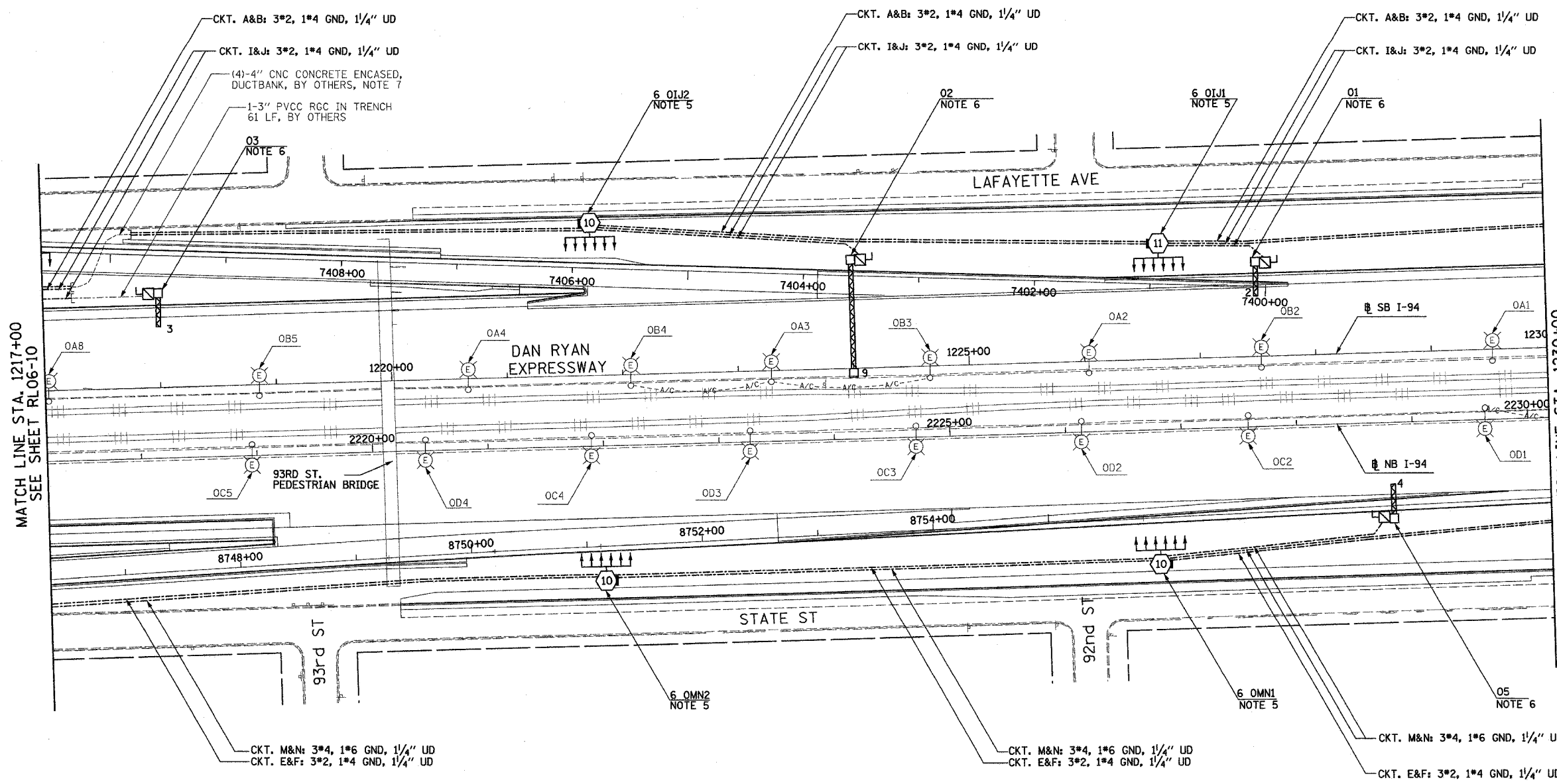
11/22/2004 4:57:00 PM

F.A.I. RTE.	SECTION	COUNTY	TOTAL SHEETS	SHEET NO.
90/94	2003-03II	COOK	976	172
STA. 1217+00		TO STA. 1230+00		
FED. ROAD DIST. NO.	ILLINOIS	FED. AID PROJECT		

62583


NOTES:

- SEE DRAWINGS ME-01 AND ME-02 FOR ELECTRICAL SYMBOLS AND ABBREVIATIONS.
- UNLESS NOTED OTHERWISE, ALL ITEMS AND WORK SHOWN IN HEAVY LINE WEIGHT ON THIS DRAWING ARE PROPOSED NEW ITEMS OF WORK.
- SEE SHEET ES-02 FOR HIGH MAST LIGHT TOWER SCHEDULE.
- THE EXISTING ROADWAY LIGHTING SYSTEM SHALL REMAIN IN OPERATION UNTIL THE PROPOSED ROADWAY LIGHTING SYSTEM HAS BEEN INSTALLED, ENERGIZED, TESTED, AND ACCEPTED BY THE ENGINEER, UNLESS OTHERWISE DIRECTED BY THE ENGINEER.
- INSTALL LIGHT TOWER ONLY. FOUNDATION SHALL BE PROVIDED UNDER SEPARATE CONTRACT. COORDINATE WITH CIVIL CONTRACTS AND AS DIRECTED BY THE ENGINEER.
- SIGN LUMINAIRES, DISCONNECT SWITCH AND WIRING SHALL BE PROVIDED UNDER THIS CONTRACT. SIGN STRUCTURE SHALL BE INSTALLED UNDER SEPARATE CONTRACT. NOTE: PROPOSED SIGN 02 SHALL BE INSTALLED AND OPERATIONAL BEFORE EXISTING SIGN 02 IS REMOVED. NOTES: PROPOSED SIGN 01 SHALL BE INSTALLED AND OPERATIONAL BEFORE 95 STREET RAMP IS OPEN AND EXISTING SIGN 02 IS DISCONNECTED.
- UNIT DUCT SHALL BE PULLED THROUGH EXISTING UNDERGROUND DUCT BANKS PROVIDED UNDER SEPARATE CONTRACTS. UNIT DUCT SHALL BE INSTALLED BETWEEN HIGH MAST LIGHT TOWERS IN CONTINUOUS LENGTHS WITHOUT SPLICES.



MATCH LINE STA. 1217+00
SEE SHEET RL06-10

MATCH LINE STA. 1230+00
SEE SHEET RL06-12



RL06-11

REVISIONS	
NAME	DATE

ILLINOIS DEPARTMENT OF TRANSPORTATION
 F.A.I. 90/94 (DAN RYAN EXPRESSWAY)
 31st STREET TO I-57
 ROADWAY LIGHTING PLANS
 PROPOSED IMPROVEMENTS 2006
 SCALE: 1"=50' DRAWN BY: VG
 DATE: OCTOBER 29, 2004 CHECKED BY: TM

SINGH
 SINGH & ASSOCIATES, INC.
 CONSULTING ENGINEERS
 300 W. ADAMS ST.
 CHICAGO, IL 60606
 TEL: (312) 629-0240
 FAX: (312) 629-8449

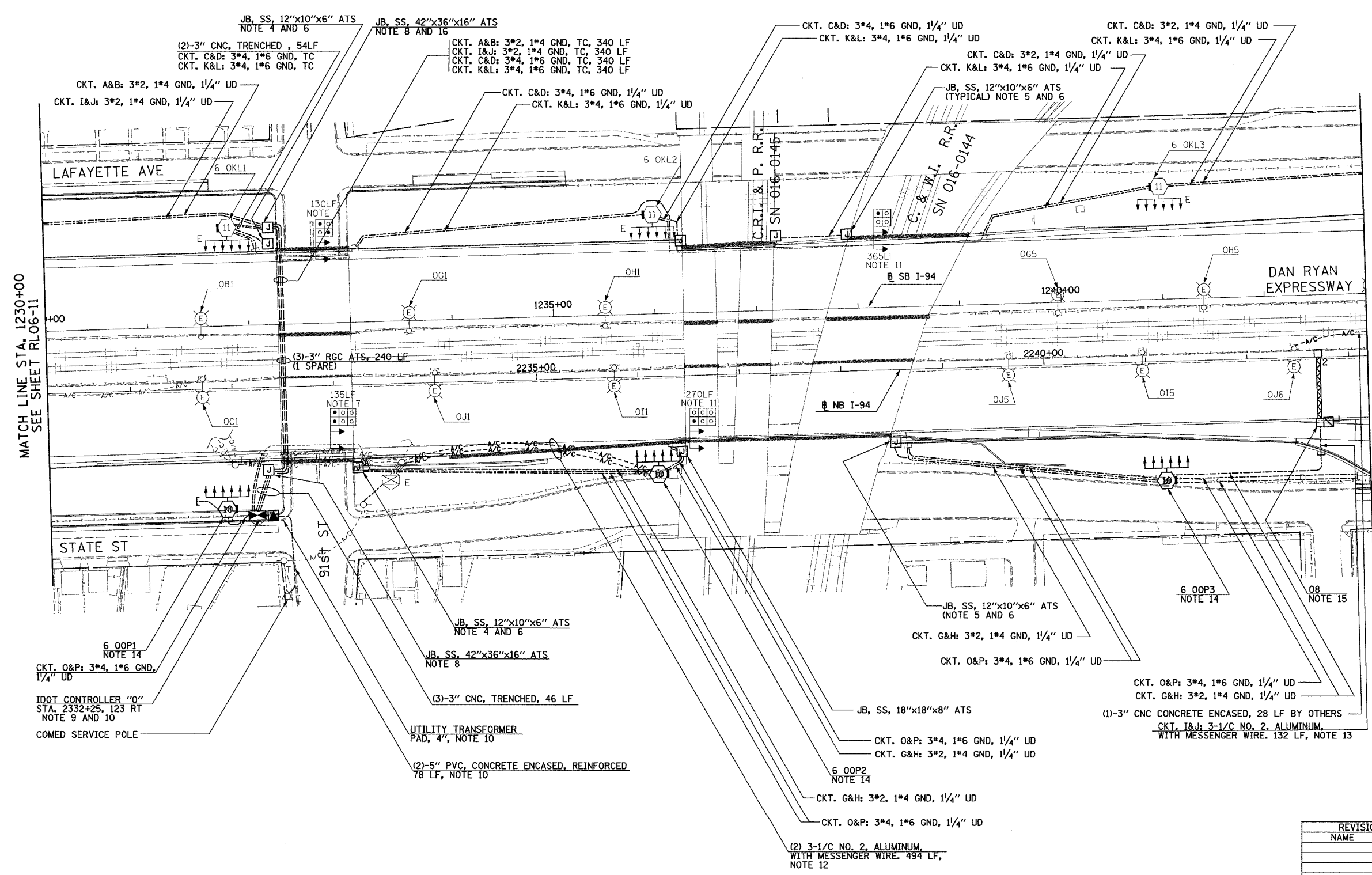
10/27/2004 6:00:39 PM

F.A.I. RTE.	SECTION	COUNTY	TOTAL SHEETS	SHEET NO.
90/94	2003-0311	COOK	976	173
STA. 1230+00		TO STA. 1243+00		
FED. ROAD DIST. NO.	ILLINOIS	FED. AID PROJECT		

62583

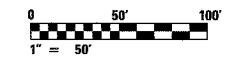
NOTES:

- SEE DRAWINGS ME-01 AND ME-02 FOR ELECTRICAL SYMBOLS AND ABBREVIATIONS.
- UNLESS NOTED OTHERWISE, ALL ITEMS AND WORK SHOWN IN HEAVY LINE WEIGHT ON THIS DRAWING ARE PROPOSED NEW ITEMS OF WORK
- THE EXISTING ROADWAY LIGHTING SYSTEM SHALL REMAIN IN OPERATION UNTIL THE PROPOSED ROADWAY LIGHTING SYSTEM HAS BEEN INSTALLED, ENERGIZED, TESTED, AND ACCEPTED BY THE ENGINEER, UNLESS OTHERWISE DIRECTED BY THE ENGINEER.
- SEE DRAWING UL-12 FOR 91st STREET UNDERPASS LIGHTING PLANS.
- SEE DRAWINGS UL-13 AND UL-14 FOR C.R.I. & P. RAILROAD & W.I. RAILROAD UNDERPASS LIGHTING PLANS.
- ALL JUNCTION BOXES MOUNTED ON OVERPASS STRUCTURES SHALL BE INSTALLED AS SHOWN ON DRAWING ME-06, UNLESS OTHERWISE NOTED
- CONCRETE ENCASED DUCTBANK SHALL BE PROVIDED UNDER SEPARATE CONTRACT. UNIT DUCT SHALL BE PULLED THROUGH DUCTBANK TO HIGH MAST TOWERS IN CONTINUOUS LENGTHS WITHOUT SPLICES. REFER TO SHEET ME-11 FOR DUCTBANK DEPTH UNDER ROAD.
- JUNCTION BOXES MOUNTED TO BRIDGE STRUCTURE SHALL BE INSTALLED AS SHOWN ON SHEET ME-05.
- LIGHTING CONTROLLER AND ELECTRICAL SERVICE MUST BE INSTALLED AS SHOWN ON ME-10, ME-18, ME-19, ME-20, AND BE-205 SHT 4 OF 4. EXISTING LIGHTING CONTROLLER TO REMAIN IN SERVICE. REFER SHEET SLO5-03 FOR SINGLE LINE DIAGRAM.
- REFER SHEET ME-15A FOR COMED TRANSFORMER PAD DETAILS.
- CONCRETE ENCASED DUCTBANK TO BE INSTALLED AS PART OF RAMP CONSTRUCTION CONTRACT 62694 AND 62695 FOR RAILROAD CROSSING ONLY. THIS IS TO ALLOW RAMP NORTH OF RAILROAD BRIDGES TO BE OPEN BEFORE MAINLINE CONSTRUCTION BEGINS.
- AERIAL CABLE AND TEMPORARY WOOD POLES SHALL BE INSTALLED TO ALLOW RAMP NORTH OF RAILROAD BRIDGES TO REMAIN OPEN DURING MAINLINE CONSTRUCTION. AERIAL CABLE AND WOOD POLES SHALL BE REMOVED AFTER PROPOSED LIGHTING IS INSTALLED, ENERGIZED AND ACCEPTED BY ENGINEER.
- PROVIDE AERIAL CABLE BETWEEN EXISTING LIGHT POLES TO PERMIT REMOVAL OF SIGN UNDER SEPARATE CONTRACT. REFER TO SHEET ME-16.
- FOUNDATIONS SHALL BE PROVIDED UNDER SEPARATE CONTRACT. CONTRACTOR TO COORDINATE TOWER INSTALLATION WITH CIVIL CONTRACTS 62694 AND 62695 AND AS DIRECTED BY THE ENGINEER.
- SIGN LUMINAIRES, DISCONNECT SWITCH AND WIRING SHALL BE PROVIDED UNDER THIS CONTRACT. SIGN STRUCTURE SHALL BE INSTALLED UNDER SEPARATE CONTRACT. NOTE: PROPOSED SIGN 08 SHALL BE INSTALLED AND OPERATIONAL BEFORE EXISTING SIGN 03 IS REMOVED.
- SPLICE CKT. A&B AND CKT. I & J TRAY CABLE TO UNIT DUCT IN JUNCTION BOX.



MATCH LINE STA. 1230+00
SEE SHEET RL06-11

MATCH LINE STA. 1243+00
SEE SHEET RL06-13



RL06-12

REVISIONS	
NAME	DATE

ILLINOIS DEPARTMENT OF TRANSPORTATION
 F.A.I. 90/94 (DAN RYAN EXPRESSWAY)
 31st STREET TO I-57
 ROADWAY LIGHTING PLANS
 PROPOSED IMPROVEMENTS 2006

SCALE: 1"=50' DRAWN BY: VG
 DATE: OCTOBER 29, 2004 CHECKED BY: TM

SINGH 300 W. ADAMS ST.
 CHICAGO, IL 60606
 SINGH & ASSOCIATES, INC.
 CONSULTING ENGINEERS
 TEL: (312) 629-0240
 FAX: (312) 629-8449

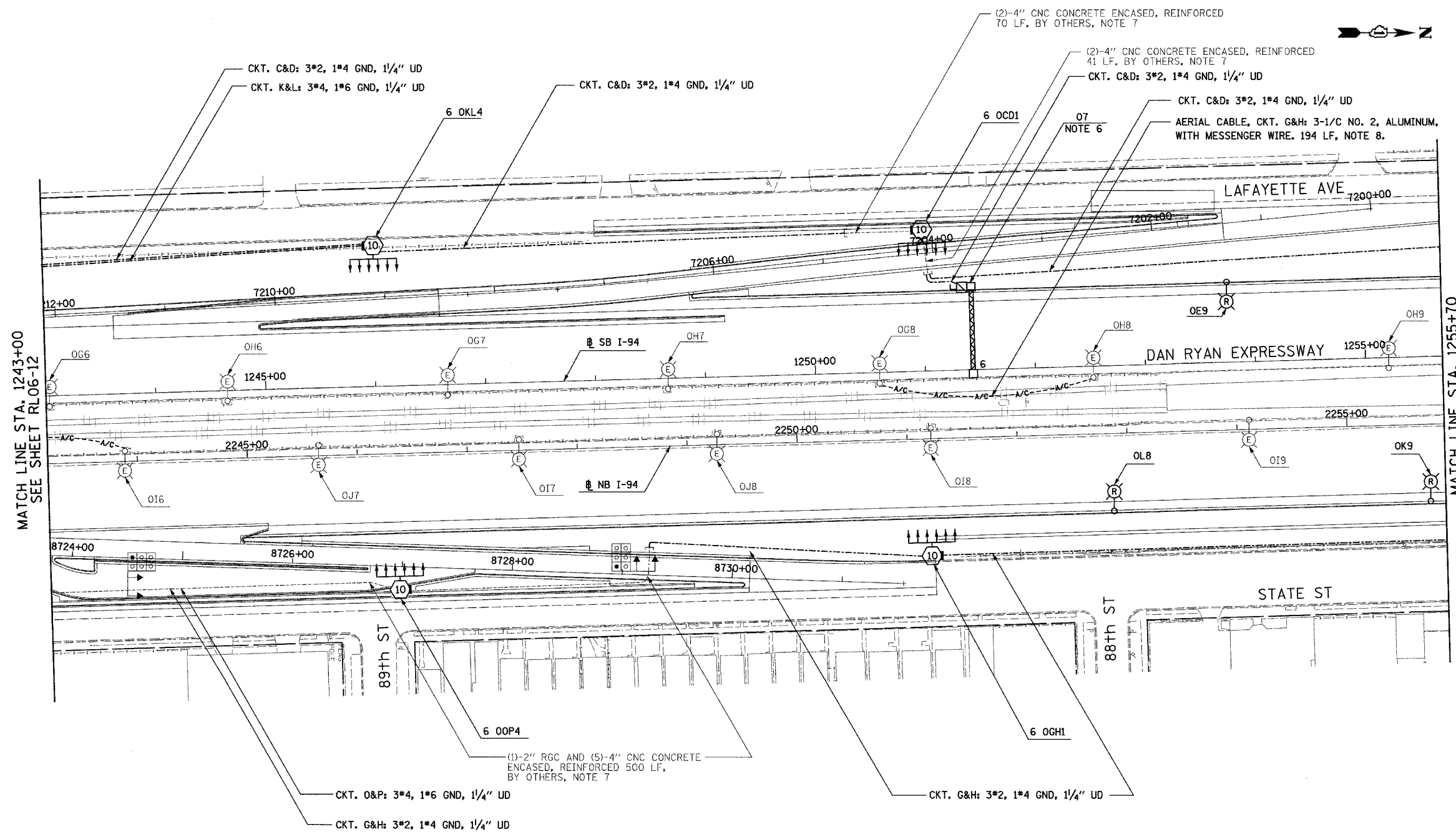
11/23/2004 3:48:12 PM

F.A.I. RTE.	SECTION	COUNTY	TOTAL SHEETS	SHEET NO.
90/94	2003-0311	COOK	976	174
STA. 1243+00		TO STA. 1255+70		
FED. ROAD DIST. NO.	ILLINOIS FED. AID PROJECT			

62583

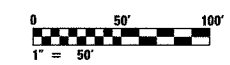
NOTES:

- SEE DRAWINGS ME-01 AND ME-02 FOR ELECTRICAL SYMBOLS AND ABBREVIATIONS.
- UNLESS NOTED OTHERWISE, ALL ITEMS AND WORK SHOWN IN HEAVY LINE WEIGHT ON THIS DRAWING ARE PROPOSED NEW ITEMS OF WORK.
- SEE SHEET ES-02 FOR HIGH MAST LIGHT TOWER SCHEDULE.
- THE EXISTING ROADWAY LIGHTING SYSTEM SHALL REMAIN IN OPERATION UNTIL THE PROPOSED ROADWAY LIGHTING SYSTEM HAS BEEN INSTALLED, ENERGIZED, TESTED, AND ACCEPTED BY THE ENGINEER, UNLESS OTHERWISE DIRECTED BY THE ENGINEER.
- INSTALL LIGHT TOWER ONLY. FOUNDATION SHALL BE PROVIDED UNDER SEPARATE CONTRACT. COORDINATE WITH CIVIL CONTRACTS AND AS DIRECTED BY THE ENGINEER.
- SIGN LUMINAIRES, DISCONNECT SWITCH AND WIRING SHALL BE PROVIDED UNDER THIS CONTRACT. SIGN STRUCTURE SHALL BE INSTALLED UNDER SEPARATE CONTRACT. NOTE: PROPOSED SIGN 07 SHALL BE INSTALLED AND OPERATIONAL BEFORE EXISTING SIGN 01 IS REMOVED.
- UNIT DUCT SHALL BE PULLED THROUGH EXISTING UNDERGROUND DUCTBANKS PROVIDED UNDER SEPARATE CONTRACT. UNIT DUCT SHALL BE INSTALLED BETWEEN HIGH MAST LIGHT TOWERS IN CONTINUOUS LENGTHS WITHOUT SPLICES.
- REFER SHEET ME-16 FOR TEMPORARY AERIAL CABLE CONNECTION.



MATCH LINE STA. 1243+00
SEE SHEET RL06-12

MATCH LINE STA. 1255+70
SEE SHEET RL06-14



RL06-13

REVISIONS	
NAME	DATE

ILLINOIS DEPARTMENT OF TRANSPORTATION
 F.A.I. 90/94 (DAN RYAN EXPRESSWAY)
 31st STREET TO I-57
 ROADWAY LIGHTING PLANS
 PROPOSED IMPROVEMENTS 2006

SCALE: 1"=50'
 DATE: OCTOBER 29, 2004

DRAWN BY: VG
 CHECKED BY: TM

SINGH 300 W. ADAMS ST.
 CHICAGO, IL 60606
 SINGH & ASSOCIATES, INC. TEL: (312) 629-0240
 CONSULTING ENGINEERS FAX: (312) 629-8449

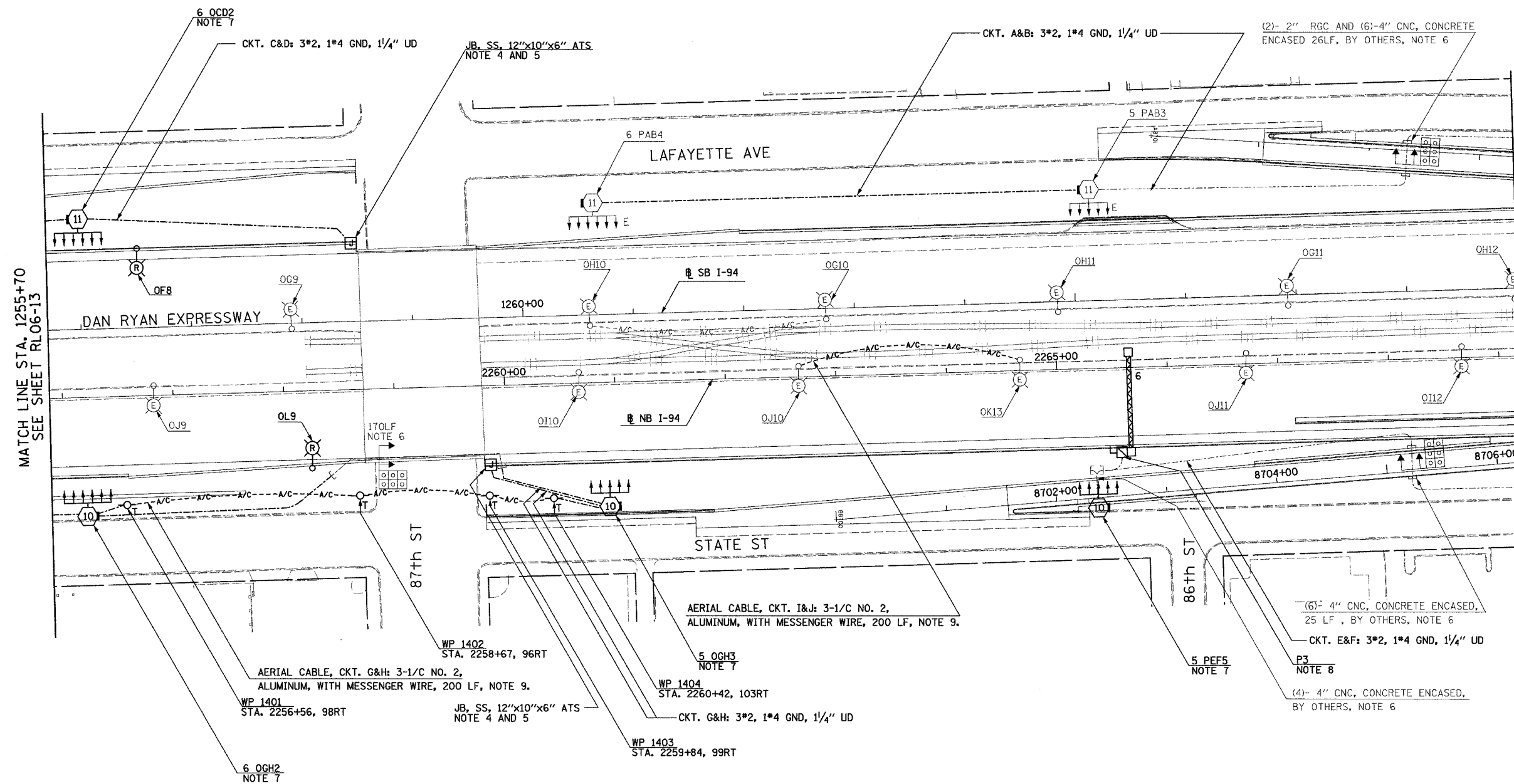
11/23/2004 8:40:14 AM

F.A.I. RTE.	SECTION	COUNTY	TOTAL SHEETS	SHEET NO.
90/94	2003-0311	COOK	976	175
STA. 1255+70		TO STA. 1269+00		
FED. ROAD DIST. NO.	ILLINOIS	FED. AID PROJECT		

62583

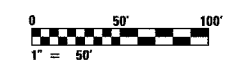
NOTES:

- SEE DRAWINGS ME-01 AND ME-02 FOR ELECTRICAL SYMBOLS AND ABBREVIATIONS.
- UNLESS NOTED OTHERWISE, ALL ITEMS AND WORK SHOWN IN HEAVY LINE WEIGHT ON THIS DRAWING ARE PROPOSED NEW ITEMS OF WORK
- THE EXISTING ROADWAY LIGHTING SYSTEM SHALL REMAIN IN OPERATION UNTIL THE PROPOSED ROADWAY LIGHTING SYSTEM HAS BEEN INSTALLED, ENERGIZED, TESTED, AND ACCEPTED BY THE ENGINEER, UNLESS OTHERWISE DIRECTED BY THE ENGINEER.
- SEE DRAWING UL-15 FOR 87th STREET UNDERPASS LIGHTING PLANS.
- ALL JUNCTION BOXES MOUNTED ON OVERPASS STRUCTURES SHALL BE INSTALLED AS SHOWN ON DRAWING ME-06, UNLESS OTHERWISE NOTED
- CONCRETE ENCASED DUCTBANK SHALL BE PROVIDED UNDER SEPARATE CONTRACT. UNIT DUCT SHALL BE PULLED THROUGH DUCTBANK TO HIGH MAST TOWERS IN CONTINUOUS LENGTHS WITHOUT SPLICES. REFER TO SHEET ME-11 FOR DUCTBANK DEPTH UNDER ROAD.
- INSTALL LIGHT TOWER ONLY. FOUNDATION SHALL BE PROVIDED UNDER SEPARATE CONTRACT. COORDINATE WITH CIVIL CONTRACTS AND AS DIRECTED BY THE ENGINEER.
- SIGN LUMINAIRES, DISCONNECT SWITCH AND WIRING SHALL BE PROVIDED UNDER THIS CONTRACT. SIGN STRUCTURE SHALL BE INSTALLED UNDER SEPARATE CONTRACT.
- REFER SHEET ME-16 FOR TEMPORARY AERIAL CABLE CONNECTION.



MATCH LINE STA. 1255+70
SEE SHEET RL06-13

MATCH LINE STA. 1269+00
SEE SHEET RL06-15



RL06-14

REVISIONS	
NAME	DATE

ILLINOIS DEPARTMENT OF TRANSPORTATION
 F.A.I. 90/94 (DAN RYAN EXPRESSWAY)
 31st STREET TO I-57
 ROADWAY LIGHTING PLANS
 PROPOSED IMPROVEMENTS 2006
 SCALE: 1"=50'
 DATE: OCTOBER 29, 2004
 DRAWN BY: VG
 CHECKED BY: TM

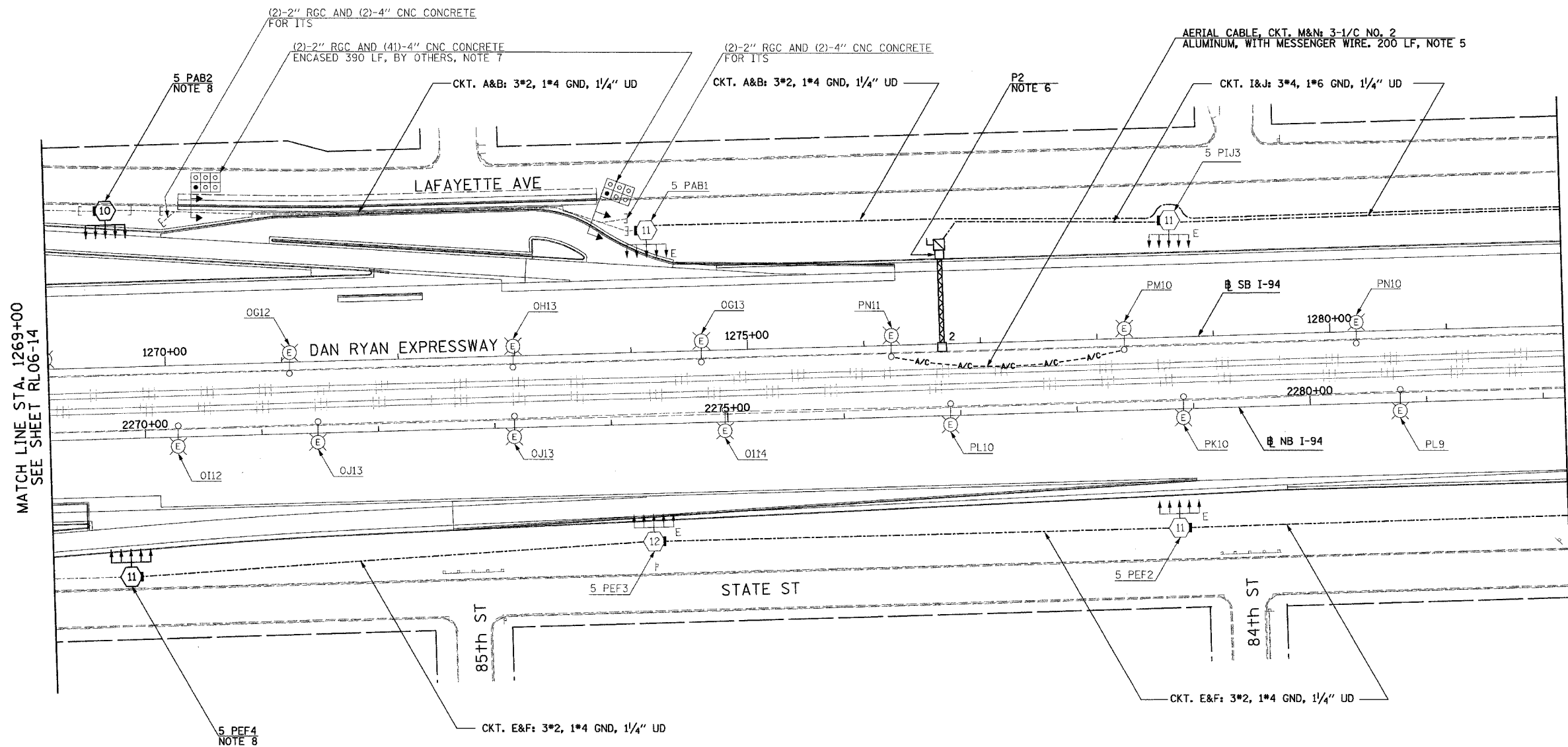
SINGH 300 W. ADAMS ST.
 CHICAGO, IL 60606
 SINGH & ASSOCIATES, INC. TEL: (312) 629-0240
 CONSULTING ENGINEERS FAX: (312) 629-8449

11/22/2004 4:57:06 PM

F.A.I. RTE.	SECTION	COUNTY	TOTAL SHEETS	SHEET NO.
90/94	2003-0311	COOK	976	176
STA. 1269+00		TO STA. 1282+00		
FED. ROAD DIST. NO.	ILLINOIS	FED. AID PROJECT	62583	

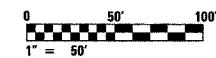
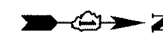
NOTES:

- SEE DRAWINGS ME-01 AND ME-02 FOR ELECTRICAL SYMBOLS AND ABBREVIATIONS.
- UNLESS NOTED OTHERWISE, ALL ITEMS AND WORK SHOWN IN HEAVY LINE WEIGHT ON THIS DRAWING ARE PROPOSED NEW ITEMS OF WORK.
- SEE SHEET ES-01 AND ES-02 FOR HIGH MAST LIGHT TOWER SCHEDULE.
- THE EXISTING ROADWAY LIGHTING SYSTEM SHALL REMAIN IN OPERATION UNTIL THE PROPOSED ROADWAY LIGHTING SYSTEM HAS BEEN INSTALLED, ENERGIZED, TESTED, AND ACCEPTED BY THE ENGINEER, UNLESS OTHERWISE DIRECTED BY THE ENGINEER.
- PROVIDE AERIAL CABLE BETWEEN EXISTING LIGHT POLES TO PERMIT INSTALLATION OF SIGN STRUCTURE UNDER SEPARATE CONTRACT. REFER TO SHEET ME-16
- SIGN LUMINAIRES, DISCONNECT SWITCH AND WIRING SHALL BE PROVIDED UNDER THIS CONTRACT. SIGN STRUCTURE SHALL BE INSTALLED UNDER SEPARATE CONTRACT. NOTE: EXISTING SIGN P4 SHALL NOT BE DISCONNECTED UNTIL PROPOSED SIGN P2 IS INSTALLED AND OPERATIONAL.
- UNIT DUCT SHALL BE PULLED THROUGH EXISTING UNDERGROUND DUCTBANKS PROVIDED UNDER SEPARATE CONTRACT. UNIT DUCT SHALL BE INSTALLED BETWEEN HIGH MAST LIGHT TOWERS IN CONTINUOUS LENGTHS WITHOUT SPLICES.
- INSTALL LIGHT TOWER ONLY. FOUNDATION SHALL BE PROVIDED UNDER SEPARATE CONTRACT. COORDINATE WITH CIVIL CONTRACTS AND AS DIRECTED BY THE ENGINEER.



MATCH LINE STA. 1269+00
SEE SHEET RL06-14

MATCH LINE STA. 1282+00
SEE SHEET RL06-16



RL06-15

REVISIONS	
NAME	DATE

ILLINOIS DEPARTMENT OF TRANSPORTATION
 F.A.I. 90/94 (DAN RYAN EXPRESSWAY)
 31st STREET TO I-57
 ROADWAY LIGHTING PLANS
 PROPOSED IMPROVEMENTS 2006

SCALE: 1"=50'
 DATE: OCTOBER 29, 2004
 DRAWN BY: VG
 CHECKED BY: TM

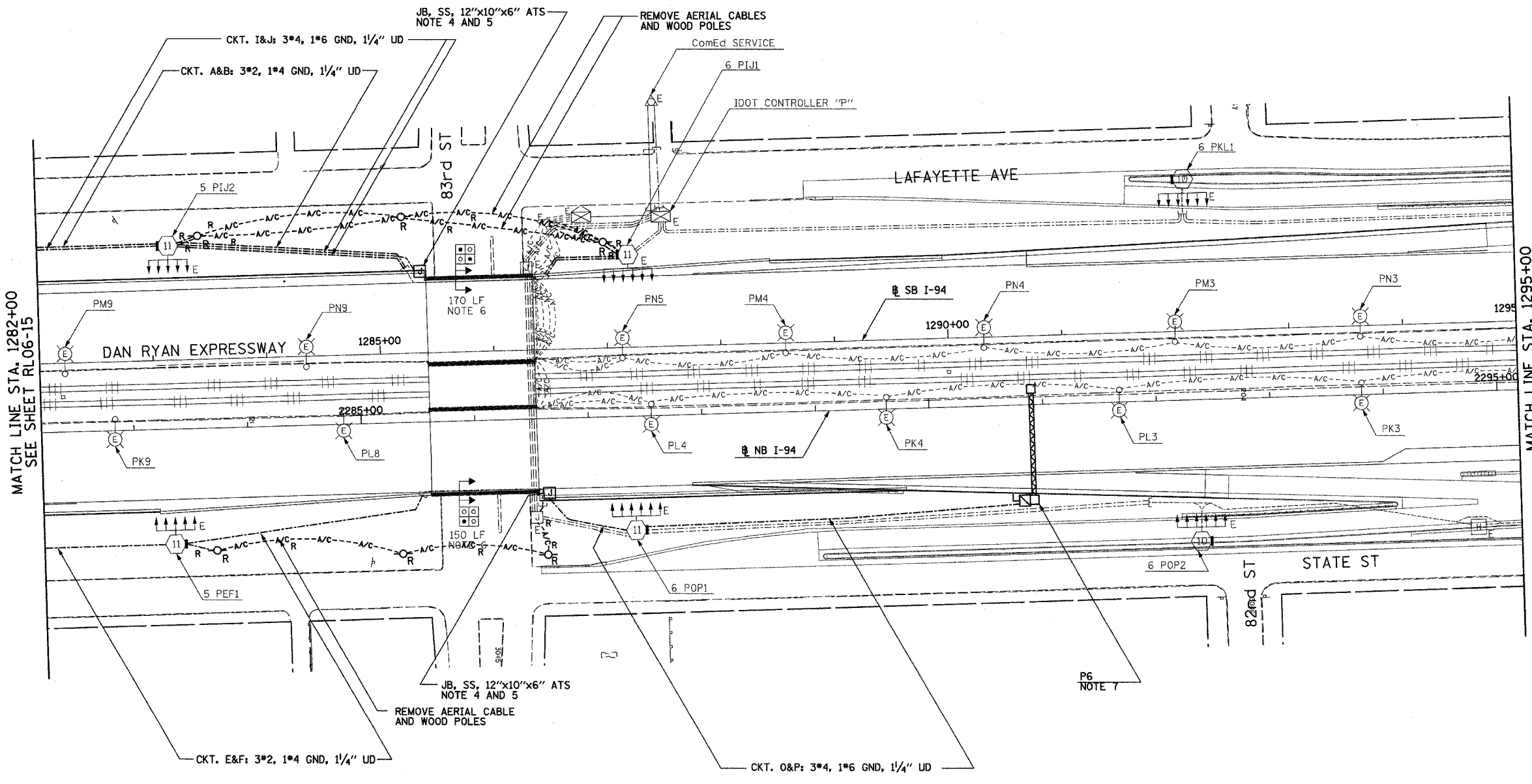
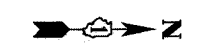
SINGH
 SINGH & ASSOCIATES, INC.
 CONSULTING ENGINEERS

300 W. ADAMS ST.
 CHICAGO, IL 60606
 TEL: (312) 629-0240
 FAX: (312) 629-8449

11/22/2004 3:29:44 PM

F.A.I. RTE.	SECTION	COUNTY	TOTAL SHEETS	SHEET NO.
90/94	2003-0311	COOK	976	177
STA. 1282+00		TO STA. 1295+00		
FED. ROAD DIST. NO.	ILLINOIS	FED. AID PROJECT		

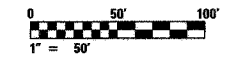
62583



MATCH LINE STA. 1282+00
SEE SHEET RL06-15

MATCH LINE STA. 1295+00
SEE SHEET RL06-17

- NOTES:**
- SEE DRAWINGS ME-01 AND ME-02 FOR ELECTRICAL SYMBOLS AND ABBREVIATIONS.
 - UNLESS NOTED OTHERWISE, ALL ITEMS AND WORK SHOWN IN HEAVY LINE WEIGHT ON THIS DRAWING ARE PROPOSED NEW ITEMS AND WORK.
 - THE EXISTING ROADWAY LIGHTING SYSTEM SHALL REMAIN IN OPERATION UNTIL THE PROPOSED ROADWAY LIGHTING SYSTEM HAS BEEN INSTALLED, ENERGIZED, TESTED, AND ACCEPTED BY THE ENGINEER, UNLESS OTHERWISE DIRECTED BY THE ENGINEER.
 - SEE DRAWING UL-16 FOR 83rd STREET UNDERPASS LIGHTING PLANS.
 - ALL JUNCTION BOXES MOUNTED ON OVERPASS STRUCTURES SHALL BE INSTALLED AS SHOWN ON DRAWING ME-06, UNLESS OTHERWISE NOTED.
 - CONCRETE ENCASED DUCTBANK SHALL BE PROVIDED UNDER SEPARATE CONTRACT. UNIT DUCT SHALL BE PULLED THROUGH DUCTBANK TO HIGH MAST TOWERS IN CONTINUOUS LENGTHS WITHOUT SPLICES. REFER TO SHEET ME-11 FOR DUCTBANK DEPTH UNDER ROAD.
 - SIGN LUMINAIRES, DISCONNECT SWITCH AND WIRING SHALL BE PROVIDED UNDER THIS CONTRACT. SIGN STRUCTURE SHALL BE INSTALLED UNDER SEPARATE CONTRACT. NOTE: EXISTING SIGN P3 SHALL NOT BE DISCONNECTED UNTIL PROPOSED SIGN P6 IS INSTALLED AND OPERATIONAL.



RL06-16

SINGH
SINGH & ASSOCIATES, INC.
CONSULTING ENGINEERS

300 W. ADAMS ST.
CHICAGO, IL 60606
TEL: (312) 629-0240
FAX: (312) 629-8449

REVISIONS	
NAME	DATE

ILLINOIS DEPARTMENT OF TRANSPORTATION
F.A.I. 90/94 (DAN RYAN EXPRESSWAY)
31st STREET TO I-57
ROADWAY LIGHTING PLANS
PROPOSED IMPROVEMENTS 2006

SCALE: 1"=50'
DATE: OCTOBER 29, 2004

DRAWN BY: VG
CHECKED BY: TM

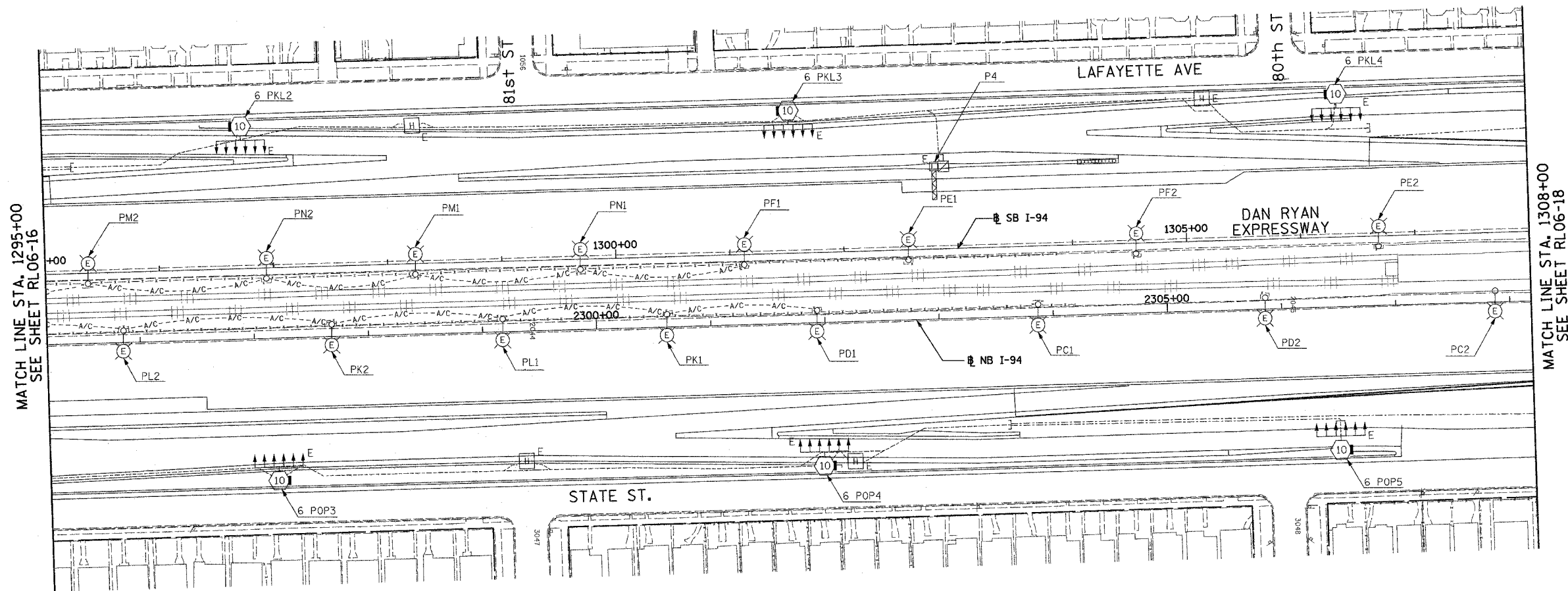
10/21/2004 10:33:49 PM

F.A.I. RTE.	SECTION	COUNTY	TOTAL SHEETS	SHEET NO.
90/94	2003-0311	COOK	976	178
STA. 1295+00	TO STA. 1308+00			
FED. ROAD DIST. NO.	ILLINOIS	FED. AID PROJECT		

62583

NOTES:

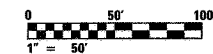
- SEE DRAWINGS ME-01 AND ME-02 FOR ELECTRICAL SYMBOLS AND ABBREVIATIONS.



MATCH LINE STA. 1295+00
SEE SHEET RL06-16

MATCH LINE STA. 1308+00
SEE SHEET RL06-18

NO ELECTRICAL WORK THIS SHEET
FOR REFERENCE ONLY



RL06-17

REVISIONS	
NAME	DATE

ILLINOIS DEPARTMENT OF TRANSPORTATION
F.A.I. 90/94 (DAN RYAN EXPRESSWAY)
31st STREET TO I-57
ROADWAY LIGHTING PLANS
PROPOSED IMPROVEMENTS 2006
SCALE: 1"=50'
DATE: OCTOBER 29, 2004
DRAWN BY: VG
CHECKED BY: TM

SINGH 300 W. ADAMS ST.
CHICAGO, IL 60606
SINGH & ASSOCIATES, INC. TEL: (312) 629-0240
CONSULTING ENGINEERS FAX: (312) 629-8449

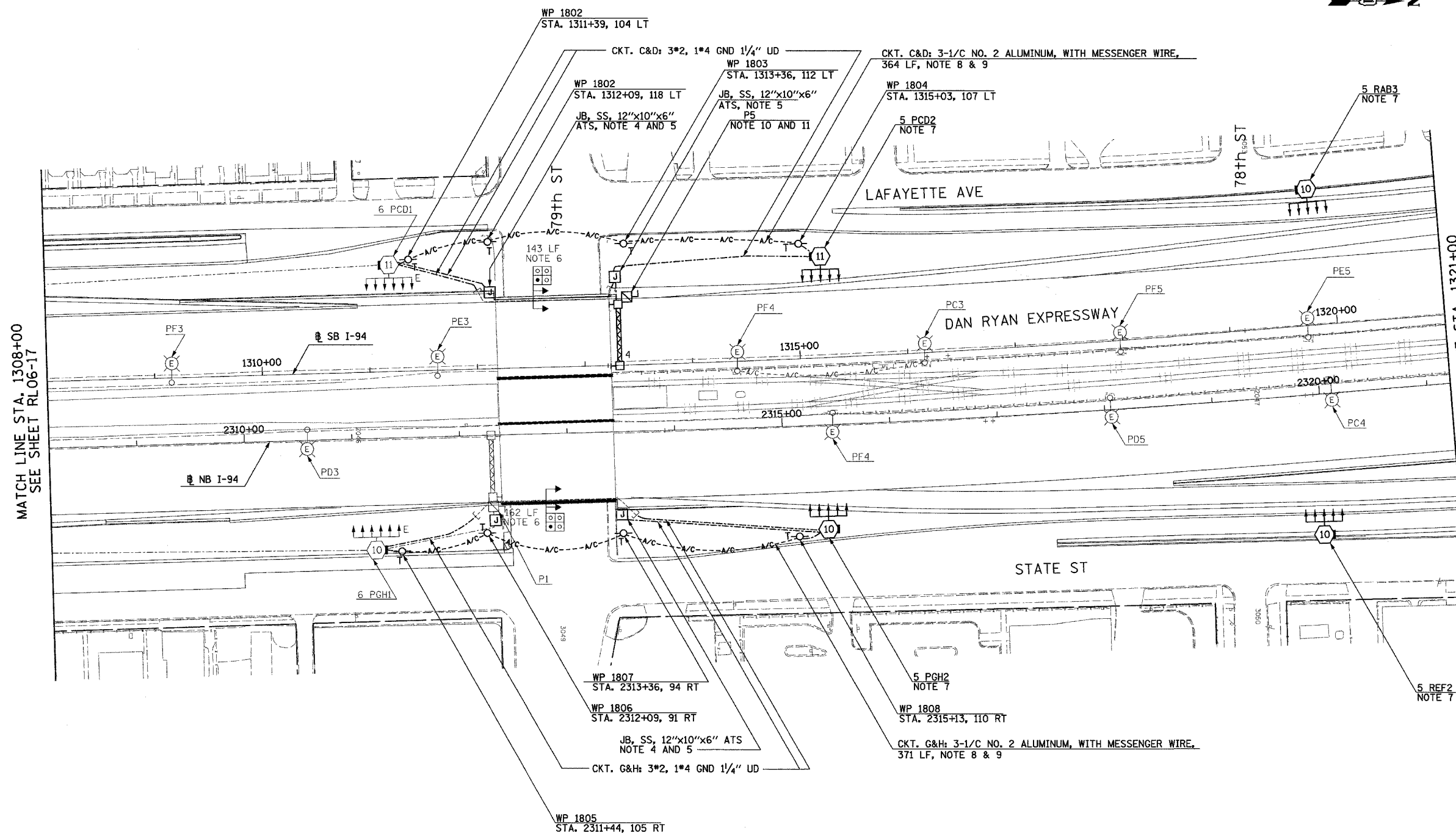
10/15/2004 9:42:28 AM

F.A.I. RTE.	SECTION	COUNTY	TOTAL SHEETS	SHEET NO.
90/94	2003-0311	COOK	976	179
STA. 1308+00		TO STA. 1321+00		
FED. ROAD DIST. NO.	ILLINOIS	FED. AID PROJECT		

62583

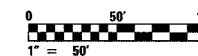
NOTES:

- SEE DRAWINGS ME-01 AND ME-02 FOR ELECTRICAL SYMBOLS AND ABBREVIATIONS.
- UNLESS NOTED OTHERWISE, ALL ITEMS AND WORK SHOWN IN HEAVY LINE WEIGHT ON THIS DRAWING ARE PROPOSED NEW ITEMS AND WORK.
- THE EXISTING ROADWAY LIGHTING SYSTEM SHALL REMAIN IN OPERATION UNTIL THE PROPOSED ROADWAY LIGHTING SYSTEM HAS BEEN INSTALLED, ENERGIZED, TESTED, AND ACCEPTED BY THE ENGINEER, UNLESS OTHERWISE DIRECTED BY THE ENGINEER.
- SEE DRAWING UL-17 FOR 79th STREET UNDERPASS LIGHTING PLANS.
- ALL JUNCTION BOXES MOUNTED ON OVERPASS STRUCTURES SHALL BE INSTALLED AS SHOWN ON DRAWING ME-06, UNLESS OTHERWISE NOTED.
- CONCRETE ENCASED DUCTBANK SHALL BE PROVIDED UNDER SEPARATE CONTRACT. UNIT DUCT SHALL BE PULLED THROUGH DUCTBANK TO HIGH MAST TOWERS IN CONTINUOUS LENGTHS WITHOUT SPLICES. REFER TO SHEET ME-11 FOR DUCTBANK DEPTH UNDER ROAD.
- FOUNDATIONS SHALL BE PROVIDED UNDER CONTRACT 62694 AND 62695. CONTRACTOR TO COORDINATE WITH THESE CONTRACTS FOR INSTALLATION OF LIGHT POLE AND LUMINAIRE.
- PROPOSED RAMP LIGHTING TO BE INSTALLED AND ENERGIZED PRIOR TO OPENING OF RAMP. COORDINATE WITH CIVIL CONTRACTS 62694 AND 62695 AND AS DIRECTED BY THE ENGINEER.
- REFER SHEET ME-16 FOR TEMPORARY AERIAL CABLE CONNECTION.
- SIGN LUMINAIRES, DISCONNECT SWITCH AND WIRING SHALL BE PROVIDED UNDER THIS CONTRACT. SIGN STRUCTURE SHALL BE INSTALLED UNDER SEPARATE CONTRACT. SIGN LIGHTING SHALL BE ENERGIZED AND ACCEPTED BY ENGINEER PRIOR TO RAMP OPENING. NOTE: PROPOSED BRIDGE MOUNTED SIGN P5 SHALL BE INSTALLED AND OPERATIONAL BEFORE EXISTING SIGN P2 IS DISCONNECTED.
- REFER TO DETAIL ME-06A FOR TYPICAL TRANSITION FROM UNIT DUCT TO BRIDGE MOUNTED SIGN STRUCTURE COST FOR TRANSITION SHALL BE INCLUDED UNDER "ELECTRIC CONNECTION TO SIGN STRUCTURE" PAY ITEM.



MATCH LINE STA. 1308+00
SEE SHEET RL06-17

MATCH LINE STA. 1321+00
SEE SHEET RL06-19



RL06-18

REVISIONS	
NAME	DATE

ILLINOIS DEPARTMENT OF TRANSPORTATION
F.A.I. 90/94 (DAN RYAN EXPRESSWAY)
31st STREET TO I-57
ROADWAY LIGHTING PLANS
PROPOSED IMPROVEMENTS 2006

SCALE: 1"=50'
DATE: OCTOBER 29, 2004
DRAWN BY: VG
CHECKED BY: TM

SINGH 300 W. ADAMS ST.
CHICAGO, IL 60606
SINGH & ASSOCIATES, INC. TEL: (312) 629-0240
CONSULTING ENGINEERS FAX: (312) 629-8449

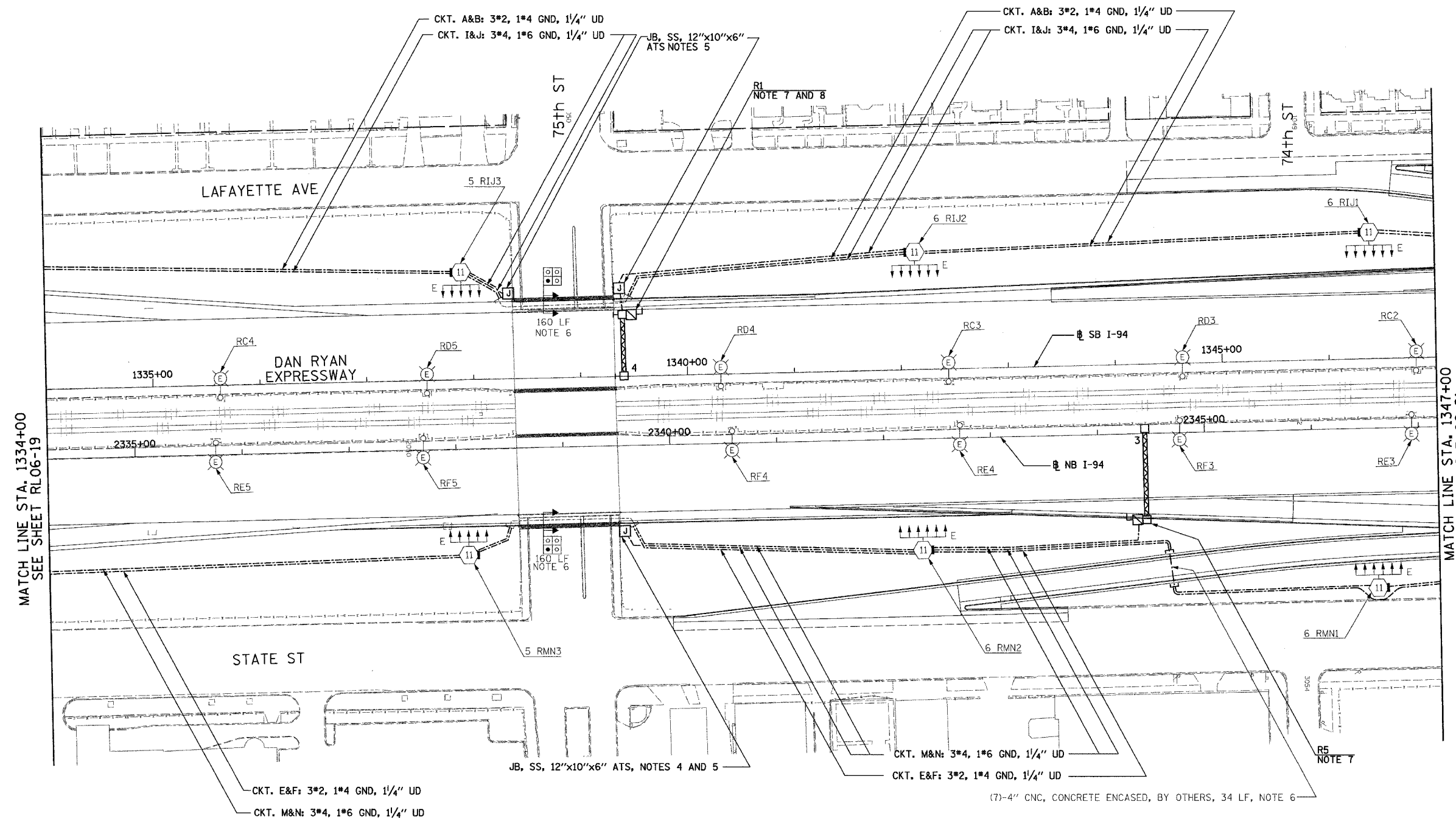
11/22/2004 3:32:55 PM

F.A.I. RTE.	SECTION	COUNTY	TOTAL SHEETS	SHEET NO.
90/94	2003-0311	COOK	976	181
STA. 1334+00 TO STA. 1347+00				
FED. ROAD DIST. NO.		ILLINOIS	FED. AID PROJECT	

62583

NOTES:

- SEE DRAWINGS ME-01 AND ME-02 FOR ELECTRICAL SYMBOLS AND ABBREVIATIONS.
- UNLESS NOTED OTHERWISE, ALL ITEMS AND WORK SHOWN IN HEAVY LINE WEIGHT ON THIS DRAWING ARE PROPOSED NEW ITEMS AND WORK.
- THE EXISTING ROADWAY LIGHTING SYSTEM SHALL REMAIN IN OPERATION UNTIL THE PROPOSED ROADWAY LIGHTING SYSTEM HAS BEEN INSTALLED, ENERGIZED, TESTED, AND ACCEPTED BY THE ENGINEER, UNLESS OTHERWISE DIRECTED BY THE ENGINEER.
- SEE DRAWING UL-19 FOR 75th STREET UNDERPASS LIGHTING PLANS.
- ALL JUNCTION BOXES MOUNTED ON OVERPASS STRUCTURES SHALL BE INSTALLED AS SHOWN ON DRAWING ME-06, UNLESS OTHERWISE NOTED.
- CONCRETE ENCASED DUCTBANK SHALL BE PROVIDED UNDER SEPARATE CONTRACT. UNIT DUCT SHALL BE PULLED THROUGH DUCTBANK TO HIGH MAST TOWERS IN CONTINUOUS LENGTHS WITHOUT SPLICES. REFER TO SHEET ME-11 FOR DUCTBANK DEPTH UNDER ROAD.
- SIGN LUMINAIRES, DISCONNECT SWITCH AND WIRING SHALL BE PROVIDED UNDER THIS CONTRACT. SIGN STRUCTURE SHALL BE INSTALLED UNDER SEPARATE CONTRACT. NOTE: PROPOSED SIGN R1 SHALL BE INSTALLED AND OPERATIONAL BEFORE EXISTING SIGN R4 IS REMOVED. NOTE: PROPOSED SIGN R5 SHALL BE INSTALLED AND OPERATIONAL BEFORE EXISTING SIGN R5 IS REMOVED.
- REFER TO DETAIL ME-06A FOR TYPICAL TRANSITION FROM UNIT DUCT TO BRIDGE MOUNTED SIGN STRUCTURE COST FOR TRANSITION SHALL BE INCLUDED UNDER "ELECTRIC CONNECTION TO SIGN STRUCTURE" PAY ITEM.



MATCH LINE STA. 1334+00
SEE SHEET RL06-19

MATCH LINE STA. 1347+00
SEE SHEET RL06-21

RL06-20

SINGH 300 W. ADAMS ST.
CHICAGO, IL 60606
SINGH & ASSOCIATES, INC. TEL: (312) 629-0240
CONSULTING ENGINEERS FAX: (312) 629-8449

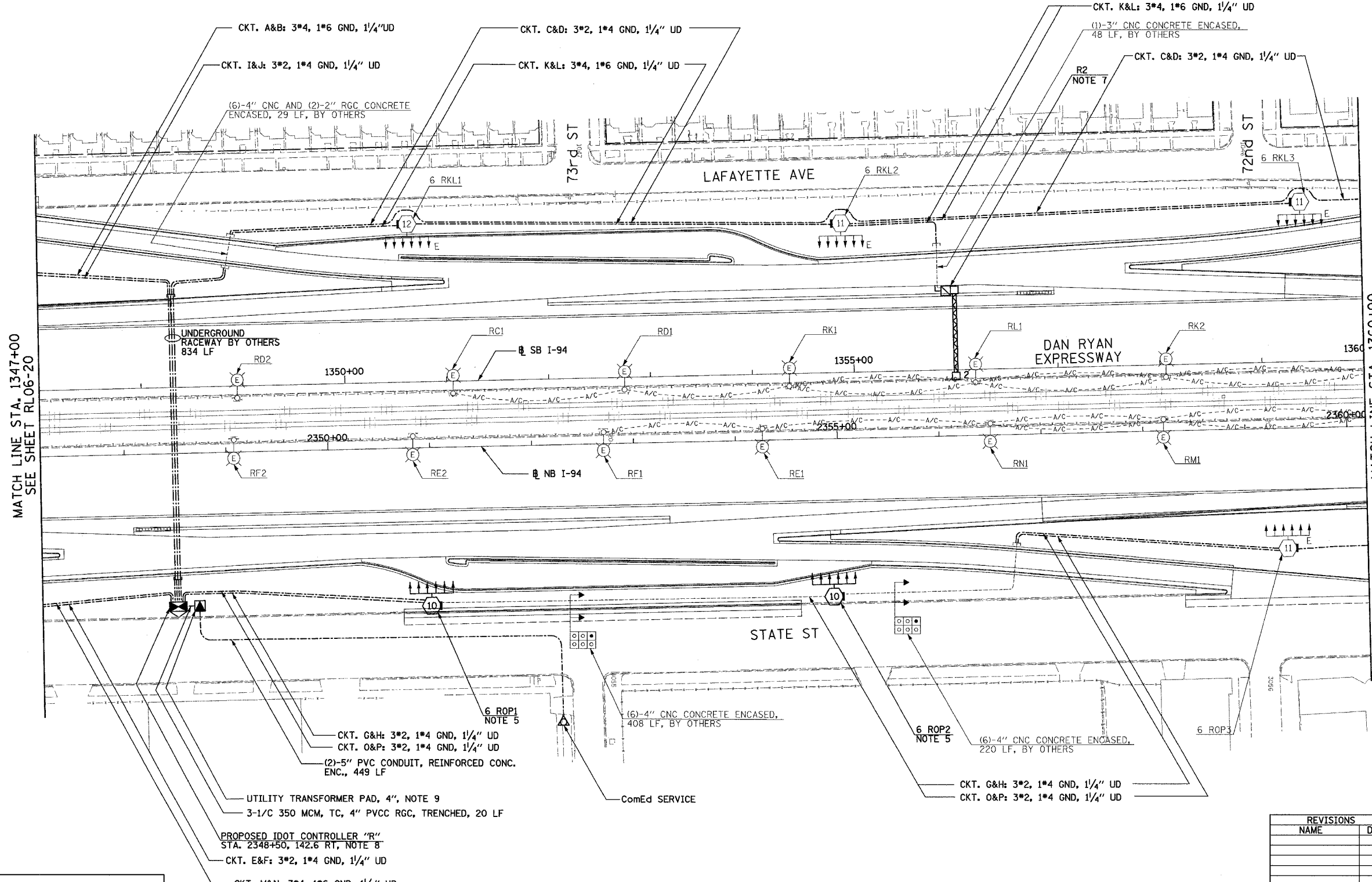
REVISIONS	
NAME	DATE
REVISED	01/21/05

ILLINOIS DEPARTMENT OF TRANSPORTATION
 F.A.I. 90/94 (DAN RYAN EXPRESSWAY)
 31st STREET TO I-57
 ROADWAY LIGHTING PLANS
 PROPOSED IMPROVEMENTS 2006
 SCALE: 1"=50'
 DATE: OCTOBER 29, 2004
 DRAWN BY: VG
 CHECKED BY: TM

1/25/2005 12:24:04 PM



- NOTES:**
- SEE DRAWINGS ME-01 AND ME-02 FOR ELECTRICAL SYMBOLS AND ABBREVIATIONS.
 - UNLESS NOTED OTHERWISE, ALL ITEMS AND WORK SHOWN IN HEAVY LINE WEIGHT ON THIS DRAWING ARE PROPOSED NEW ITEMS OF WORK.
 - SEE SHEET ES-03 FOR HIGH MAST LIGHT TOWER SCHEDULE.
 - THE EXISTING ROADWAY LIGHTING SYSTEM SHALL REMAIN IN OPERATION UNTIL THE PROPOSED ROADWAY LIGHTING SYSTEM HAS BEEN INSTALLED, ENERGIZED, TESTED, AND ACCEPTED BY THE ENGINEER, UNLESS OTHERWISE DIRECTED BY THE ENGINEER.
 - FOUNDATIONS SHALL BE PROVIDED UNDER CONTRACT 62694 AND 62695. CONTRACTOR TO COORDINATE WITH THESE CONTRACTS FOR INSTALLATION OF LIGHT POLE AND LUMINAIRE.
 - UNIT DUCT SHALL BE PULLED THROUGH EXISTING UNDERGROUND DUCT BANKS PROVIDED UNDER SEPARATE CONTRACTS. UNIT DUCT SHALL BE INSTALLED BETWEEN HIGH MAST LIGHT TOWER IN CONTINUOUS LENGTHS WITHOUT SPLICES.
 - SIGN LUMINAIRES, DISCONNECT SWITCH AND WIRING SHALL BE PROVIDED UNDER THIS CONTRACT. SIGN STRUCTURE SHALL BE INSTALLED UNDER SEPARATE CONTRACT.
 - LIGHTING CONTROLLER AND ELECTRICAL SERVICE MUST BE INSTALLED AS SHOWN ON ME-18, ME-19, ME-20, AND BE-205 SHT 4 OF 4. TEMPORARY LIGHTING CONTROLLER SHALL REMAIN IN SERVICE. REFER TO SHEET SLO5-05 FOR SINGLE LINE DIAGRAM.
 - REFER SHEET ME-15A FOR COMED TRANSFORMER PAD DETAILS.

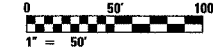


MATCH LINE STA. 1347+00
SEE SHEET RL06-20

MATCH LINE STA. 1360+00
SEE SHEET RL06-22

SINGH 300 W. ADAMS ST.
CHICAGO, IL 60606
SINGH & ASSOCIATES, INC. TEL: (312) 629-0240
CONSULTING ENGINEERS FAX: (312) 629-8449

- UTILITY TRANSFORMER PAD, 4", NOTE 9
- 3-1/C 350 MCM, TC, 4" PVCC RGC, TRENCHED, 20 LF
- PROPOSED IDOT CONTROLLER "R"
STA. 2348+50, 142.6 RT, NOTE 8
- CKT. E&F: 3*2, 1*4 GND, 1/4" UD
- CKT. M&N: 3*4, 1*6 GND, 1/4" UD



RL06-21

REVISIONS	
NAME	DATE

ILLINOIS DEPARTMENT OF TRANSPORTATION
F.A.I. 90/94 (DAN RYAN EXPRESSWAY)
31st STREET TO I-57
ROADWAY LIGHTING PLANS
PROPOSED IMPROVEMENTS 2006

SCALE: 1"=50'
DATE: OCTOBER 29, 2004

DRAWN BY: VG
CHECKED BY: TM

1/25/2005 12:24:08 PM

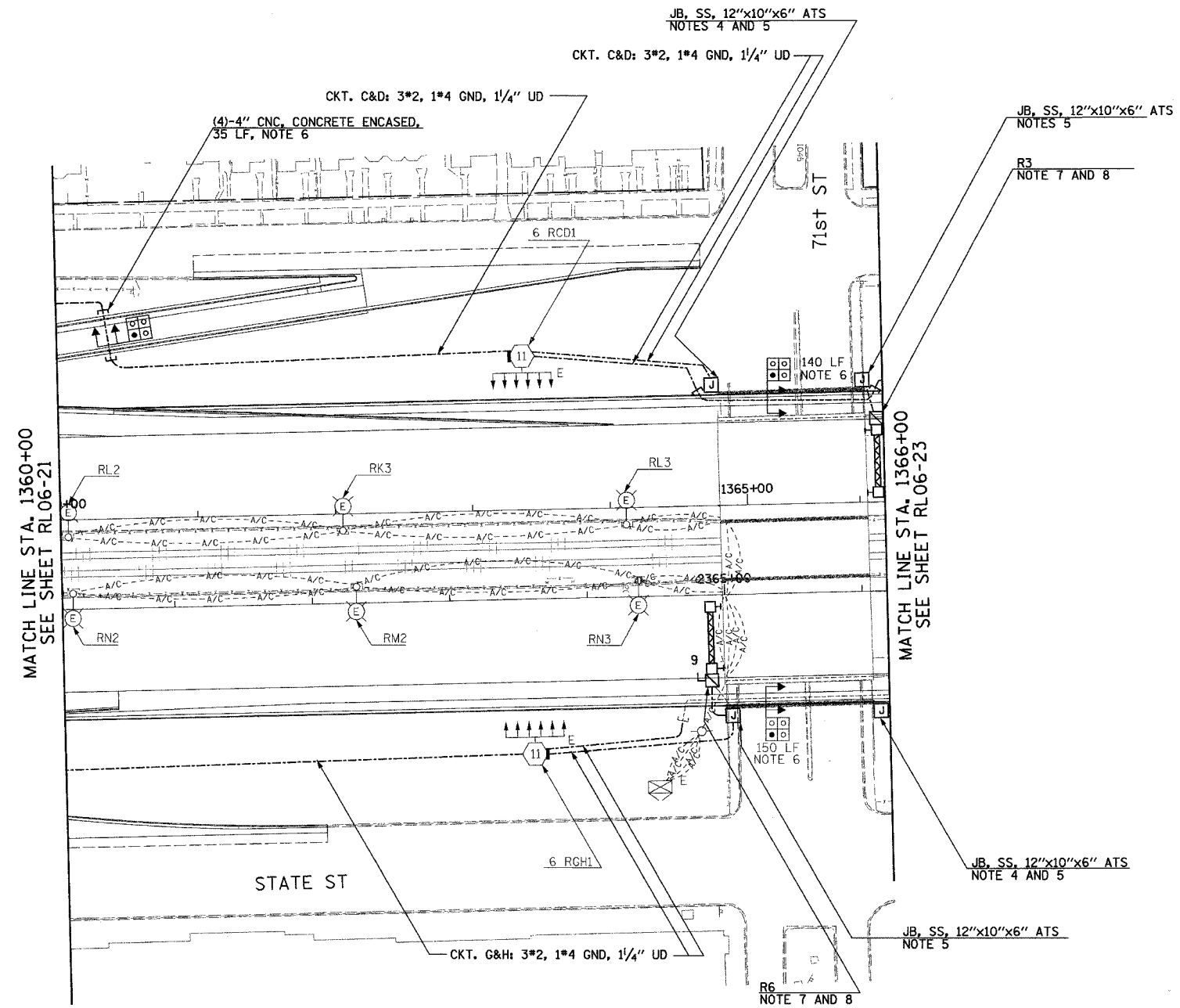
F.A.I. RTE.	SECTION	COUNTY	TOTAL SHEETS	SHEET NO.
90/94	2003-0311	COOK	976	183
STA. 1360+00		TO STA. 1366+00		
FED. ROAD DIST. NO.	ILLINOIS	FED. AID PROJECT		

62583



NOTES:

1. SEE DRAWINGS ME-01 AND ME-02 FOR ELECTRICAL SYMBOLS AND ABBREVIATIONS.
2. UNLESS NOTED OTHERWISE, ALL ITEMS AND WORK SHOWN IN HEAVY LINE WEIGHT ON THIS DRAWING ARE PROPOSED NEW ITEMS OF WORK.
3. THE EXISTING ROADWAY LIGHTING SYSTEM SHALL REMAIN IN OPERATION UNTIL THE PROPOSED ROADWAY LIGHTING SYSTEM HAS BEEN INSTALLED, ENERGIZED, TESTED, AND ACCEPTED BY THE ENGINEER, UNLESS OTHERWISE DIRECTED BY THE ENGINEER.
4. SEE DRAWING UL-19A FOR 71st STREET UNDERPASS LIGHTING PLANS.
5. ALL JUNCTION BOXES MOUNTED ON OVERPASS STRUCTURES SHALL BE INSTALLED AS SHOWN ON DRAWING ME-06, UNLESS OTHERWISE NOTED.
6. CONCRETE ENCASED DUCTBANK SHALL BE PROVIDED UNDER SEPARATE CONTRACT. UNIT DUCT SHALL BE PULLED THROUGH DUCTBANK TO HIGH MAST TOWERS IN CONTINUOUS LENGTHS WITHOUT SPLICES. REFER TO SHEET ME-11 FOR DUCTBANK DEPTH UNDER ROAD.
7. SIGN LUMINAIRES, DISCONNECT SWITCH AND WIRING SHALL BE PROVIDED UNDER THIS CONTRACT. SIGN STRUCTURE SHALL BE INSTALLED UNDER SEPARATE CONTRACT. NOTE: PROPOSED BRIDGE MOUNTED SIGN R5 SHALL BE INSTALLED AND OPERATIONAL BEFORE EXISTING SIGN R6 IS DISCONNECTED.
8. REFER TO DETAIL ME-06A FOR TYPICAL TRANSITION FROM UNIT DUCT TO BRIDGE MOUNTED SIGN STRUCTURE COST FOR TRANSITION SHALL BE INCLUDED UNDER "ELECTRIC CONNECTION TO SIGN STRUCTURE" PAY ITEM.



RL06-22

REVISIONS		ILLINOIS DEPARTMENT OF TRANSPORTATION	
NAME	DATE	F.A.I. 90/94 (DAN RYAN EXPRESSWAY)	
		31st STREET TO I-57	
		ROADWAY LIGHTING PLANS	
		PROPOSED IMPROVEMENTS 2006	
		SCALE: 1"=50'	DRAWN BY: VG
		DATE: OCTOBER 29, 2004	CHECKED BY: TM
REVISED	01/21/05		

SINGH 300 W. ADAMS ST.
CHICAGO, IL 60606
SINGH & ASSOCIATES, INC. TEL: (312) 629-0240
CONSULTING ENGINEERS FAX: (312) 629-8449

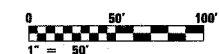
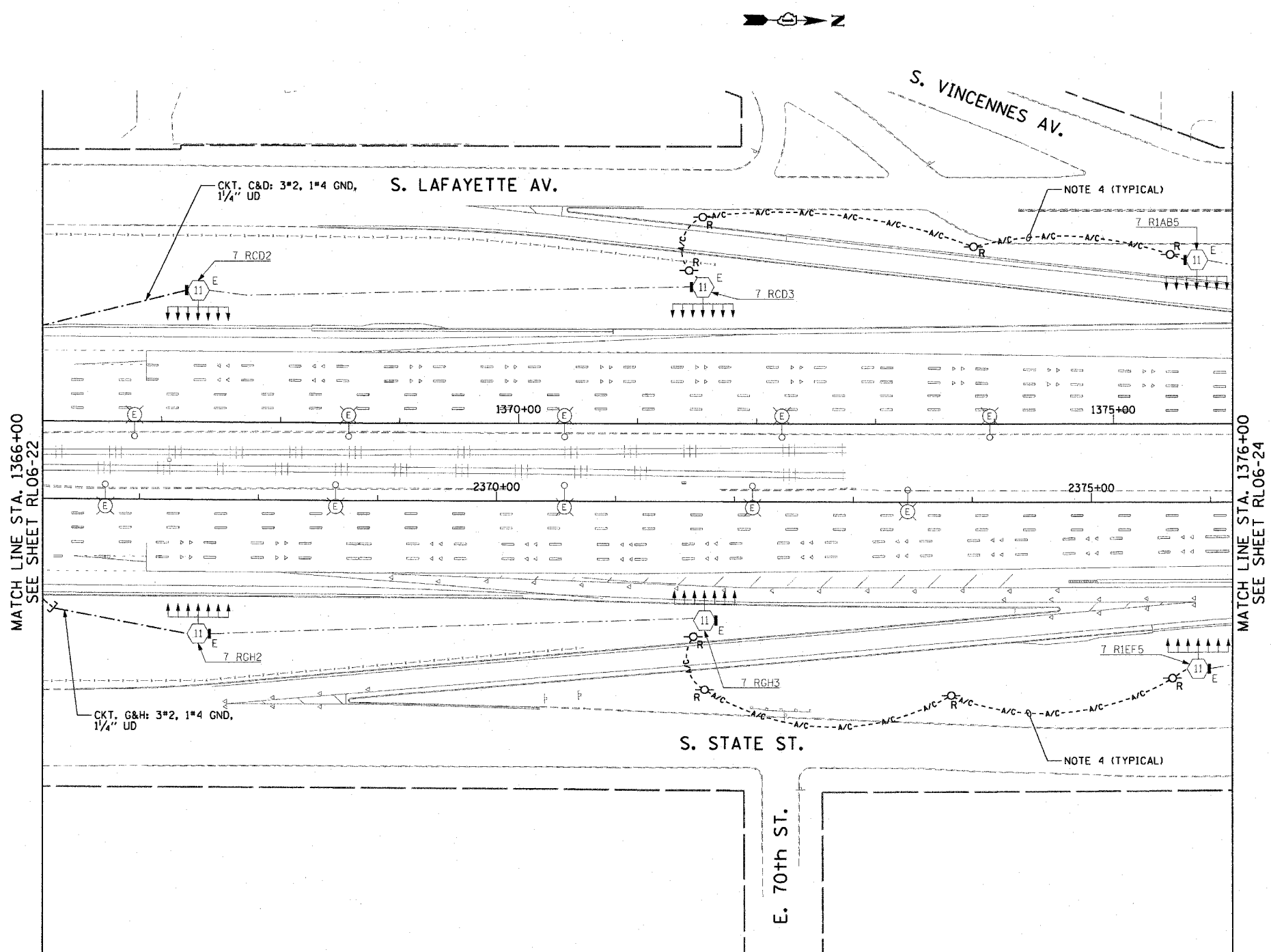
1/25/2006 12:24:12 PM

F.A.I. RTE.	SECTION	COUNTY	TOTAL SHEETS	SHEET NO.
90/94	2003-0311	COOK	976	184
STA. 1366+00.00 TO STA. 1376+00.00				
FED. ROAD DIST. NO. 1 ILLINOIS FED. AID PROJECT				

62583

NOTES:

- SEE DRAWINGS ME-01 AND ME-02 FOR ELECTRICAL SYMBOLS AND ABBREVIATIONS.
- UNLESS NOTED OTHERWISE, ALL ITEMS AND WORK SHOWN IN HEAVY LINE WEIGHT ON THIS DRAWING ARE PROPOSED ITEMS AND WORK.
- COORDINATE THE REMOVAL OF THE TEMPORARY POWER FEEDS ON THIS DRAWING WITH THE INSTALLATION OF THE PERMANENT POWER FEEDS TO HIGH MAST TOWERS 7 RCD2 AND 7 RGH2 FROM CONTROLLER "R".
- EXISTING TEMPORARY AERIAL CABLES TO BE REMOVED WILL BE INCLUDED FOR PAYMENT WITH THE "WOODEN POLE REMOVAL" PAY ITEM.
- THE CONDUIT FOR ALL GROUND MOUNTED HIGH MAST TOWERS MUST BE INSTALLED AS SHOWN ON DRAWING ME-13.



RL06-23

REVISIONS	
NAME	DATE

ILLINOIS DEPARTMENT OF TRANSPORTATION
 F.A.I. 90/94 (DAN RYAN EXPRESSWAY)
 31st STREET TO I-57
 ROADWAY LIGHTING PLANS
 PROPOSED IMPROVEMENTS 2006
 SCALE: 1"=50' DRAWN BY: CJM
 DATE: October 29, 2004 CHECKED BY: WDS

CTE ENGINEERS
 CONSOER TOWNSEND ENVIRONMENTAL ENGINEERS, INC.
 303 EAST WACKER DRIVE, SUITE 600
 CHICAGO ILLINOIS 60601-5202, PHONE: (312) 938-0300

10/15/2004 04:17:13 PM

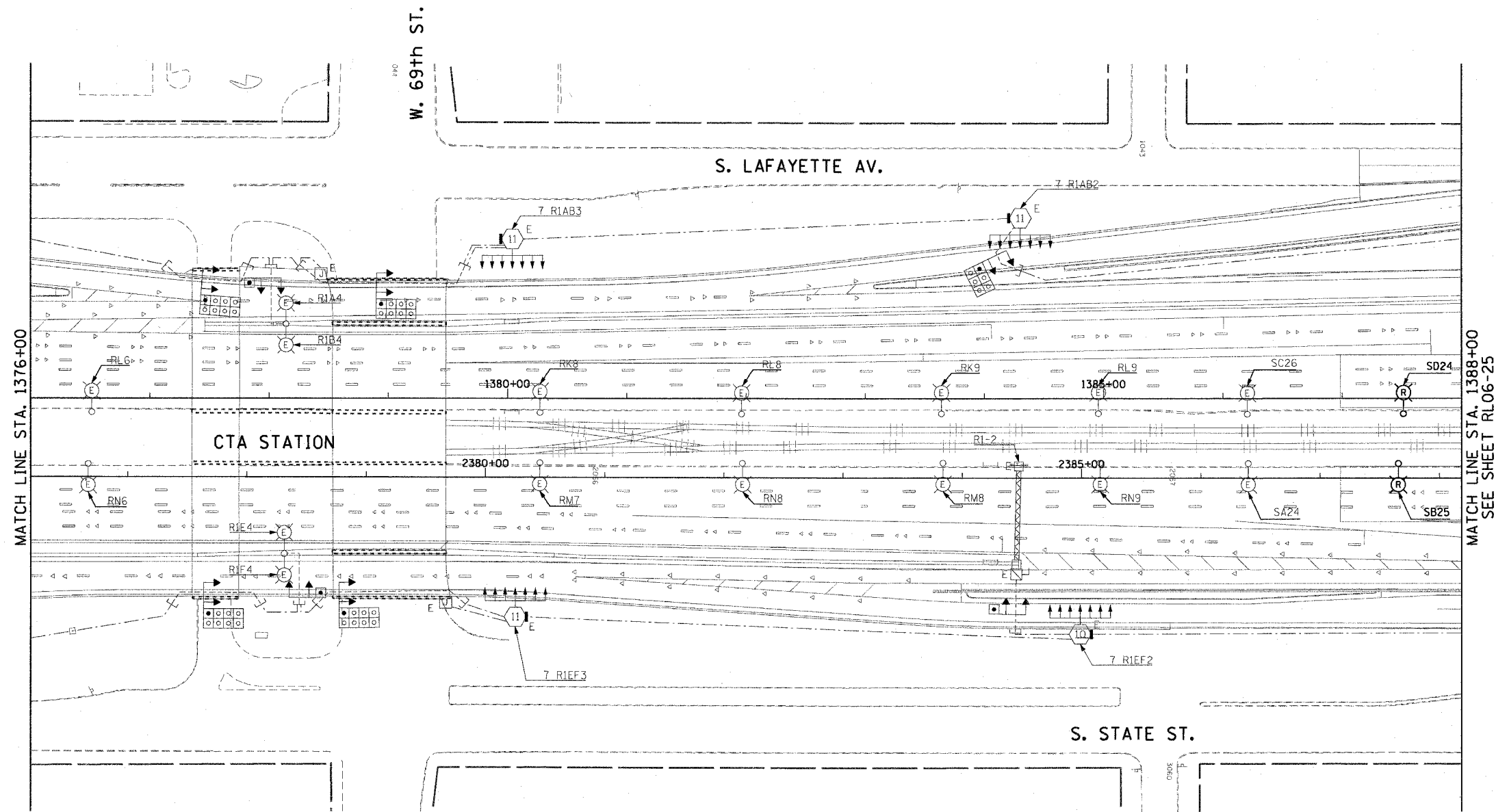
F.A.I. RTE.	SECTION	COUNTY	TOTAL SHEETS	SHEET NO.
90/94	2003-0311	COOK	976	185
STA. 1376+00.00 TO STA. 1388+00.00		FED. ROAD DIST. NO. 1 ILLINOIS FED. AID PROJECT		

62583

NOTES:

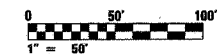
1. SEE DRAWINGS ME-01 AND ME-02 FOR ELECTRICAL SYMBOLS AND ABBREVIATIONS.
2. COORDINATE ALL WORK WITH IDOT CONTRACT NOS. 62300 AND 62302.
3. UNLESS NOTED OTHERWISE, ALL ITEMS AND WORK SHOWN IN HEAVY LINE WEIGHT ON THIS DRAWING ARE PROPOSED ITEMS AND WORK.
4. SEE DRAWING UL-20 FOR 69th STREET UNDERPASS LIGHTING PLANS.

m:\040468\elec\62583\cfr212\sh\contract_220005\10202422_06.dwg



MATCH LINE STA. 1376+00

MATCH LINE STA. 1388+00
SEE SHEET RL06-25



RL06-24

REVISIONS	
NAME	DATE

ILLINOIS DEPARTMENT OF TRANSPORTATION
 F.A.I. 90/94 (DAN RYAN EXPRESSWAY)
 31st STREET TO I-57
 ROADWAY LIGHTING PLANS
 PROPOSED IMPROVEMENTS 2006

SCALE: 1"=50' DRAWN BY: CJM
 DATE: October 29, 2004 CHECKED BY: WDS

CTE ENGINEERS
 CONSER TOWNSEND ENVIRONMENTAL ENGINEERS, INC.
 303 EAST WACKER DRIVE, SUITE 600
 CHICAGO, ILLINOIS 60601-5212, PHONE: (312) 938-0300

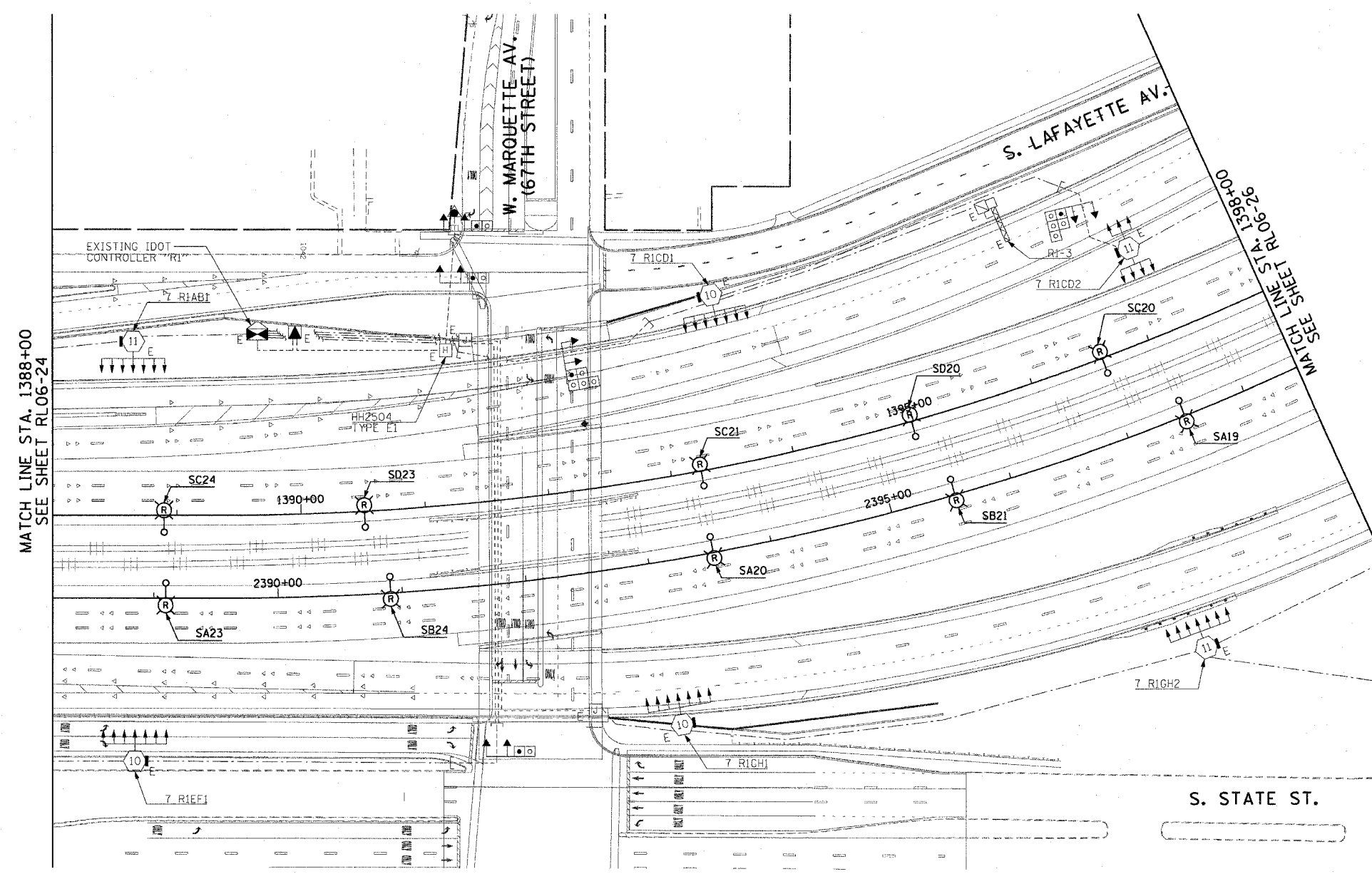
10/15/2004 04:17:14 PM

F.A.I. RTE.	SECTION	COUNTY	TOTAL SHEETS	SHEET NO.
90/94	2003-0311	COOK	976	186
STA. 1388+00.00		TO STA. 1398+00.00		
FED. ROAD DIST. NO. 1 ILLINOIS FED. AID PROJECT				

62583

NOTES:

- SEE DRAWINGS ME-01 AND ME-02 FOR ELECTRICAL SYMBOLS AND ABBREVIATIONS.
- COORDINATE ALL WORK WITH IDOT CONTRACT NOS. 62300 AND 62302.
- UNLESS NOTED OTHERWISE, ALL ITEMS AND WORK SHOWN IN HEAVY LINE WEIGHT ON THIS DRAWING ARE PROPOSED ITEMS AND WORK.



RL06-25

REVISIONS	
NAME	DATE

ILLINOIS DEPARTMENT OF TRANSPORTATION
 F.A.I. 90/94 (DAN RYAN EXPRESSWAY)
 31st STREET TO I-57
**ROADWAY LIGHTING PLANS
 PROPOSED IMPROVEMENTS 2006**

SCALE: 1"=50'
 DATE: October 29, 2004

DRAWN BY: CJM
 CHECKED BY: WDS

CTE ENGINEERS
 CONSOER TOWNSEND ENVIRONMENTAL ENGINEERS, INC.
 303 EAST WACKER DRIVE, SUITE 600
 CHICAGO, ILLINOIS 60601-5202, PHONE: (312) 938-0300

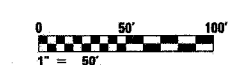
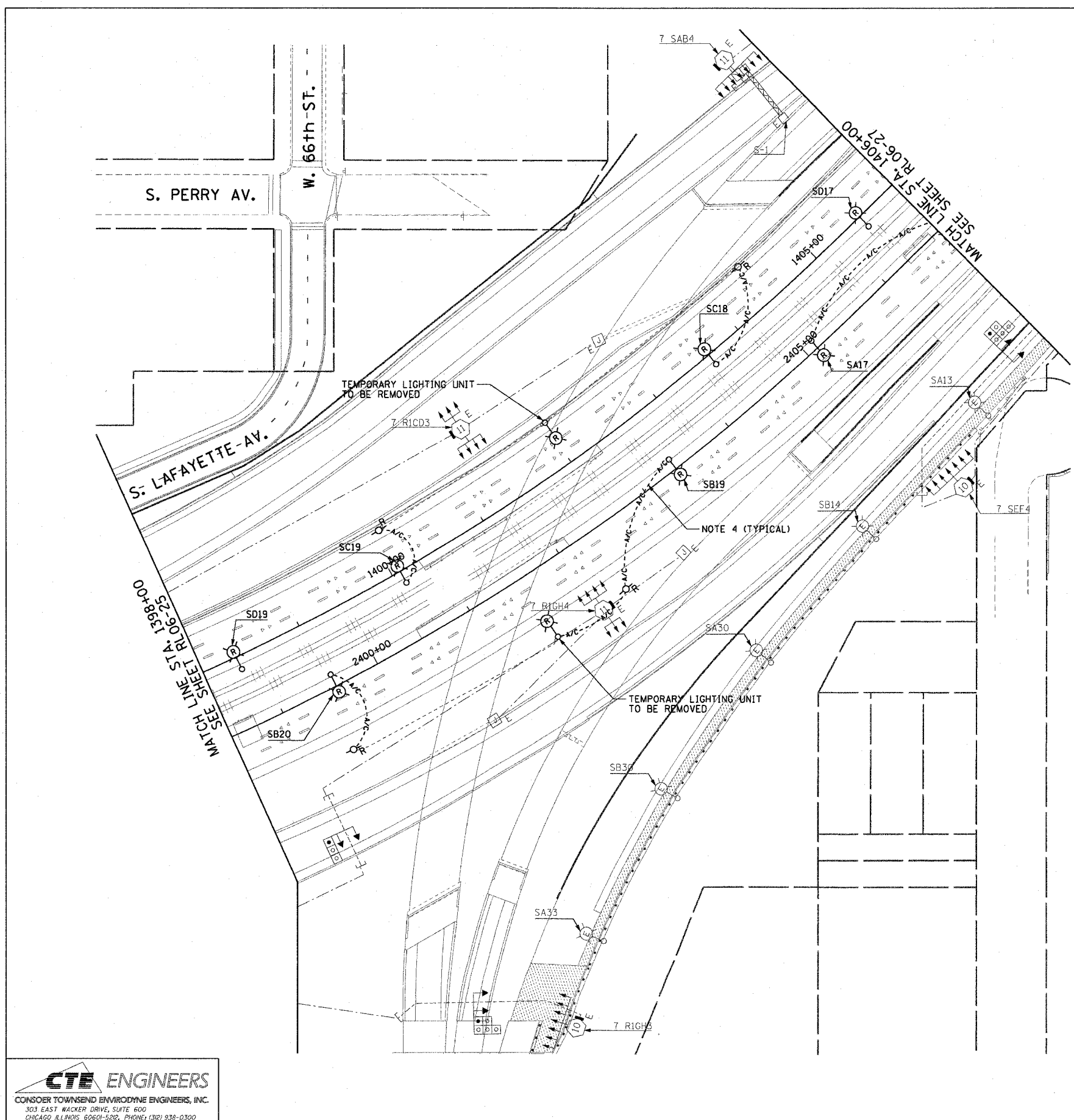
10/15/2004 04:17:16 PM

F.A.I. RTE.	SECTION	COUNTY	TOTAL SHEETS	SHEET NO.
90/94	2003-0311	COOK	976	187
STA. 1398+00.00		TO STA. 1406+00.00		
FED. ROAD DIST. NO. 1 ILLINOIS FED. AID PROJECT				

62583

NOTES:

- SEE DRAWING ME-01 AND ME-02 FOR ELECTRICAL SYMBOLS AND ABBREVIATIONS.
- COORDINATE ALL WORK WITH IDOT CONTRACT NOS. 62300 AND 62302.
- UNLESS NOTED OTHERWISE, ALL ITEMS AND WORK SHOWN IN HEAVY LINE WEIGHT ON THIS DRAWING ARE PROPOSED ITEMS AND WORK.
- EXISTING TEMPORARY AERIAL CABLES TO BE REMOVED WILL BE INCLUDED FOR PAYMENT WITH THE "WOODEN POLE REMOVAL" PAY ITEM. ABANDON ANY EXISTING CONDUIT UTILIZED FOR THE TEMPORARY FEED IN PLACE.



RL06-26

REVISIONS	
NAME	DATE

ILLINOIS DEPARTMENT OF TRANSPORTATION
 F.A.I. 90/94 (DAN RYAN EXPRESSWAY)
 31st STREET TO I-57
**ROADWAY LIGHTING PLANS
 PROPOSED IMPROVEMENTS 2006**

SCALE: 1"=50' DRAWN BY: CJM
 DATE: October 29, 2004 CHECKED BY: WDS

CTE ENGINEERS
 CONSOER TOWNSEND ENVIRONMENTAL ENGINEERS, INC.
 303 EAST WACKER DRIVE, SUITE 600
 CHICAGO, ILLINOIS 60601-5202, PHONE: (312) 938-0300

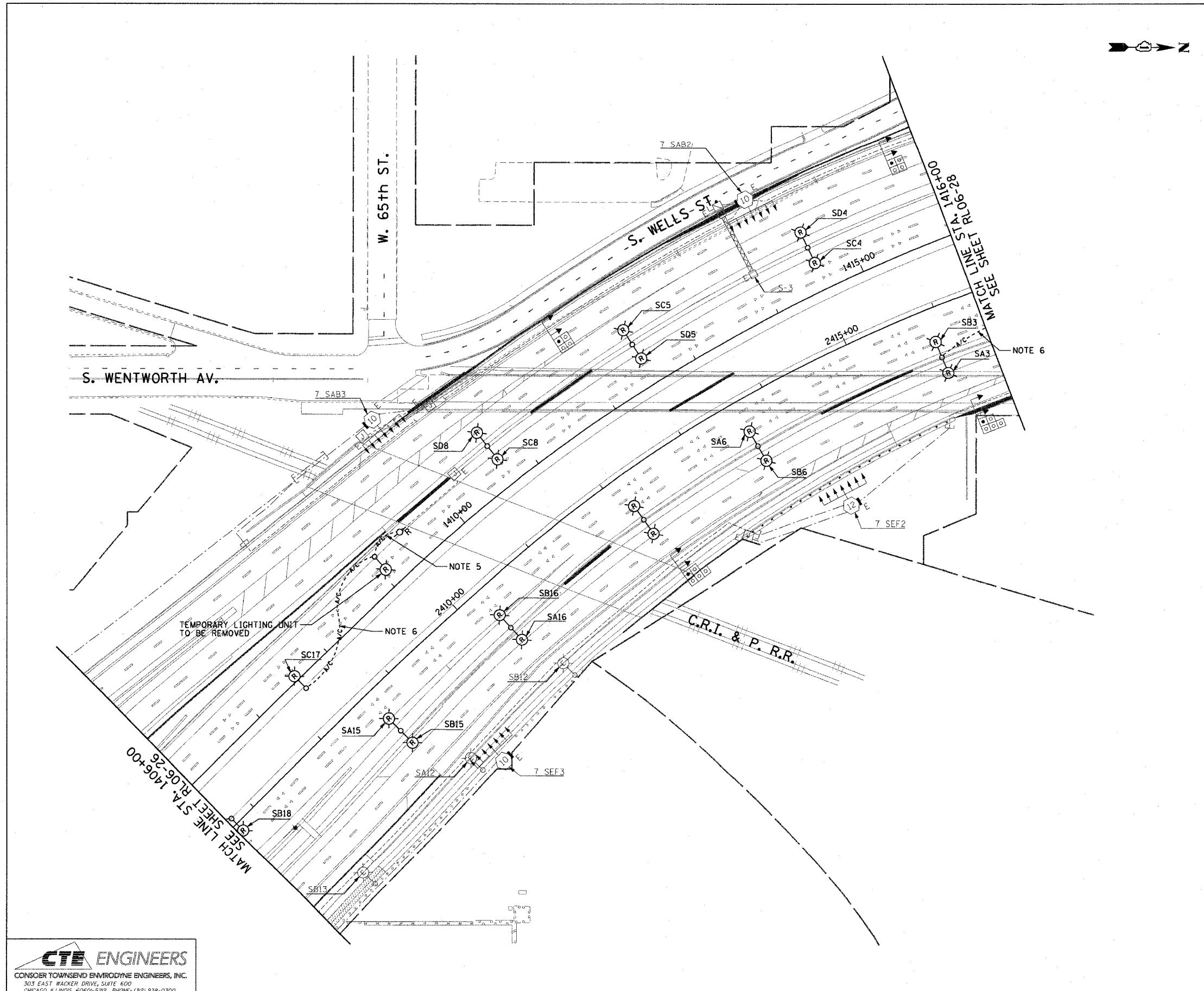
m:\p04048\elect\16-confr\2b-sfr\contract\2\0206\10202662a_06.sfr 10/15/2004 04:17:48 PM

F.A.I. RTE.	SECTION	COUNTY	TOTAL SHEETS	SHEET NO.
90/94	2003-0311	COOK	976	188
STA. 1406+00.00 TO STA. 1416+00.00		FED. ROAD DIST. NO. 1 ILLINOIS FED. AID PROJECT		

62583

NOTES:

- SEE DRAWINGS ME-01 AND ME-02 FOR ELECTRICAL SYMBOLS AND ABBREVIATIONS.
- COORDINATE ALL WORK WITH IDOT CONTRACT NOS. 62300 AND 62302.
- UNLESS NOTED OTHERWISE, ALL ITEMS AND WORK SHOWN IN HEAVY LINE WEIGHT ON THIS DRAWING ARE PROPOSED ITEMS AND WORK.
- SEE DRAWING UL-23 FOR C.R.I. & P. RAILROAD UNDERPASS LIGHTING PLANS.
- EXISTING TEMPORARY AERIAL CABLES TO BE REMOVED WILL BE INCLUDED FOR PAYMENT WITH THE "WOODEN POLE REMOVAL" PAY ITEM. ABANDON ANY EXISTING CONDUIT UTILIZED FOR THE TEMPORARY FEED IN PLACE.
- EXISTING TEMPORARY AERIAL CABLES TO BE REMOVED WILL BE INCLUDED FOR PAYMENT WITH THE "REMOVAL OF TEMPORARY LIGHTING UNITS" PAY ITEM.



RL06-27

REVISIONS	
NAME	DATE

ILLINOIS DEPARTMENT OF TRANSPORTATION
 F.A.I. 90/94 (DAN RYAN EXPRESSWAY)
 31st STREET TO I-57
 ROADWAY LIGHTING PLANS
 PROPOSED IMPROVEMENTS 2006

SCALE: 1"=50' DRAWN BY: CJM
 DATE: October 29, 2004 CHECKED BY: WDS

CTE ENGINEERS
 CONSOER TOWNSEND ENVIRODYNE ENGINEERS, INC.
 303 EAST WACKER DRIVE, SUITE 600
 CHICAGO ILLINOIS 60601-5202, PHONE: (312) 938-0300

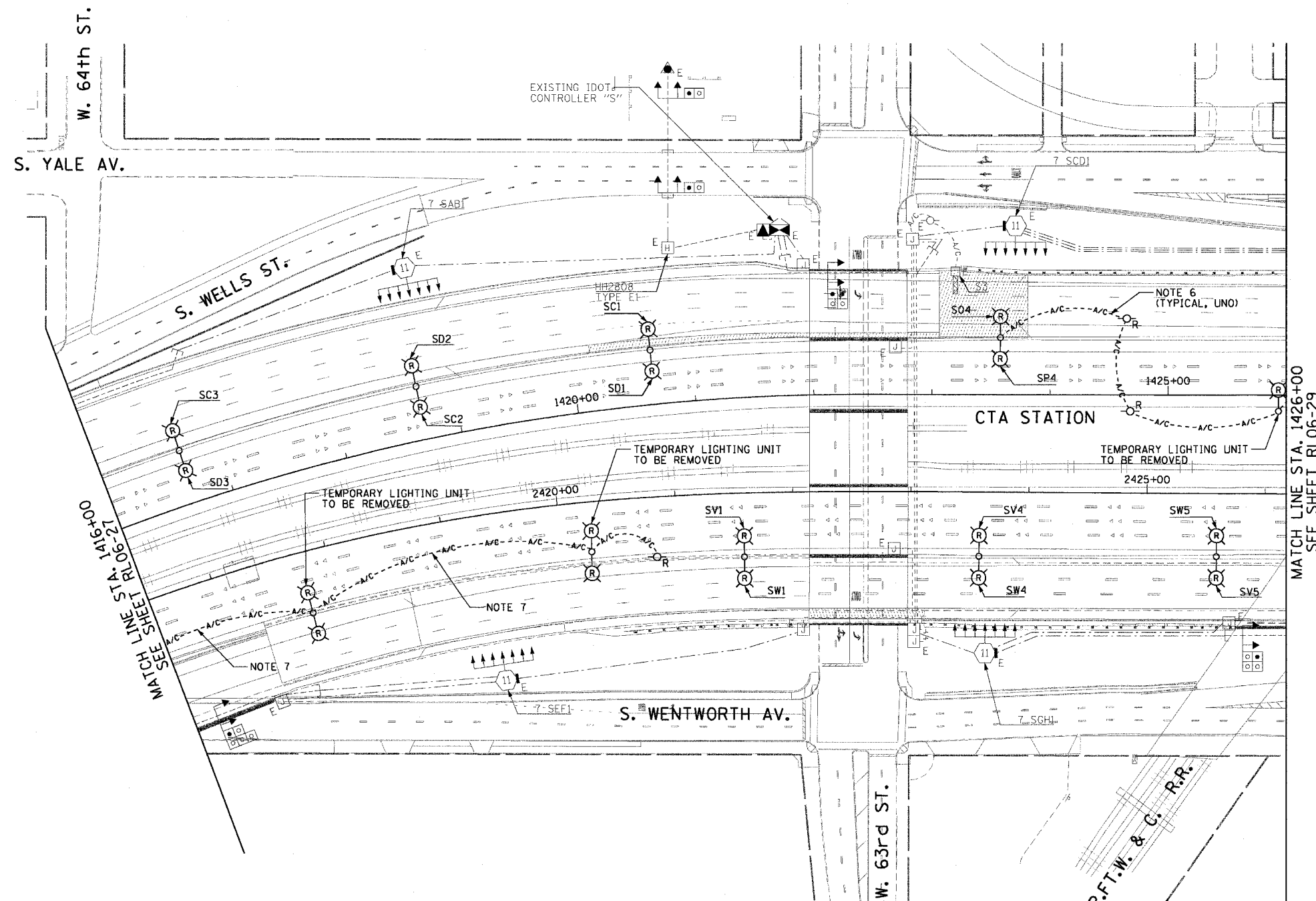
10/15/2004 04:17:20 PM

F.A.I. RTE.	SECTION	COUNTY	TOTAL SHEETS	SHEET NO.
90/94	2003-0311	COOK	976	189
STA. 1416+00.00 TO STA. 1426+00.00		FED. ROAD DIST. NO. 1 ILLINOIS FED. AID PROJECT		

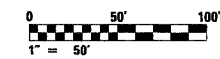
62583

NOTES:

1. SEE DRAWINGS ME-01 AND ME-02 FOR ELECTRICAL SYMBOLS AND ABBREVIATIONS.
2. COORDINATE ALL WORK WITH IDOT CONTRACT NOS. 62300 AND 62302.
3. UNLESS NOTED OTHERWISE, ALL ITEMS AND WORK SHOWN IN HEAVY LINE WEIGHT ON THIS DRAWING ARE PROPOSED ITEMS AND WORK.
4. SEE DRAWING UL-25 FOR 63rd STREET UNDERPASS LIGHTING PLANS.
5. SEE DRAWING UL-26 FOR P.F.T.W. & C. RAILROAD UNDERPASS LIGHTING PLANS.
6. EXISTING TEMPORARY AERIAL CABLES TO BE REMOVED WILL BE INCLUDED FOR PAYMENT WITH THE "WOODEN POLE REMOVAL" PAY ITEM.
7. EXISTING TEMPORARY AERIAL CABLES TO BE REMOVED WILL BE INCLUDED FOR PAYMENT WITH THE "REMOVAL OF TEMPORARY LIGHTING UNITS" PAY ITEM.



MATCH LINE STA. 1426+00
SEE SHEET RL06-29



RL06-28

REVISIONS	
NAME	DATE

ILLINOIS DEPARTMENT OF TRANSPORTATION
F.A.I. 90/94 (DAN RYAN EXPRESSWAY)
31st STREET TO I-57

**ROADWAY LIGHTING PLANS
PROPOSED IMPROVEMENTS 2006**

SCALE: 1"=50' DRAWN BY: CJM
DATE: October 29, 2004 CHECKED BY: WDS

CTE ENGINEERS
CONSER TOWNSEND ENVIRONMENTAL ENGINEERS, INC.
303 EAST WACKER DRIVE, SUITE 600
CHICAGO, ILLINOIS 60601-5222, PHONE: (312) 938-0300

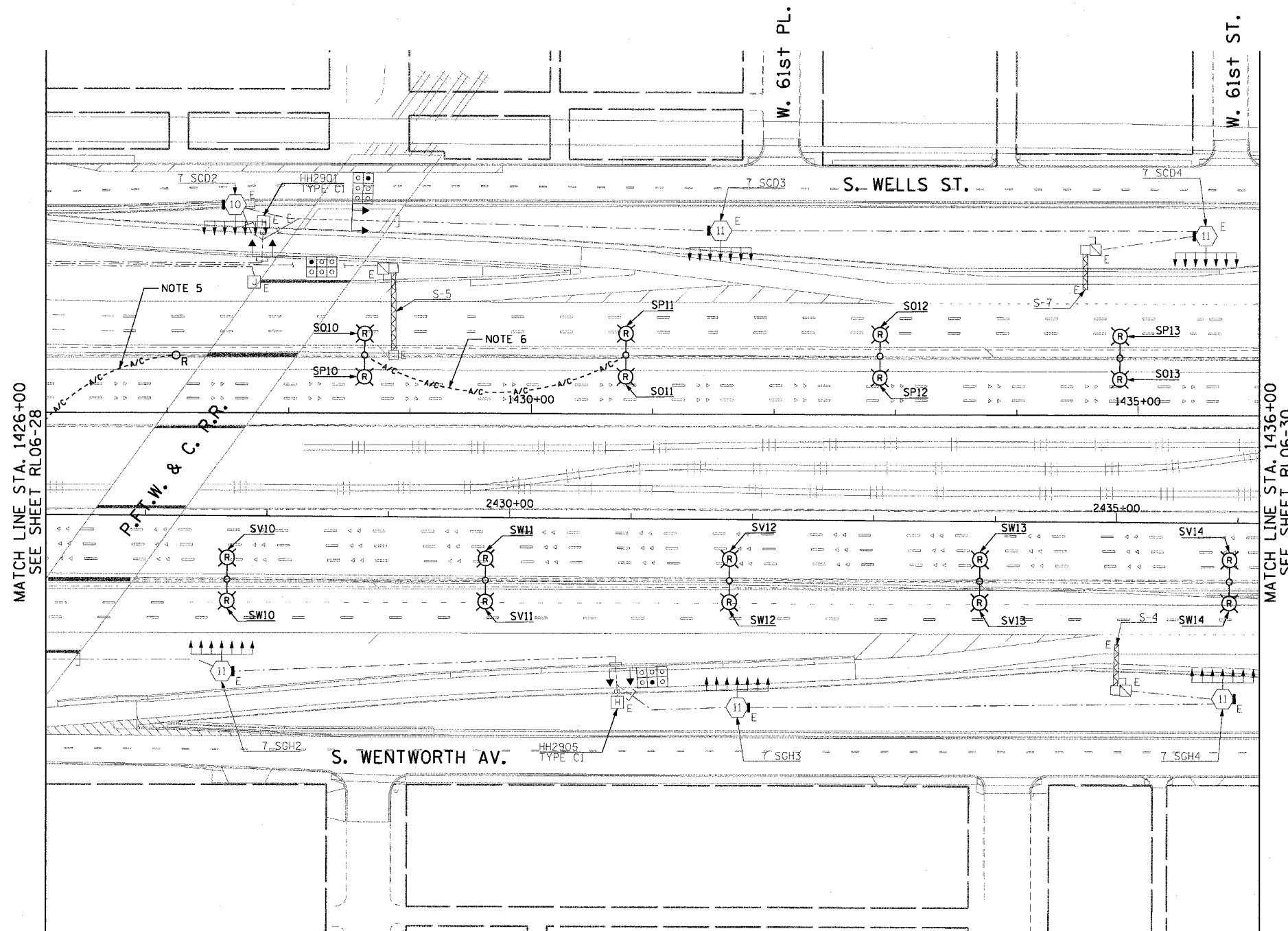
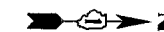
11/19/2004 04:25 PM

F.A.I. RTE.	SECTION	COUNTY	TOTAL SHEETS	SHEET NO.
90/94	2003-0311	COOK	976	190
STA. 1426+00.00 TO STA. 1436+00.00		FED. ROAD DIST. NO. 1 ILLINOIS FED. AID PROJECT		

62583


NOTES:

- SEE DRAWINGS ME-01 AND ME-02 FOR ELECTRICAL SYMBOLS AND ABBREVIATIONS.
- COORDINATE ALL WORK WITH IDOT CONTRACT NOS. 62300 AND 62302.
- UNLESS NOTED OTHERWISE, ALL ITEMS AND WORK SHOWN IN HEAVY LINE WEIGHT ON THIS DRAWING ARE PROPOSED ITEMS AND WORK.
- SEE DRAWING UL-26 FOR P.F.T.W. & C. RAILROAD UNDERPASS LIGHTING PLANS.
- EXISTING TEMPORARY AERIAL CABLES TO BE REMOVED WILL BE INCLUDED FOR PAYMENT WITH THE "WOODEN POLE REMOVAL" PAY ITEM.
- EXISTING TEMPORARY AERIAL CABLES TO BE REMOVED WILL BE INCLUDED FOR PAYMENT WITH THE "REMOVAL OF EXISTING LIGHTING UNIT, SALVAGE" PAY ITEM.



MATCH LINE STA. 1426+00
SEE SHEET RL06-28

MATCH LINE STA. 1436+00
SEE SHEET RL06-30



RL06-29



REVISIONS	
NAME	DATE

ILLINOIS DEPARTMENT OF TRANSPORTATION
F.A.I. 90/94 (DAN RYAN EXPRESSWAY)
31st STREET TO I-57

ROADWAY LIGHTING PLANS
PROPOSED IMPROVEMENTS 2006

SCALE: 1"=50' DRAWN BY: CJM
DATE: October 29, 2004 CHECKED BY: WDS

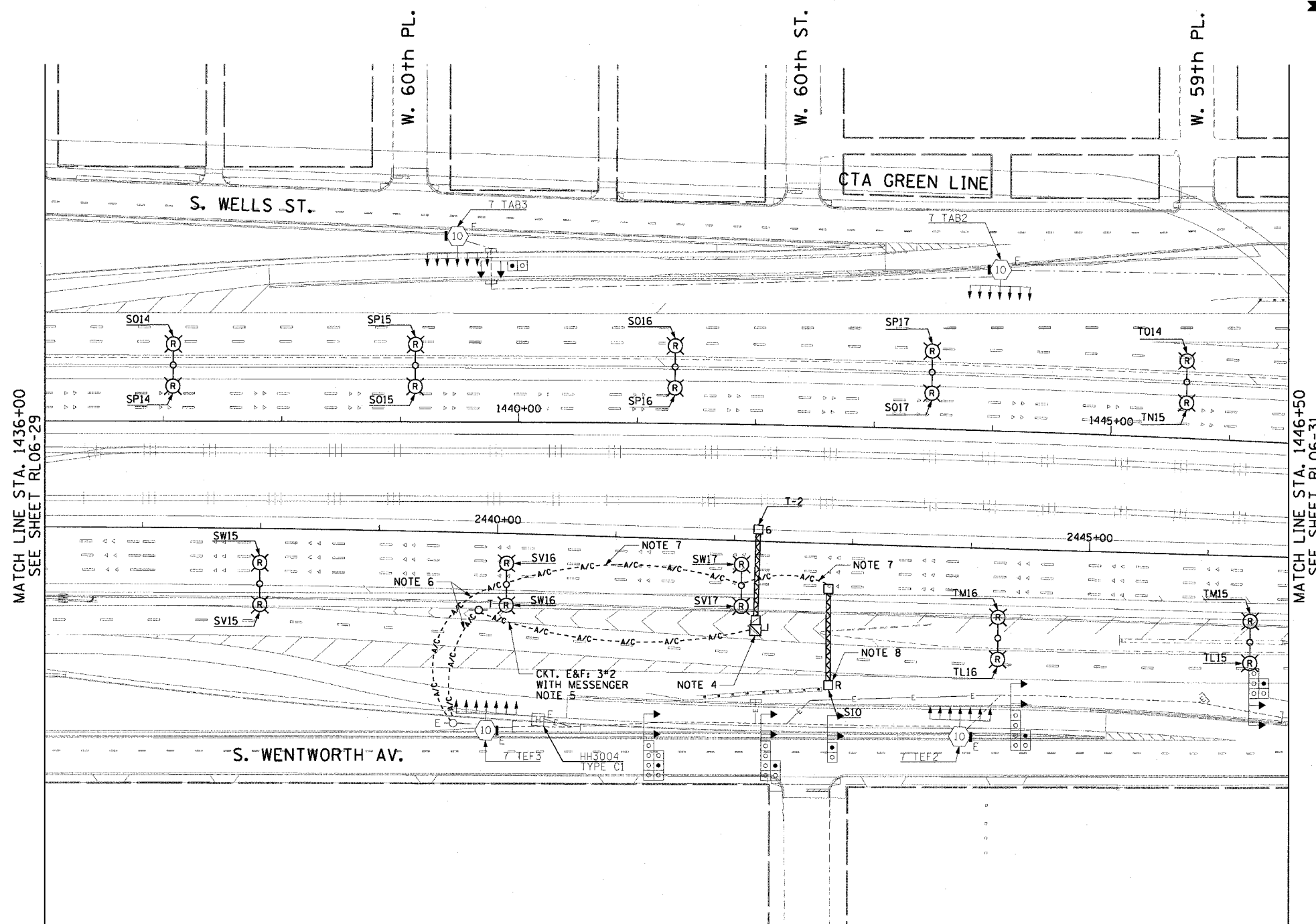
11/23/2004 11:09:42 AM

F.A.I. RTE.	SECTION	COUNTY	TOTAL SHEETS	SHEET NO.
90/94	2003-0311	COOK	976	191
STA. 1436+00.00		TO STA. 1446+50.00		
FED. ROAD DIST. NO. 1		ILLINOIS FED. AID PROJECT		

62583

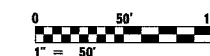
NOTES:

- SEE DRAWINGS ME-01 AND ME-02 FOR ELECTRICAL SYMBOLS AND ABBREVIATIONS.
- COORDINATE ALL WORK WITH IDOT CONTRACT NOS. 62300 AND 62302.
- UNLESS NOTED OTHERWISE, ALL ITEMS AND WORK SHOWN IN HEAVY LINE WEIGHT ON THIS DRAWING ARE PROPOSED ITEMS AND WORK.
- SEE IDOT STANDARD DRAWINGS FOR ELECTRIC CONNECTION TO SIGN STRUCTURE DETAILS.
- PROVIDE A TEMPORARY POWER FEED TO THE PROPOSED SIGN TRUSS STRUCTURE T-2 LIGHTING UNITS. SEE DRAWING ME-25 FOR TEMPORARY POWER FEED TO SIGN STRUCTURE DETAILS.
- DETACH THE EXISTING TEMPORARY AERIAL CABLES FROM THE EXISTING LIGHTING UNIT TO BE REMOVED AND REATTACH TO THE NEW TEMPORARY WOOD POLE AS SHOWN. THIS WILL BE INCLUDED FOR PAYMENT WITH THE "REMOVAL OF EXISTING LIGHTING UNIT, SALVAGE" PAY ITEM.
- EXISTING TEMPORARY AERIAL CABLES TO BE REMOVED WILL BE INCLUDED FOR PAYMENT WITH THE "REMOVAL OF EXISTING LIGHTING UNIT, SALVAGE" PAY ITEM.
- REMOVE EXISTING SIGN LUMINAIRES, DISCONNECT THE EXISTING SIGN LIGHTING ELECTRIC SERVICE, AND REMOVE CABLES BACK TO THE NEAREST SPLICE. STRUCTURE AND FOUNDATION WILL BE REMOVED BY OTHERS.



MATCH LINE STA. 1436+00
SEE SHEET RL06-29

MATCH LINE STA. 1446+50
SEE SHEET RL06-31



RL06-30

CTE ENGINEERS
CONSER TOWNSEND ENVIRONMENTAL ENGINEERS, INC.
303 EAST WACKER DRIVE, SUITE 600
CHICAGO, ILLINOIS 60601-5202, PHONE: (312) 938-0300

REVISIONS	
NAME	DATE

ILLINOIS DEPARTMENT OF TRANSPORTATION
F.A.I. 90/94 (DAN RYAN EXPRESSWAY)
31st STREET TO I-57

ROADWAY LIGHTING PLANS
PROPOSED IMPROVEMENTS 2006

SCALE: 1"=50' DRAWN BY: CJM
DATE: October 29, 2004 CHECKED BY: WDS

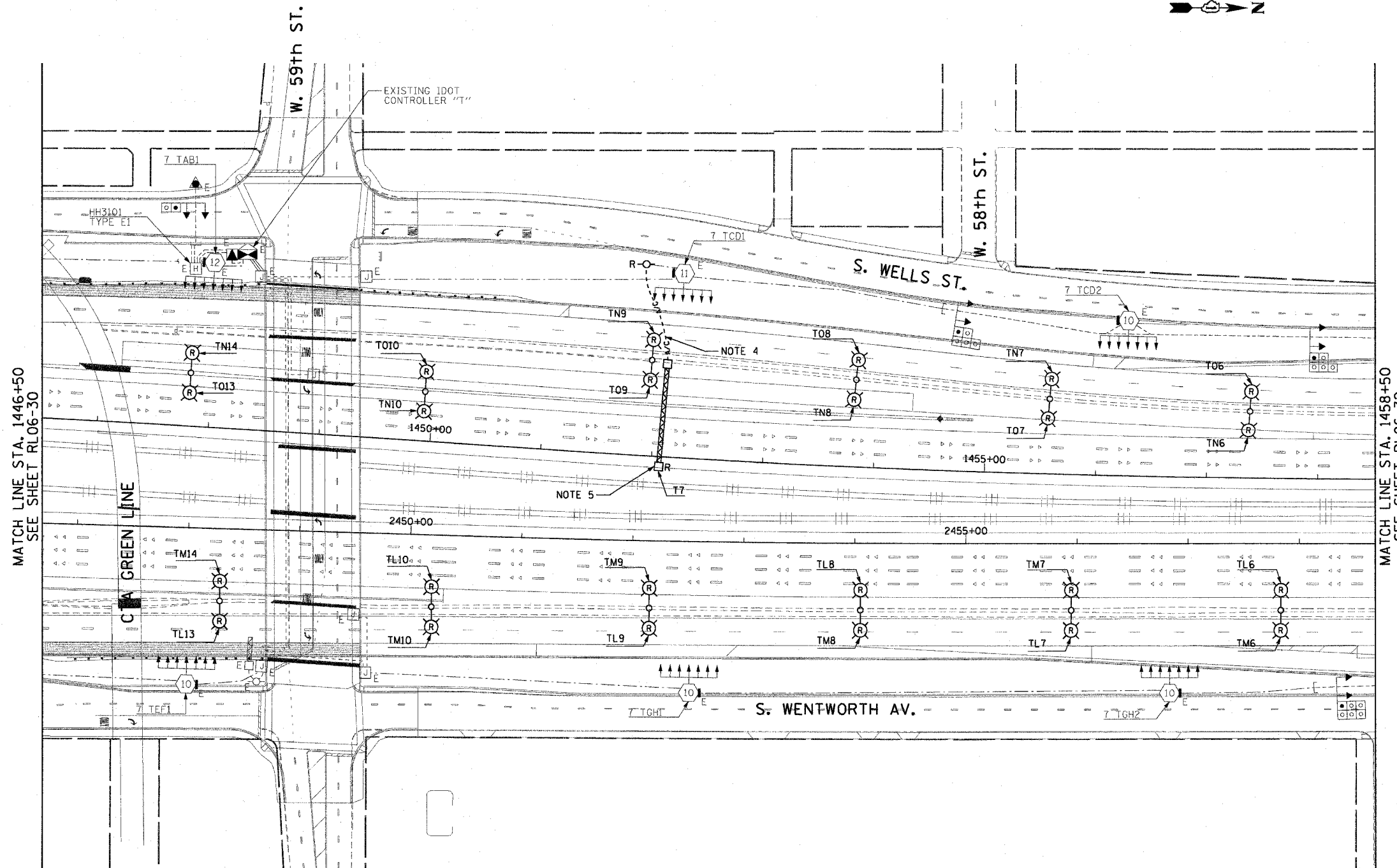
11/23/2004 11:09:43 AM

F.A.I. RTE.	SECTION	COUNTY	TOTAL SHEETS	SHEET NO.
90/94	2003-0311	COOK	976	192
STA. 1446+50.00		TO STA. 1458+50.00		
FED. ROAD DIST. NO. 1		ILLINOIS FED. AID PROJECT		

62583


NOTES:

- SEE DRAWINGS ME-01 AND ME-02 FOR ELECTRICAL SYMBOLS AND ABBREVIATIONS.
- COORDINATE ALL WORK WITH IDOT CONTRACT NOS. 62300 AND 62302.
- UNLESS NOTED OTHERWISE, ALL ITEMS AND WORK SHOWN IN HEAVY LINE WEIGHT ON THIS DRAWING ARE PROPOSED ITEMS AND WORK.
- EXISTING TEMPORARY AERIAL CABLES TO BE REMOVED WILL BE INCLUDED FOR PAYMENT WITH THE "WOODEN POLE REMOVAL" PAY ITEM. ABANDON ANY EXISTING CONDUIT UTILIZED FOR THE TEMPORARY FEED IN PLACE.
- REMOVE EXISTING SIGN LUMINAIRES, DISCONNECT THE EXISTING SIGN LIGHTING ELECTRIC SERVICE, AND REMOVE CABLES TO THE NEAREST SPLICE. STRUCTURE AND FOUNDATION WILL BE REMOVED BY OTHERS.



MATCH LINE STA. 1446+50
SEE SHEET RL06-30

MATCH LINE STA. 1458+50
SEE SHEET RL06-32



RL06-31

CTE ENGINEERS
 CONSER TOWNSEND ENVIRONMENTAL ENGINEERS, INC.
 303 EAST WACKER DRIVE, SUITE 600
 CHICAGO ILLINOIS 60601-5210, PHONE: (312) 938-0300

REVISIONS	
NAME	DATE

ILLINOIS DEPARTMENT OF TRANSPORTATION
 F.A.I. 90/94 (DAN RYAN EXPRESSWAY)
 31st STREET TO I-57
 ROADWAY LIGHTING PLANS
 PROPOSED IMPROVEMENTS 2006

SCALE: 1"=50' DRAWN BY: CJM
 DATE: October 29, 2004 CHECKED BY: WDS

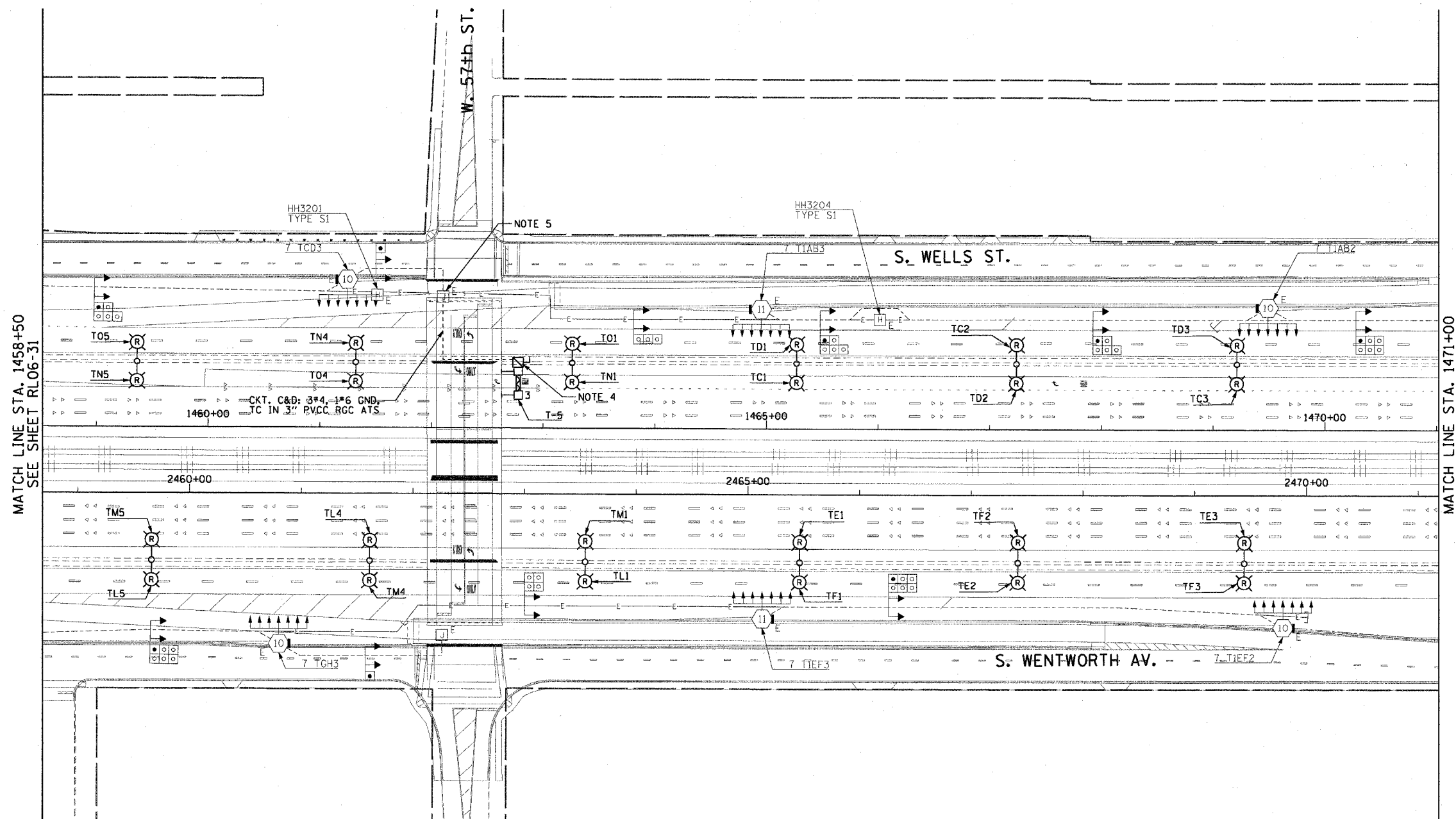
10/15/2004 04:17:28 PM

F.A.I. RTE.	SECTION	COUNTY	TOTAL SHEETS	SHEET NO.
90/94	2003-0311	COOK	976	143
STA. 1458+50.00		TO STA. 1471+00.00		
FED. ROAD DIST. NO. 1		ILLINOIS FED. AID PROJECT		

62583


NOTES:

- SEE DRAWINGS ME-01 AND ME-02 FOR ELECTRICAL SYMBOLS AND ABBREVIATIONS.
- COORDINATE ALL WORK WITH IDOT CONTRACT NOS. 62300 AND 62302.
- UNLESS NOTED OTHERWISE, ALL ITEMS AND WORK SHOWN IN HEAVY LINE WEIGHT ON THIS DRAWING ARE PROPOSED ITEMS AND WORK.
- SEE IDOT STANDARD DRAWINGS FOR ELECTRIC CONNECTION TO SIGN STRUCTURE DETAILS.
- SPLICE NEW LIGHTING CIRCUIT CABLES TO THE CORRESPONDING EXISTING LIGHTING CIRCUITS LOCATED WITHIN THE EXISTING JUNCTION BOX.



MATCH LINE STA. 1458+50
SEE SHEET RL06-31

MATCH LINE STA. 1471+00
SEE SHEET RL06-33



RL06-32

CTE ENGINEERS
CONSOR TOWNSEND ENVIRONMENTAL ENGINEERS, INC.
303 EAST WACKER DRIVE, SUITE 600
CHICAGO ILLINOIS 60601-5226, PHONE: (312) 938-0300

REVISIONS	
NAME	DATE

ILLINOIS DEPARTMENT OF TRANSPORTATION
F.A.I. 90/94 (DAN RYAN EXPRESSWAY)
31st STREET TO I-57
**ROADWAY LIGHTING PLANS
PROPOSED IMPROVEMENTS 2006**

SCALE: 1"=50' DRAWN BY: CJM
DATE: October 29, 2004 CHECKED BY: WDS

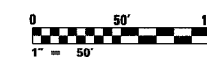
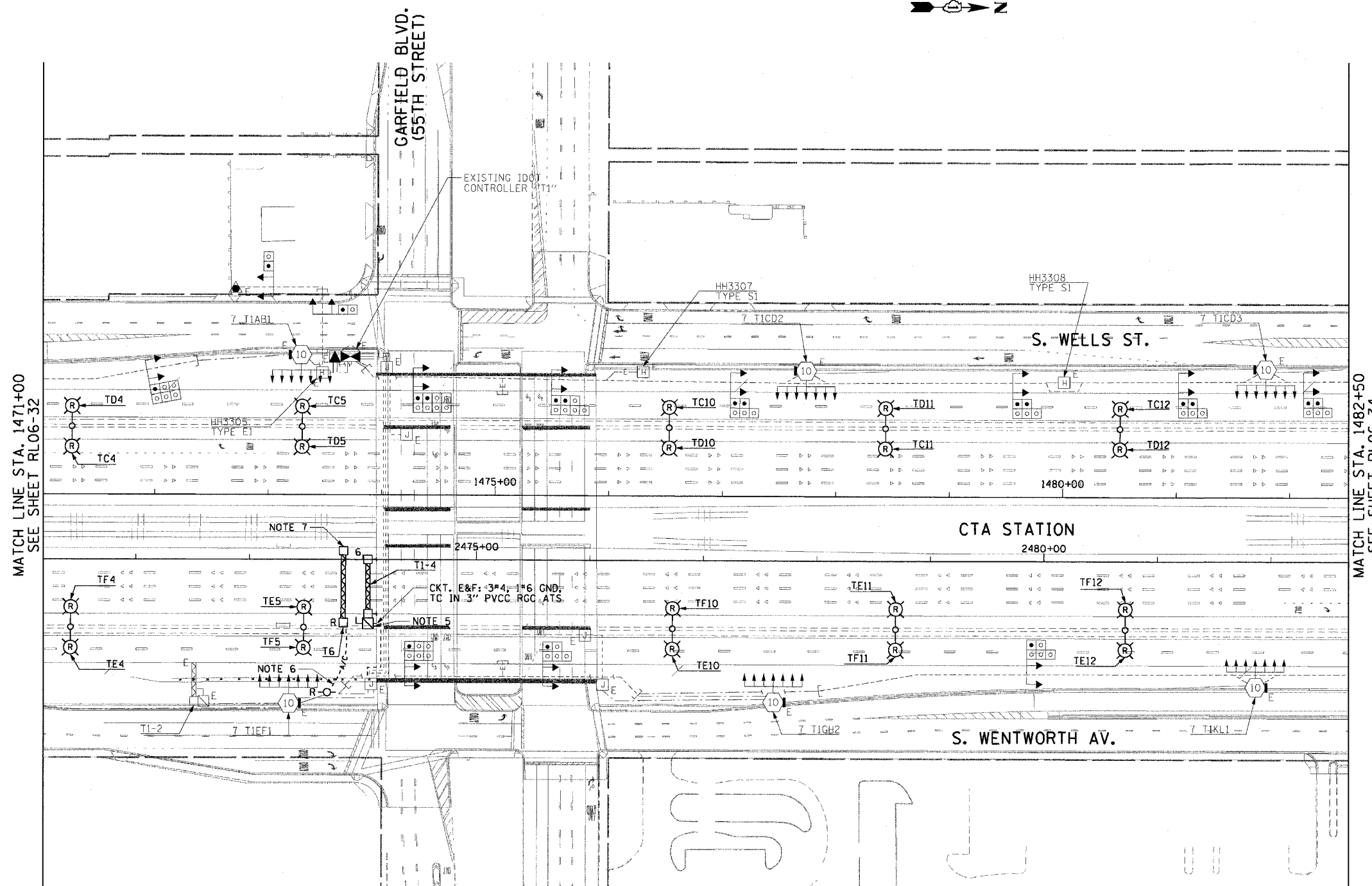
10/15/2004 04:47:31 PM

F.A.I. RTE.	SECTION	COUNTY	TOTAL SHEETS	SHEET NO.
90/94	2003-0311	COOK	976	144
STA. 1471+00.00 TO STA. 1482+50.00		FED. AID PROJECT		

62583

NOTES:

- SEE DRAWINGS ME-01 AND ME-02 FOR ELECTRICAL SYMBOLS AND ABBREVIATIONS.
- COORDINATE ALL WORK WITH IDOT CONTRACT NOS. 62300 AND 62302.
- UNLESS NOTED OTHERWISE, ALL ITEMS AND WORK SHOWN IN HEAVY LINE WEIGHT ON THIS DRAWING ARE PROPOSED ITEMS AND WORK.
- SEE DRAWINGS UL-29 AND UL-30 FOR GARFIELD BLVD. (55th STREET) UNDERPASS LIGHTING PLANS.
- SEE IDOT STANDARD DRAWINGS FOR ELECTRIC CONNECTION TO SIGN STRUCTURE DETAILS.
- EXISTING TEMPORARY AERIAL CABLES TO BE REMOVED WILL BE INCLUDED FOR PAYMENT WITH THE "WOODEN POLE REMOVAL" PAY ITEM. ABANDON ANY EXISTING CONDUIT UTILIZED FOR THE TEMPORARY FEED IN PLACE.
- REMOVE EXISTING SIGN LUMINAIRES, DISCONNECT THE EXISTING SIGN LIGHTING ELECTRIC SERVICE, AND REMOVE CABLES TO THE NEAREST SPLICE. STRUCTURE AND FOUNDATION WILL BE REMOVED BY OTHERS.



RL06-33

REVISIONS	
NAME	DATE

ILLINOIS DEPARTMENT OF TRANSPORTATION
 F.A.I. 90/94 (DAN RYAN EXPRESSWAY)
 31st STREET TO I-57
 ROADWAY LIGHTING PLANS
 PROPOSED IMPROVEMENTS 2006

SCALE: 1"=50' DRAWN BY: CJM
 DATE: October 29, 2004 CHECKED BY: WDS

CTE ENGINEERS
 CONSER TOWNSEND ENVIRODYNE ENGINEERS, INC.
 303 EAST WACKER DRIVE, SUITE 600
 CHICAGO, ILLINOIS 60601-5222, PHONE: (312) 938-0300

11/16/2004 01:33:45 PM

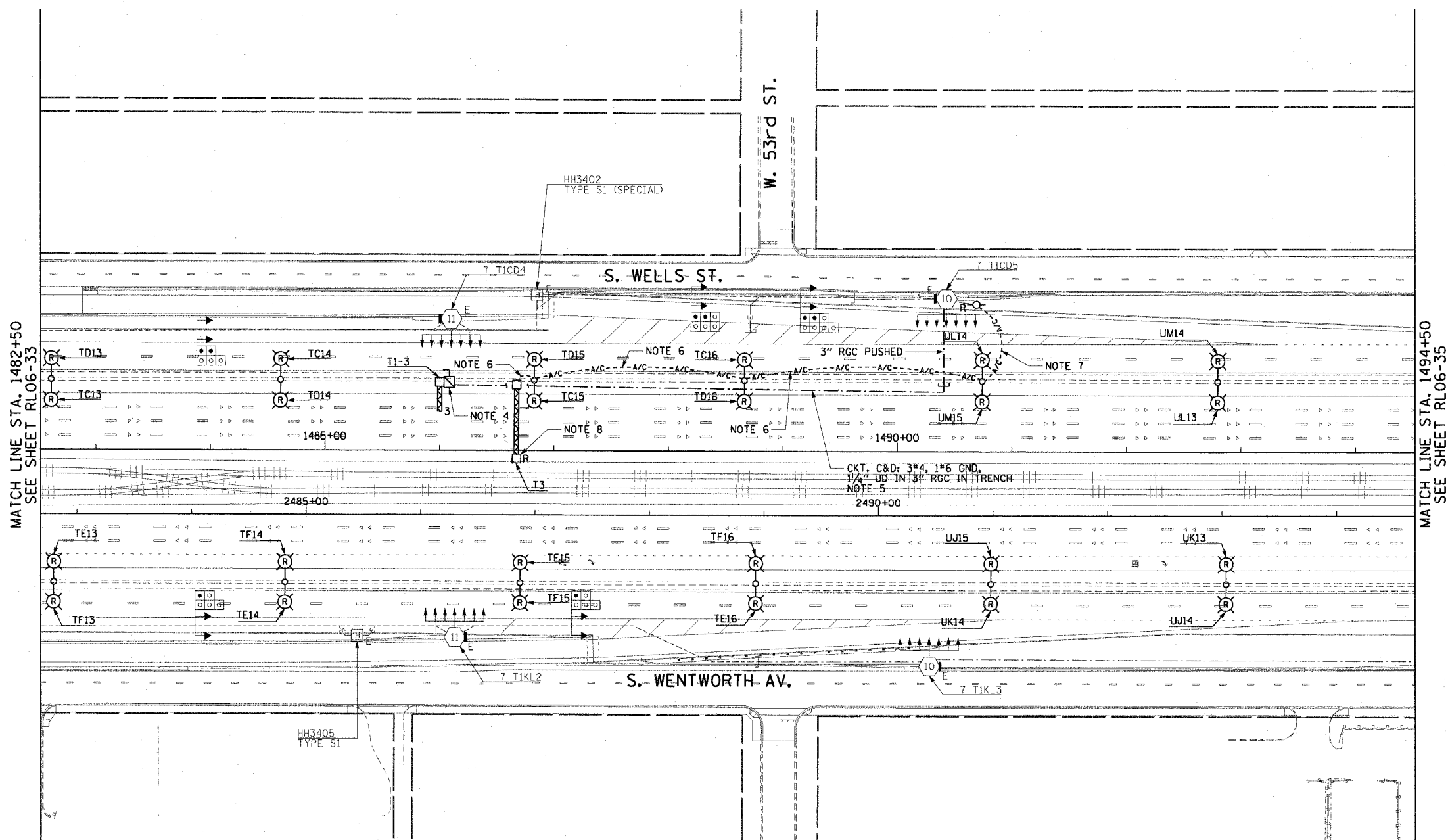
F.A.I. SECTION	COUNTY	TOTAL SHEETS	SHEET NO.
90/94 2003-0311	COOK	976	145
STA. 1482+50.00 TO STA. 1494+50.00			
FED. ROAD DIST. NO. 1 ILLINOIS		FED. AID PROJECT	

62583

NOTES:


- SEE DRAWINGS ME-01 AND ME-02 FOR ELECTRICAL SYMBOLS AND ABBREVIATIONS.
- COORDINATE ALL WORK WITH IDOT CONTRACT NOS. 62300 AND 62302.
- UNLESS NOTED OTHERWISE, ALL ITEMS AND WORK SHOWN IN HEAVY LINE WEIGHT ON THIS DRAWING ARE PROPOSED ITEMS AND WORK.
- SEE IDOT STANDARD DRAWINGS FOR ELECTRIC CONNECTION TO SIGN STRUCTURE DETAILS.
- PROVIDE A TEMPORARY POWER FEED TO SIGN STRUCTURE T1-3 AS SHOWN. THE 3 INCH RIGID STEEL CONDUIT SLEEVE SHALL BE TRENCHED IN THE SHOULDER 30 INCHES BELOW TOP OF THE FINISHED PAVEMENT.
- EXISTING TEMPORARY AERIAL CABLES TO BE REMOVED WILL BE INCLUDED FOR PAYMENT WITH THE "REMOVAL OF EXISTING LIGHTING UNIT, SALVAGE" PAY ITEM.
- EXISTING TEMPORARY AERIAL CABLES TO BE REMOVED WILL BE INCLUDED FOR PAYMENT WITH THE "WOODEN POLE REMOVAL" PAY ITEM. ABANDON ANY EXISTING CONDUIT UTILIZED FOR THE TEMPORARY FEED IN PLACE.
- REMOVE EXISTING SIGN LUMINAIRES, DISCONNECT THE EXISTING SIGN LIGHTING ELECTRIC SERVICE, AND REMOVE CABLES BACK TO THE NEAREST SPLICE. STRUCTURE AND FOUNDATION WILL BE REMOVED BY OTHERS.

m:\p\104668\elec\16-ctrl\20\sh\contract\2\2006\F0203420_06.sft



MATCH LINE STA. 1482+50
SEE SHEET RL06-33

MATCH LINE STA. 1494+50
SEE SHEET RL06-35



RL06-34

REVISIONS	
NAME	DATE

ILLINOIS DEPARTMENT OF TRANSPORTATION
F.A.I. 90/94 (DAN RYAN EXPRESSWAY)
31st STREET TO I-57
ROADWAY LIGHTING PLANS
PROPOSED IMPROVEMENTS 2006
SCALE: 1"=50'
DATE: October 29, 2004
DRAWN BY: CJM
CHECKED BY: WDS

CTE ENGINEERS
CONSOER TOWNSEND ENVIRONMENTAL ENGINEERS, INC.
303 EAST WACKER DRIVE, SUITE 600
CHICAGO ILLINOIS 60601-5212, PHONE: (312) 938-0300

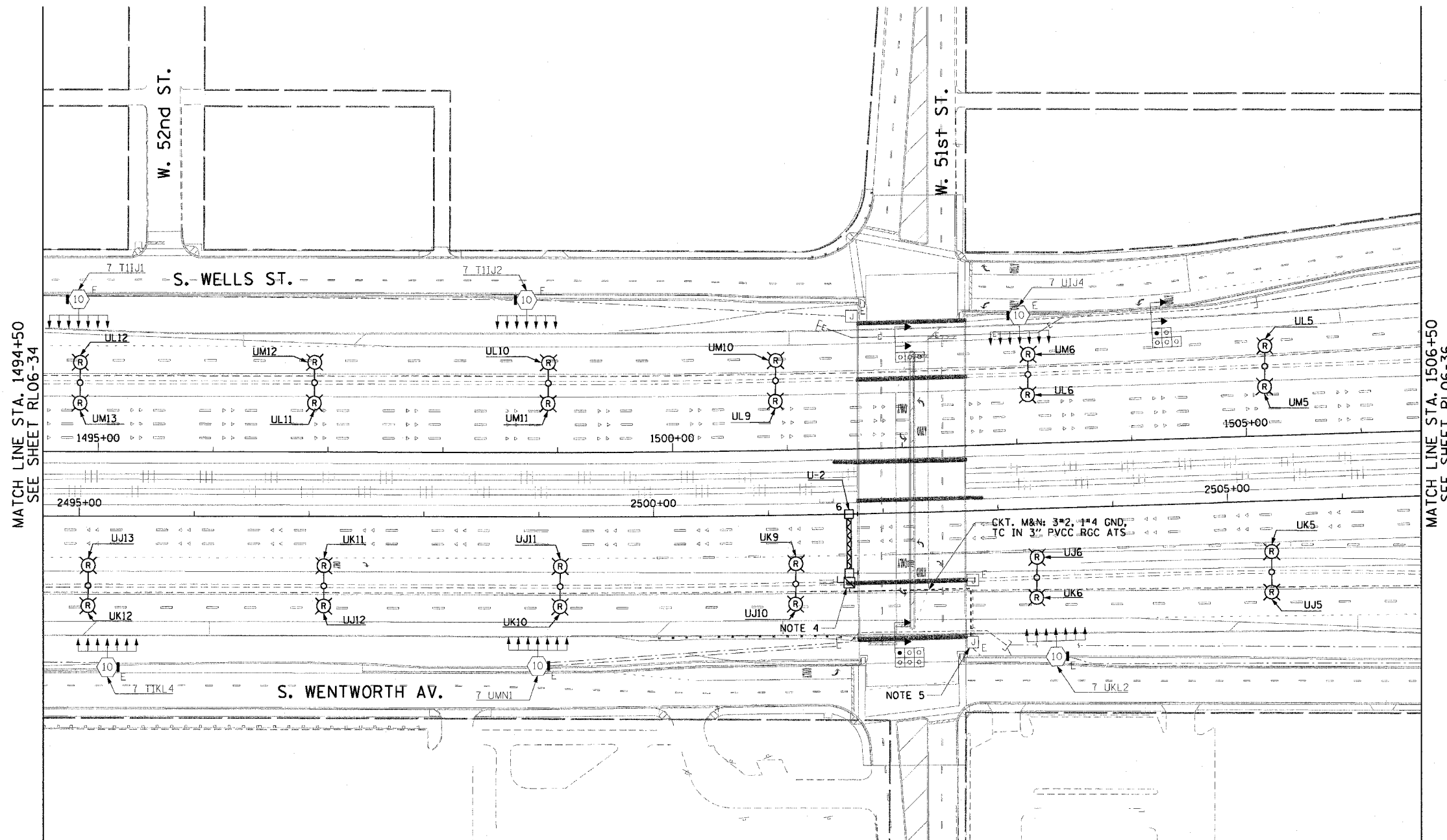
10/15/2004 04:17:36 PM

F.A.I. RTE.	SECTION	COUNTY	TOTAL SHEETS	SHEET NO.
90/94	2003-0311	COOK	976	196
STA. 1494+50.00		TO STA. 1506+50.00		
FED. ROAD DIST. NO. 1		ILLINOIS		FED. AID PROJECT

62583

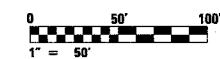
NOTES:

- SEE DRAWINGS ME-01 AND ME-02 FOR ELECTRICAL SYMBOLS AND ABBREVIATIONS.
- COORDINATE ALL WORK WITH IDOT CONTRACT NOS. 62300 AND 62302.
- UNLESS NOTED OTHERWISE, ALL ITEMS AND WORK SHOWN IN HEAVY LINE WEIGHT ON THIS DRAWING ARE PROPOSED ITEMS AND WORK.
- SEE IDOT STANDARD DRAWINGS FOR ELECTRIC CONNECTION TO SIGN STRUCTURE DETAILS.
- SPLICE NEW LIGHTING CIRCUIT CABLES TO THE CORRESPONDING EXISTING LIGHTING CIRCUITS LOCATED WITHIN THE EXISTING JUNCTION BOX.



MATCH LINE STA. 1494+50
SEE SHEET RL06-34

MATCH LINE STA. 1506+50
SEE SHEET RL06-36



RL06-35

CTE ENGINEERS
CONSOER TOWNSEND ENVIRONMENTAL ENGINEERS, INC.
303 EAST WACKER DRIVE, SUITE 600
CHICAGO, ILLINOIS 60601-5202, PHONE: (312) 338-0300

REVISIONS	
NAME	DATE

ILLINOIS DEPARTMENT OF TRANSPORTATION
F.A.I. 90/94 (DAN RYAN EXPRESSWAY)
31st STREET TO I-57

**ROADWAY LIGHTING PLANS
PROPOSED IMPROVEMENTS 2006**

SCALE: 1"=50' DRAWN BY: CJM
DATE: October 29, 2004 CHECKED BY: WDS

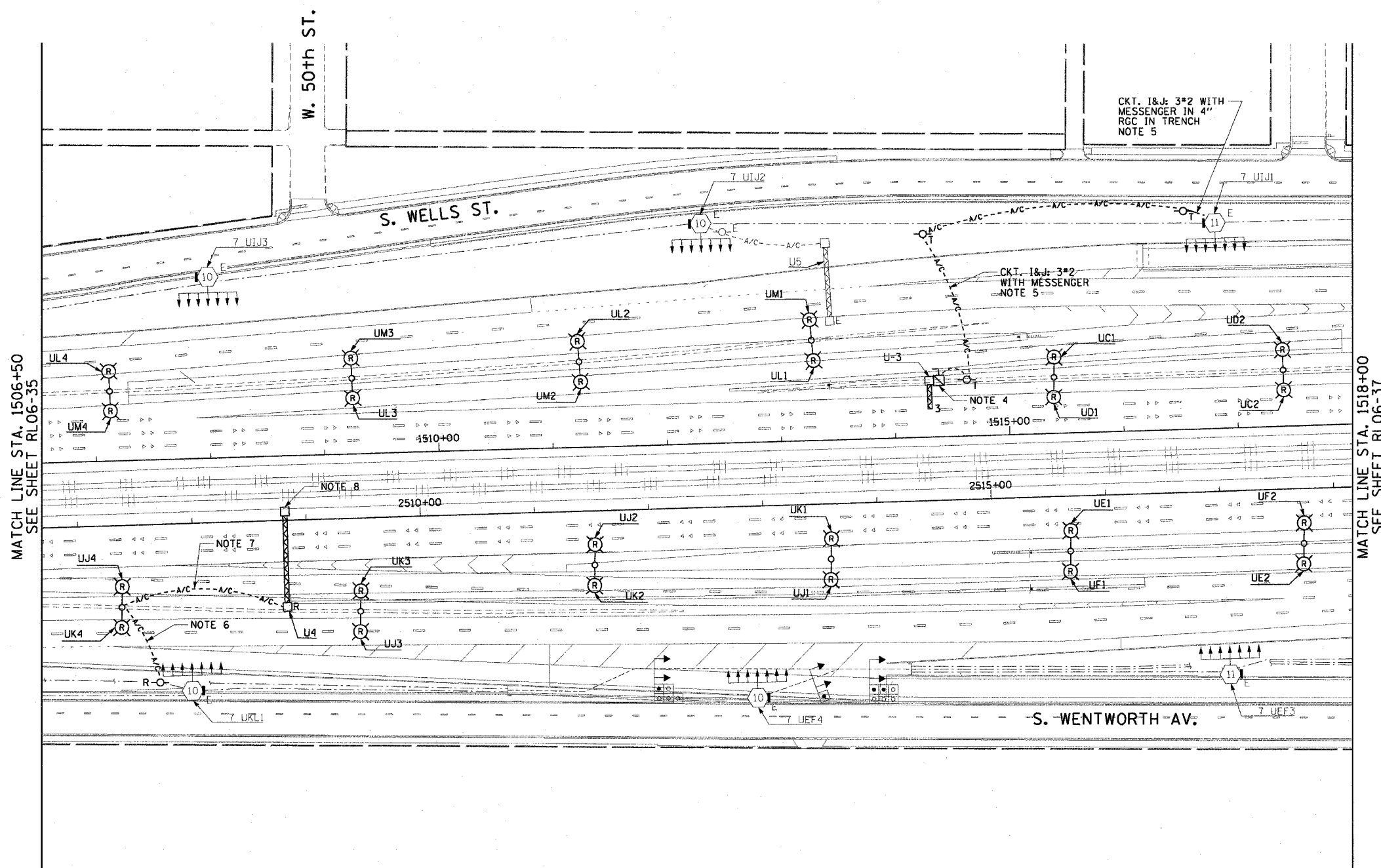
MAP 4/4/98/Electrical/2003/STAC/contract 2/2006/RL06-35/2/06-35

F.A.I. RTE.	SECTION	COUNTY	TOTAL SHEETS	SHEET NO.
90/94	2003-0311	COOK	976	197
STA. 1506+50.00		TO STA. 1518+00.00		
FED. ROAD DIST. NO. 1		ILLINOIS FED. AID PROJECT		

62583


NOTES:

- SEE DRAWINGS ME-01 AND ME-02 FOR ELECTRICAL SYMBOLS AND ABBREVIATIONS.
- COORDINATE ALL WORK WITH IDOT CONTRACT NOS. 62300 AND 62302.
- UNLESS NOTED OTHERWISE, ALL ITEMS AND WORK SHOWN IN HEAVY LINE WEIGHT ON THIS DRAWING ARE PROPOSED ITEMS AND WORK.
- SEE IDOT STANDARD DRAWINGS FOR ELECTRIC CONNECTION TO SIGN STRUCTURE DETAILS.
- PROVIDE A TEMPORARY POWER FEED TO THE PROPOSED CANTILEVER SIGN STRUCTURE U-3 LIGHTING UNITS. SEE DETAIL ME-25 FOR TEMPORARY POWER FEED TO SIGN STRUCTURE DETAILS.
- EXISTING TEMPORARY AERIAL CABLES TO BE REMOVED WILL BE INCLUDED FOR PAYMENT WITH THE "WOODEN POLE REMOVAL" PAY ITEM. ABANDON ANY EXISTING CONDUIT UTILIZED FOR THE TEMPORARY FEED IN PLACE.
- EXISTING TEMPORARY AERIAL CABLES TO BE REMOVED WILL BE INCLUDED FOR PAYMENT WITH THE "REMOVE EXISTING LIGHTING UNIT, SALVAGE" PAY ITEM.
- REMOVE EXISTING SIGN LUMINAIRES, DISCONNECT THE EXISTING SIGN LIGHTING ELECTRIC SERVICE, AND REMOVE CABLES TO THE NEAREST SPLICE. STRUCTURE AND FOUNDATION WILL BE REMOVED BY OTHERS.



MATCH LINE STA. 1506+50
SEE SHEET RL06-35

MATCH LINE STA. 1518+00
SEE SHEET RL06-37



RL06-36

CTE ENGINEERS
 CONSOER-TOWNSEND ENVIRONMENTAL ENGINEERS, INC.
 303 EAST WACKER DRIVE, SUITE 600
 CHICAGO, ILLINOIS 60601-5202, PHONE: (312) 938-0300

REVISIONS	
NAME	DATE

ILLINOIS DEPARTMENT OF TRANSPORTATION
 F.A.I. 90/94 (DAN RYAN EXPRESSWAY)
 31st STREET TO I-57
**ROADWAY LIGHTING PLANS
 PROPOSED IMPROVEMENTS 2006**

SCALE: 1"=50' DRAWN BY: CJM
 DATE: October 29, 2004 CHECKED BY: WDS

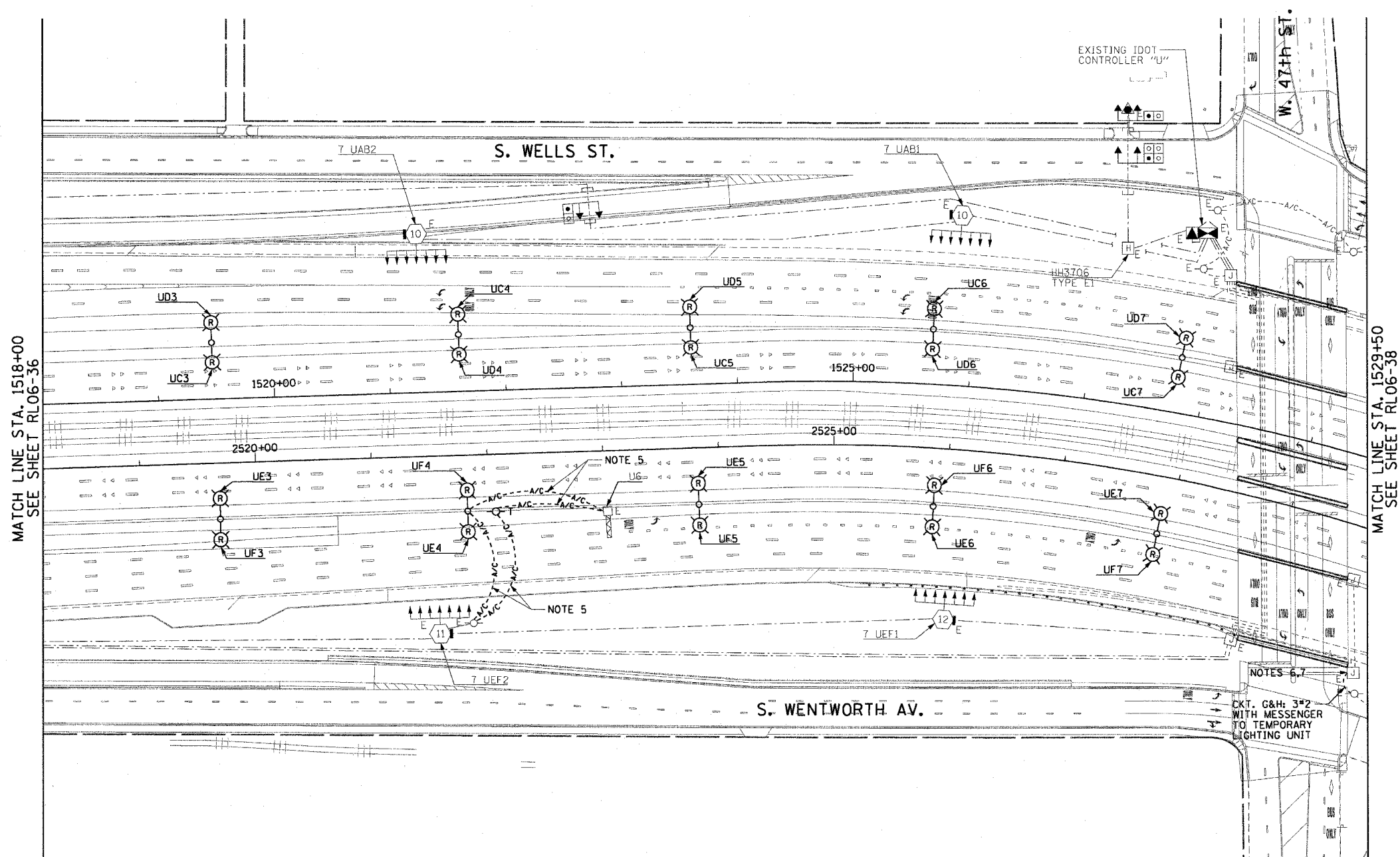
10/15/2004 CHIT-41 PM

F.A.I. SECTION	COUNTY	TOTAL SHEETS	SHEET NO.
90/94 2003-0311	COOK	976	197
STA. 1518+00.00 TO STA. 1529+50.00			
FED. ROAD DIST. NO. 1 ILLINOIS FED. AID PROJECT			

62583


NOTES:

- SEE DRAWINGS ME-01 AND ME-02 FOR ELECTRICAL SYMBOLS AND ABBREVIATIONS.
- COORDINATE ALL WORK WITH IDOT CONTRACT NOS. 62300 AND 62302.
- UNLESS NOTED OTHERWISE, ALL ITEMS AND WORK SHOWN IN HEAVY LINE WEIGHT ON THIS DRAWING ARE PROPOSED ITEMS AND WORK.
- SEE DRAWING UL-32 FOR 47th STREET UNDERPASS LIGHTING PLANS.
- DETACH THE EXISTING TEMPORARY AERIAL CABLES FROM THE EXISTING LIGHTING UNIT TO BE REMOVED AND REATTACH TO THE NEW TEMPORARY WOOD POLE AS SHOWN. THIS WILL BE INCLUDED FOR PAYMENT WITH THE "REMOVAL OF EXISTING LIGHTING UNIT, SALVAGE" PAY ITEM.
- SPLICE NEW LIGHTING CIRCUIT CABLES TO THE CORRESPONDING EXISTING LIGHTING CIRCUITS LOCATED WITHIN THE EXISTING JUNCTION BOX.
- CONTRACTOR MUST DRILL AN ACCESS HOLE ON THE BOTTOM OF THE EXISTING JUNCTION BOX FOR THE TEMPORARY AERIAL CABLES. PROVIDE A WEATHERTIGHT SEAL WHERE THE AERIAL CABLES ENTER THE JUNCTION BOX.



MATCH LINE STA. 1518+00
SEE SHEET RL06-36

MATCH LINE STA. 1529+50
SEE SHEET RL06-38



RL06-37

REVISIONS	
NAME	DATE

ILLINOIS DEPARTMENT OF TRANSPORTATION
F.A.I. 90/94 (DAN RYAN EXPRESSWAY)
31st STREET TO I-57

ROADWAY LIGHTING PLANS
PROPOSED IMPROVEMENTS 2006

SCALE: 1"=50' DRAWN BY: CJM
DATE: October 29, 2004 CHECKED BY: WDS

CTE ENGINEERS
CONSOER TOWNSEND ENVIRONMENTAL ENGINEERS, INC.
303 EAST WACKER DRIVE, SUITE 600
CHICAGO ILLINOIS 60601-5202, PHONE: (312) 938-0300

10/15/2004 09:47:44 PM

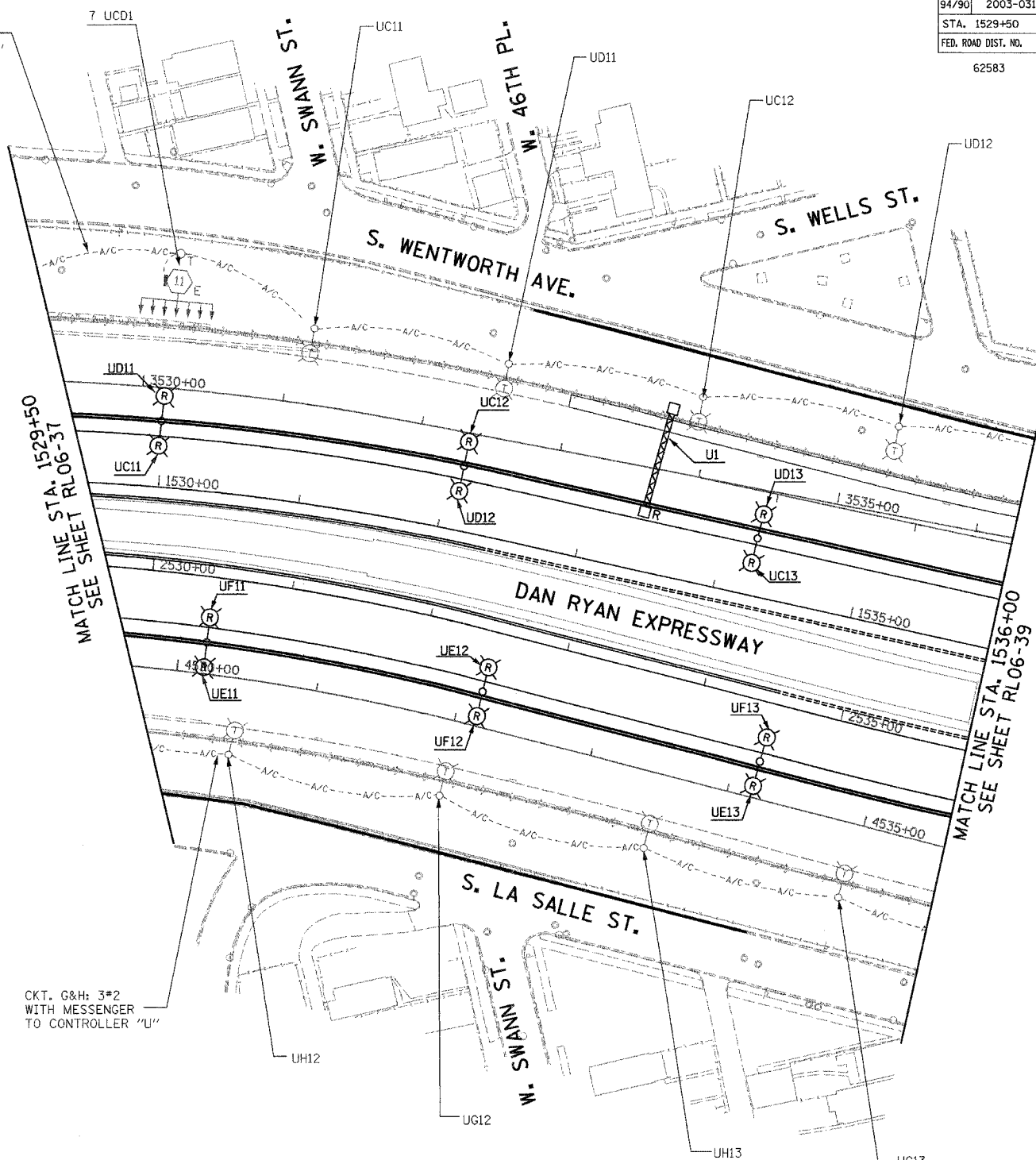
F.A.I. RTE.	SECTION	COUNTY	TOTAL SHEETS	SHEET NO.
94/90	2003-0311	COOK	976	199
STA. 1529+50		TO STA. 1536+00		
FED. ROAD DIST. NO.		ILLINOIS FED. AID PROJECT		

62583

NOTES:


1. SEE DRAWINGS ME-01 AND ME-02 FOR ELECTRICAL SYMBOLS AND ABBREVIATIONS.
2. UNLESS NOTED OTHERWISE, ALL ITEMS AND WORK SHOWN IN HEAVY LINE WEIGHT ON THIS DRAWING ARE PROPOSED NEW ITEMS AND WORK.
3. TEMPORARY LIGHTING SHALL BE LIVENED AND OPERATIONAL FOR 2006.
4. DUE TO CHANGES IN SLOPE AND EXCAVATION DURING CONTRACTS 62301 AND 62303, THE CONTRACTOR MAY BE REQUIRED TO REMOVE AND REPLACE TEMPORARY LIGHTING UNITS. THE COST SHALL BE INCLUDED WITH THE ITEM TEMPORARY WOOD POLE 90FT., CLASS 3, 15 FT. MAST ARM.

CKT. C&D: 3#2
WITH MESSENGER
TO CONTROLLER "U"

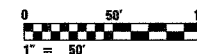


CKT. G&H: 3#2
WITH MESSENGER
TO CONTROLLER "U"

RL06-38



KAM ENGINEERING, INC.
CONSULTING ENGINEERS
707A Davis Road, Suite 205
Elgin, Illinois 60123-1369



REVISIONS	
NAME	DATE

ILLINOIS DEPARTMENT OF TRANSPORTATION
F.A.I. 94/90 (DAN RYAN EXPRESSWAY)
31st STREET TO I-57

ROADWAY LIGHTING PLANS
PROPOSED IMPROVEMENTS 2006

SCALE: 1"=50'
DATE: OCTOBER 29, 2004

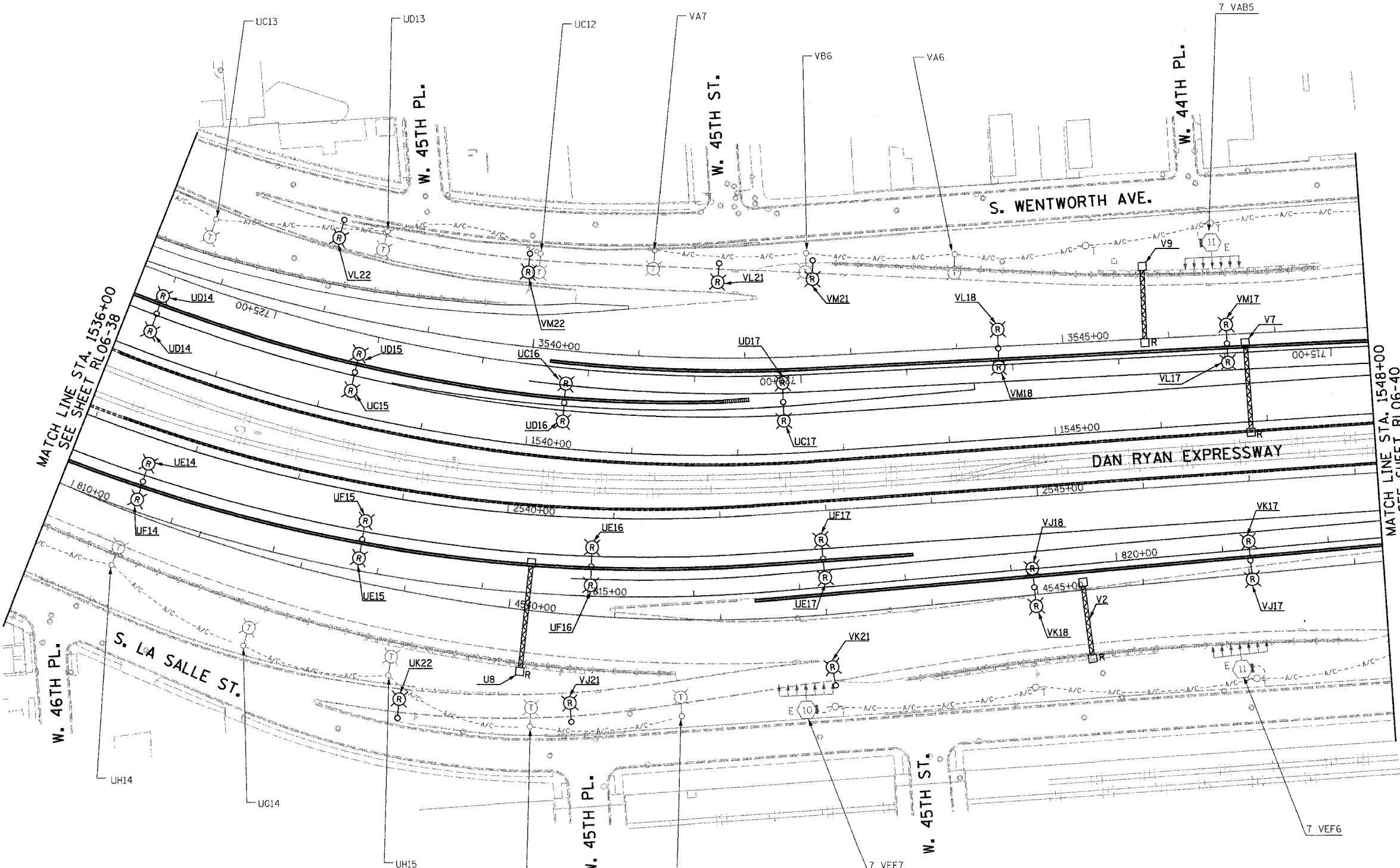
DRAWN BY: BL
CHECKED BY: SM

03/22/2004 03:42:49 PM

F.A.I. RTE.	SECTION	COUNTY	TOTAL SHEETS	SHEET NO.
94/90	2003-0311	COOK	976	200
STA. 1536+00		TO STA. 1548+00		
FED. ROAD DIST. NO.	ILLINOIS	FED. AID PROJECT		
62583				



- NOTES:**
- SEE DRAWINGS ME-01 AND ME-02 FOR ELECTRICAL SYMBOLS AND ABBREVIATIONS.
 - UNLESS NOTED OTHERWISE, ALL ITEMS AND WORK SHOWN IN HEAVY LINE WEIGHT ON THIS DRAWING ARE PROPOSED NEW ITEMS AND WORK.
 - TEMPORARY LIGHTING SHALL BE LIVENED AND OPERATIONAL FOR 2006.
 - DUE TO CHANGES IN SLOPE AND EXCAVATION DURING CONTRACTS 62301 AND 62303, THE CONTRACTOR MAY BE REQUIRED TO REMOVE AND REPLACE TEMPORARY LIGHTING UNITS. THE COST SHALL BE INCLUDED WITH THE ITEM TEMPORARY WOOD POLE 90FT., CLASS 3, 15 FT. MAST ARM.



MATCH LINE STA. 1536+00
SEE SHEET RL06-38

MATCH LINE STA. 1548+00
SEE SHEET RL06-40

RL06-39

KAM ENGINEERING, INC.
CONSULTING ENGINEERS
707A Davis Road, Suite 205
Elgin, Illinois 60123-1369



REVISIONS	
NAME	DATE

ILLINOIS DEPARTMENT OF TRANSPORTATION
F.A.I. 94/90 (DAN RYAN EXPRESSWAY)
31st STREET TO I-57

**ROADWAY LIGHTING PLANS
PROPOSED IMPROVEMENTS 2006**

SCALE: 1"=50'
DATE: OCTOBER 29, 2004

DRAWN BY: BL
CHECKED BY: SM

11/22/2004 03:45:23 PM