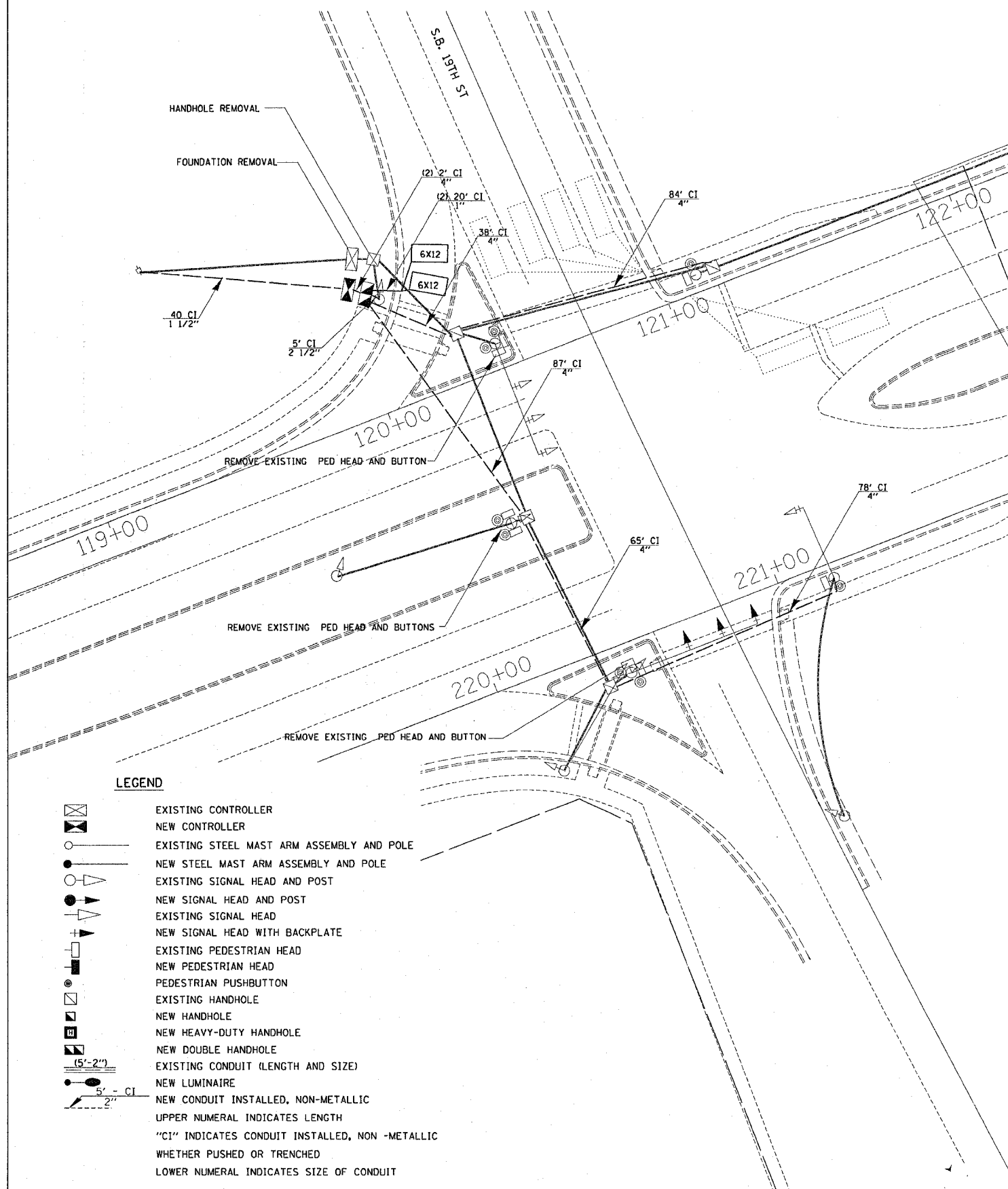


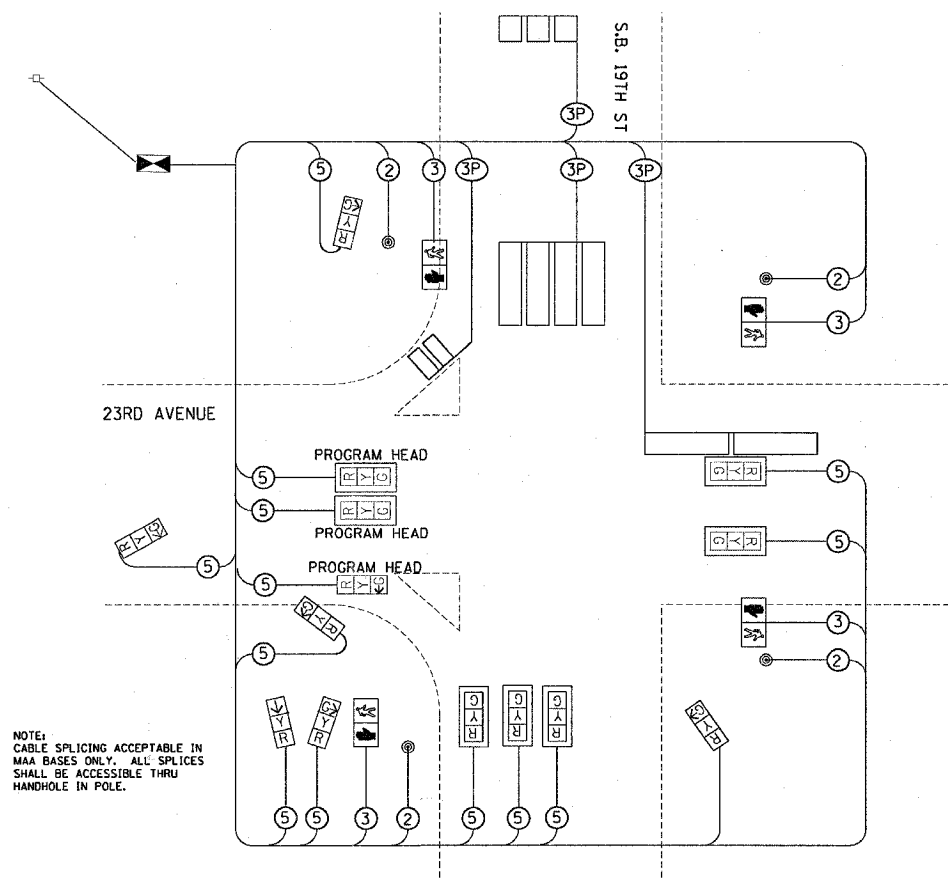
# SOUTHBOUND RAMP

|                     |          |                           |              |           |
|---------------------|----------|---------------------------|--------------|-----------|
| F.A.I. RTE.         | SECTION  | COUNTY                    | TOTAL SHEETS | SHEET NO. |
| 74                  | 81-ITS-1 | ROCK ISLAND               | 16           | 10        |
| STA.                |          | TO STA.                   |              |           |
| FED. ROAD DIST. NO. |          | ILLINOIS FED. AID PROJECT |              |           |
| CONTRACT NO. 64A39  |          |                           |              |           |



### LEGEND

- EXISTING CONTROLLER
- NEW CONTROLLER
- EXISTING STEEL MAST ARM ASSEMBLY AND POLE
- NEW STEEL MAST ARM ASSEMBLY AND POLE
- EXISTING SIGNAL HEAD AND POST
- NEW SIGNAL HEAD AND POST
- EXISTING SIGNAL HEAD
- NEW SIGNAL HEAD WITH BACKPLATE
- EXISTING PEDESTRIAN HEAD
- NEW PEDESTRIAN HEAD
- PEDESTRIAN PUSHBUTTON
- EXISTING HANDHOLE
- NEW HANDHOLE
- NEW HEAVY-DUTY HANDHOLE
- NEW DOUBLE HANDHOLE
- EXISTING CONDUIT (LENGTH AND SIZE)
- NEW LUMINAIRE
- NEW CONDUIT INSTALLED, NON-METALLIC
- UPPER NUMERAL INDICATES LENGTH
- "CI" INDICATES CONDUIT INSTALLED, NON-METALLIC
- WHETHER PUSHED OR TRENCHED
- LOWER NUMERAL INDICATES SIZE OF CONDUIT

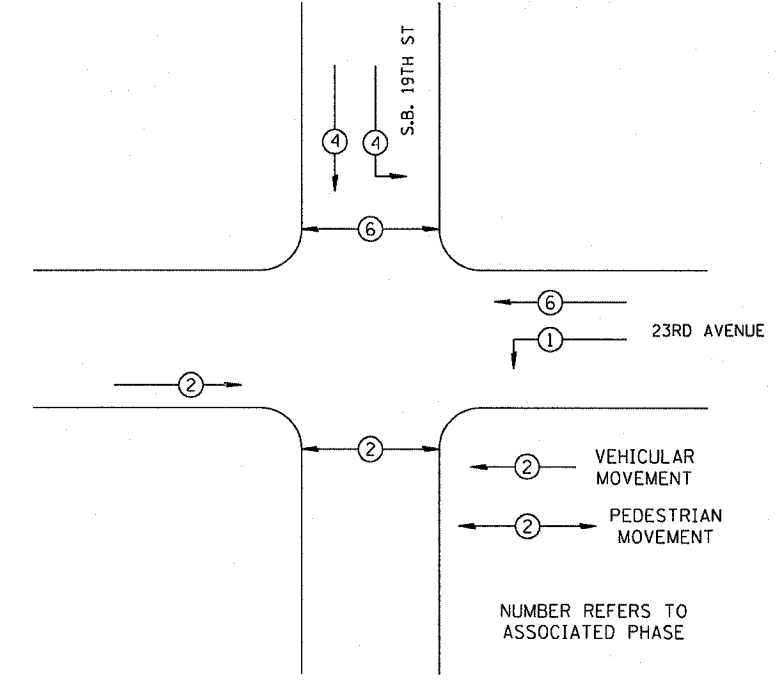


NOTE:  
CABLE SPLICING ACCEPTABLE IN  
MAA BASES ONLY. ALL SPLICES  
SHALL BE ACCESSIBLE THRU  
HANDHOLE IN POLE.

- ### LEGEND
- INDICATES NUMBER OF NEW CONDUCTORS. ALL CABLE IS NO. 14 EXCEPT AS INDICATED. "P" INDICATES PAIR CABLE
  - SIGNAL HEAD REMAIN ONLY HOUSE TO BE REPLACED
  - NEW SIGNAL HEAD WITH OR WITHOUT BACKPLATE
  - NEW PEDESTRIAN HEAD - LED
  - PEDESTRIAN PUSHBUTTON
  - LUMINAIRE, 250 WATT

### EXISTING CABLE DETAILS

### PHASE DESIGNATION DIAGRAM



REFER TO STANDARD 857001

PLOT DATE = Thu Feb 10 13:08:48 2005  
 FILE NAME = c:\nrc\p05\326819\1\30819.dgn  
 PLOT SCALE = 1/8" = 1'-0"  
 REFERENCE = 4REF