

ROUTE NO.	SECT.	COUNTY	SHEET NO.	TOTAL SHEETS
F.A.I. 74	(72-7) R-3	PEORIA	530	1360
FED. ROAD DIST. NO. 7	ILLINOIS	FED. AID PROJECT	CONTRACT NO. 68200	

Notes:

Bars indicated thus 4x2-#25 etc. indicates 4 lines of bars with 2 lengths per line.

E.F. = Each Face

Four steps monolithically with cap.

Reinforcement bars designated (E) shall be epoxy coated.

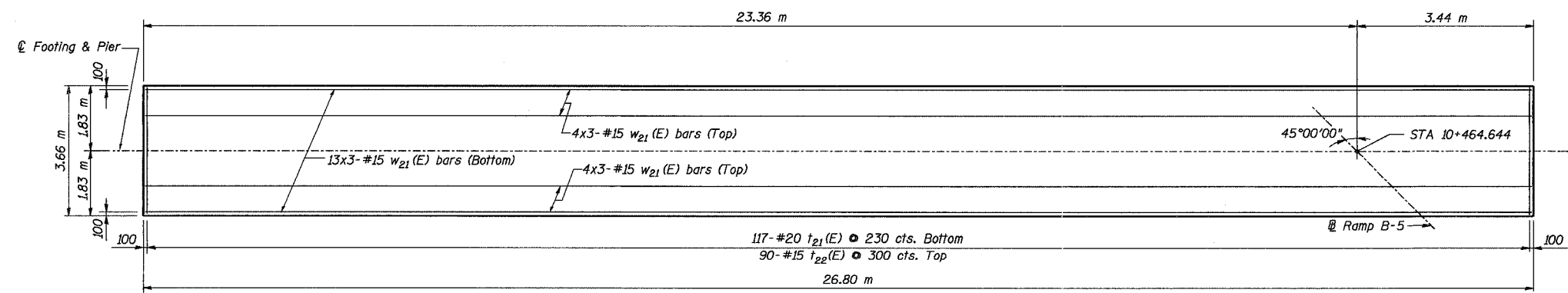
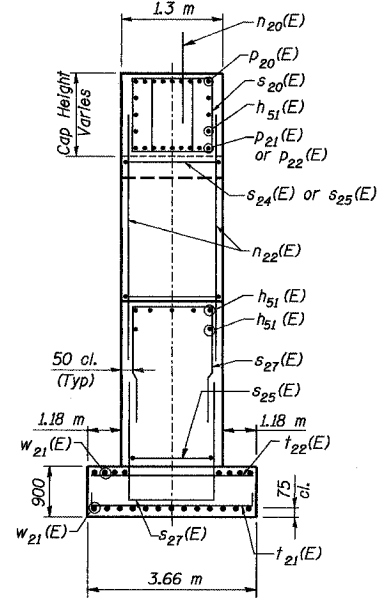
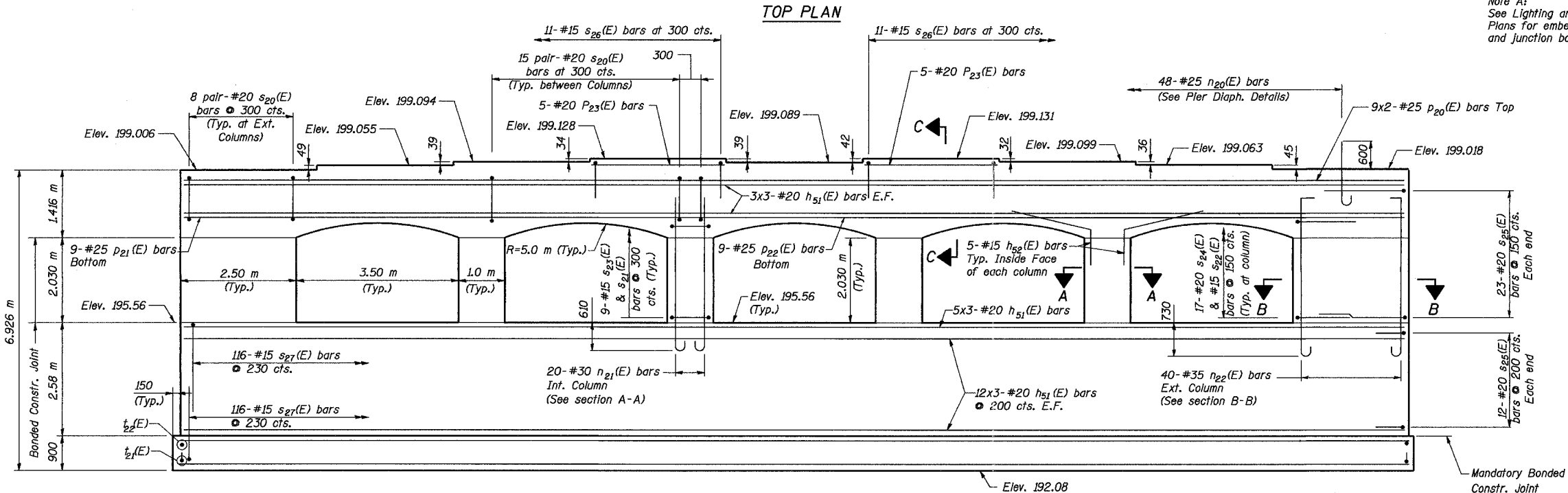
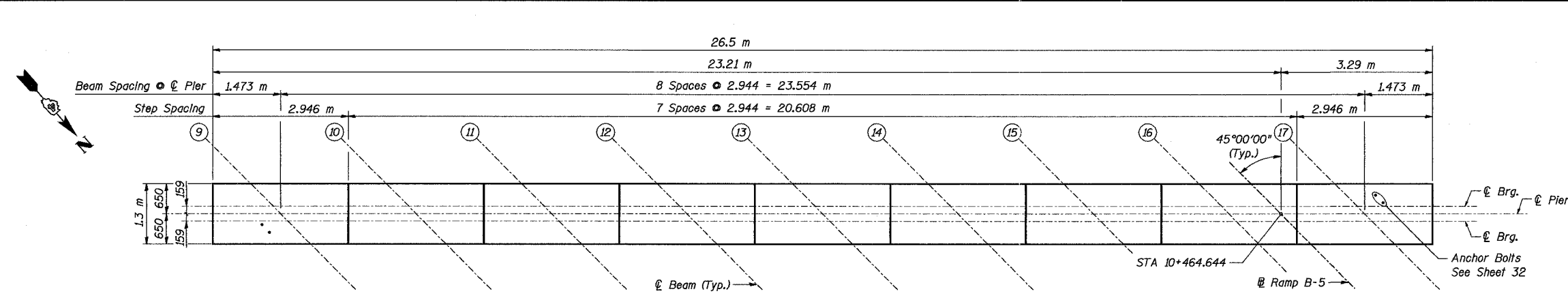
All dimensions are in millimeters (mm) except as noted.

Space reinforcement in cap to miss anchor bolts.

For Section A-A, B-B & C-C see Sheet 32.

Maximum applied bearing pressure = 240 kPa

Note A:  
See Lighting and Electrical Plans for embedded conduit and junction box details.



MIN. BAR LAP  
 #15 bar = 640  
 #20 bar = 790  
 #25 bar = 1.85 m

Time: 09:29:18 AM  
 Date: 11/22/2004  
 File name: P:\643936\struc\struct\072-0190\sheet\Tracings\PRO001-1A0720190.dgn

Designed by: AK  
 Checked by: WEE  
 Drafted by: ERP  
 Checked by: WEE

REVISION	DATE	DESCRIPTION
STATE OF ILLINOIS DEPARTMENT OF TRANSPORTATION		
PIER		
RAMPS B-3 AND B-5 OVER WAR MEMORIAL DR. AND RAMP B-6 F.A.I. ROUTE 74 SECTION (72-7) R-3 PEORIA COUNTY STA. 10+618.61 (RAMP B-3) STA. 10+472.60 (RAMP B-5) STRUCTURE NUMBER 072-0190		
PARSONS TRANSPORTATION GROUP CHICAGO, ILLINOIS		
DRAWING NO. 31	SCALE N.T.S.	DATE 2-21-03
		SHEET NO. 31