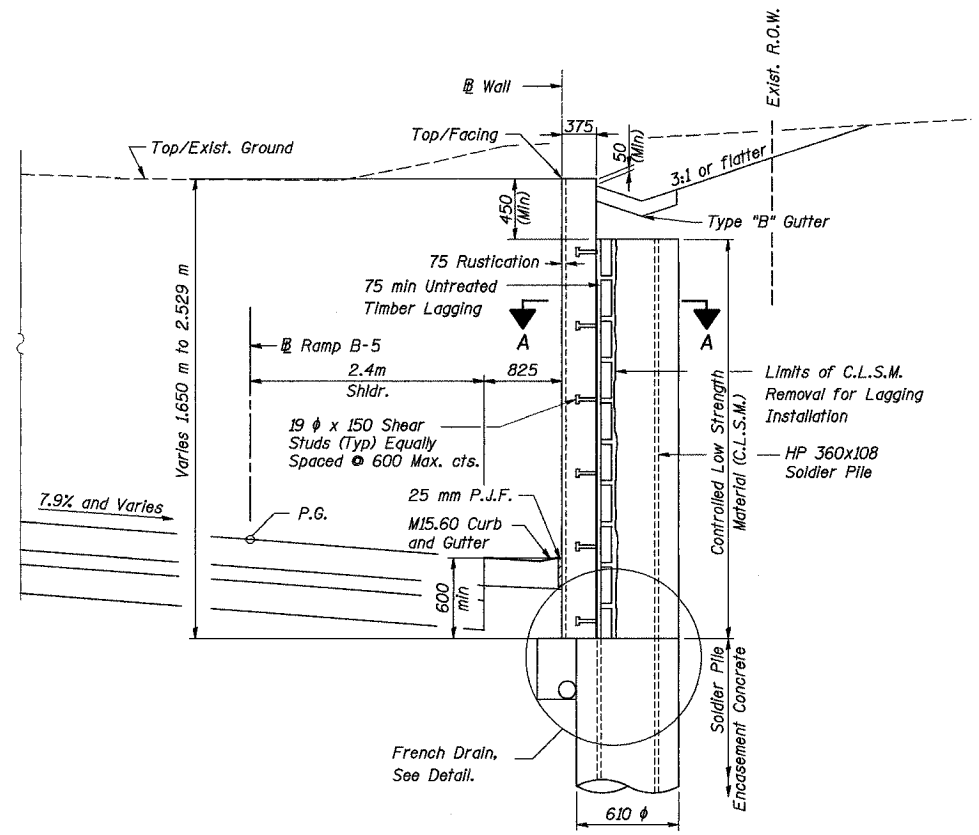
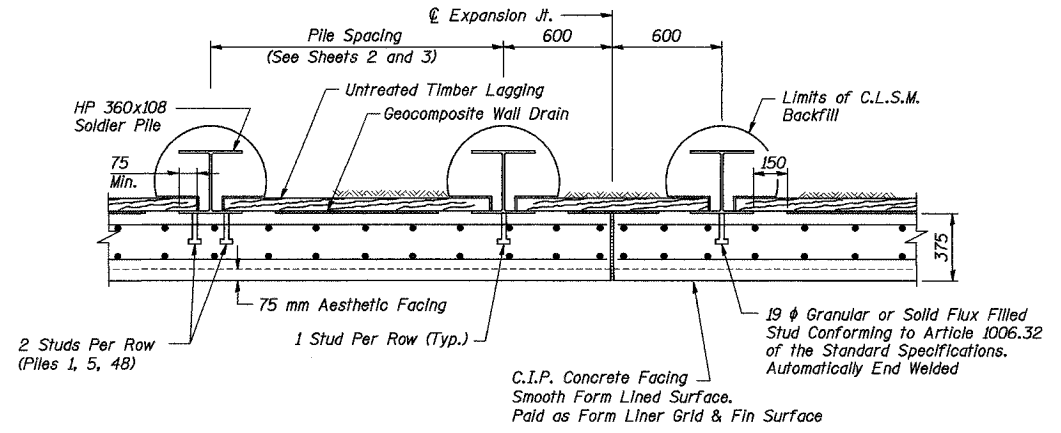


ROUTE NO.	SECT.	COUNTY	SHEET NO.	TOTAL SHEETS
F.A.I. 74	(72-7) R-3	PEORIA	612	1260
FED. ROAD DIST. NO. 7	ILLINOIS	FED. AID PROJECT		

CONTRACT NO. 68200

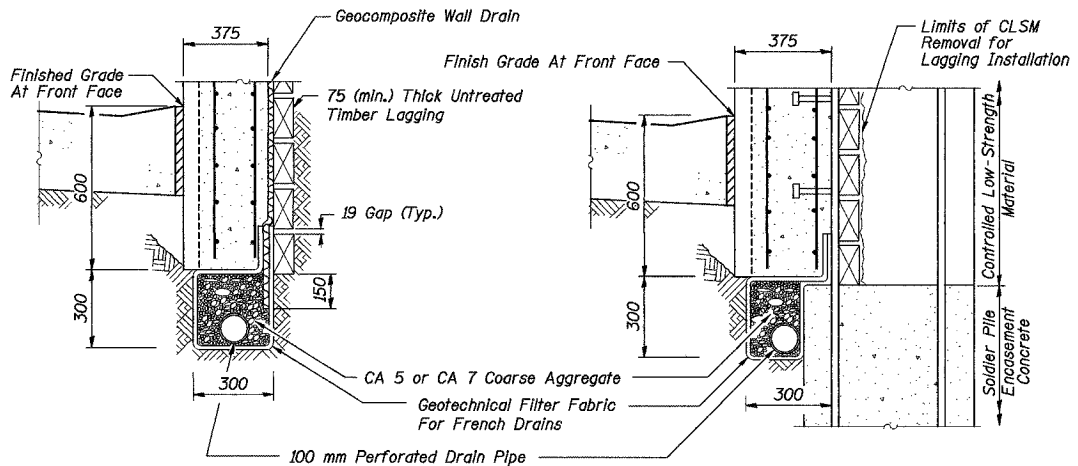


TYPICAL WALL SECTION



SECTION A-A

Notes:
All dimensions are in millimeters (mm) except as noted.



FRENCH DRAIN DETAIL

The French Drain Installation shall follow Section 601 of the Standard Specifications except that the trench will be filled with CA-7 coarse aggregate. The trench shall be lined with Geotechnical Filter Fabric for French Drains and have a 100 mm diameter perforated drain pipe located near the base of the excavation. The cost of the Geotechnical Filter Fabric and perforated drain pipe is included with the pay item French Drains.

Time: 12:20:45 PM

Date: 11/22/2004

Filename: P:\643996\structural\072-8558-Wall #9-sheet\Tracings\SD0001-IA072-8558.dgn

Designed by:	WEE
Checked by:	AK
Drafted by:	WEE
Checked by:	AK

REVISION	DATE	DESCRIPTION
STATE OF ILLINOIS DEPARTMENT OF TRANSPORTATION		
TYPICAL SECTIONS AND MISC. DETAILS		
WALL NO. 9 - RAMP B-5 F.A.I ROUTE 74 SECTION (72-7)R-3 PEORIA COUNTY STATION 10+697.234 TO 10+800.000 (RAMP B-5) STRUCTURE NUMBER 072-8558		
PARSONS TRANSPORTATION GROUP CHICAGO, ILLINOIS		
DRAWING NO. 5	SCALE N.T.S.	DATE 6/25/04
		SHEET NO. 5