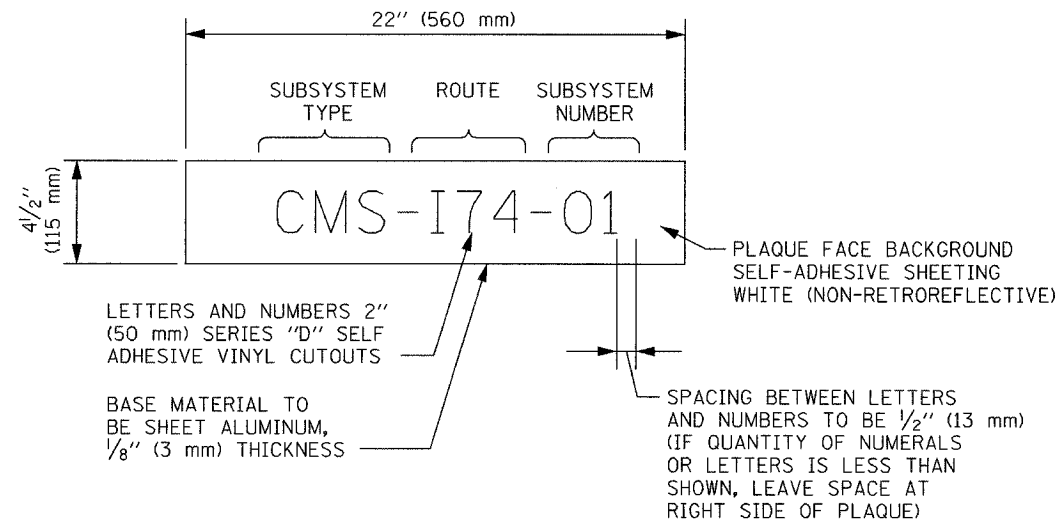
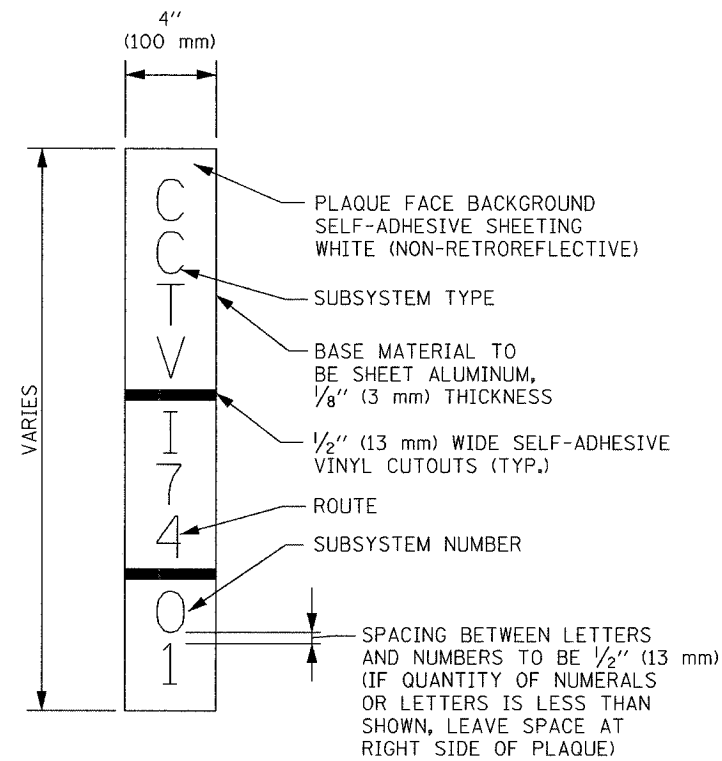


F.A.I. RTE.	SECTION	COUNTY	TOTAL SHEETS	SHEET NO.
74	172-7R-3	PEORIA	1360	1344
STA.	TO STA.			
FED. ROAD DIST. NO.	ILLINOIS	FED. AID PROJECT		
68200				



CONTROL CABINET IDENTIFICATION PLAQUE DETAIL



IDENTIFICATION PLAQUE DETAIL

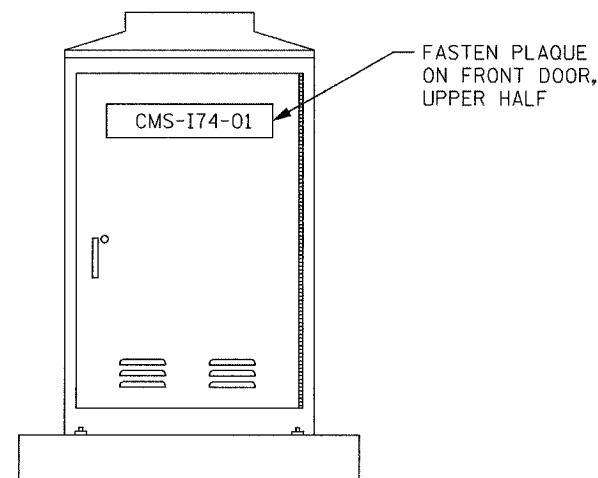
LEGEND

SUBSYSTEM TYPE

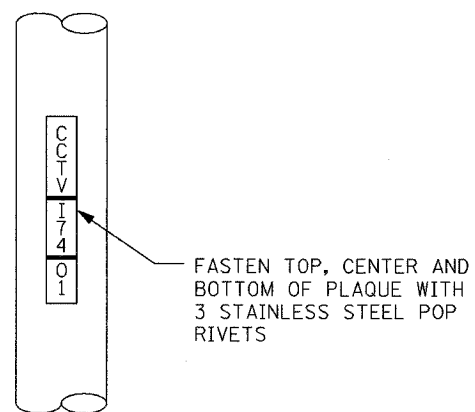
- CIS - CRASH INVESTIGATION SITE
- CCTV - CLOSED CIRCUIT TELEVISION
- CMS - CHANGEABLE MESSAGE SIGN
- HUB - COMMUNICATIONS HUB
- ILDS - INDUCTIVE LOOP DETECTOR STATION
- MDS - MICROWAVE DETECTOR STATION

NOTES:

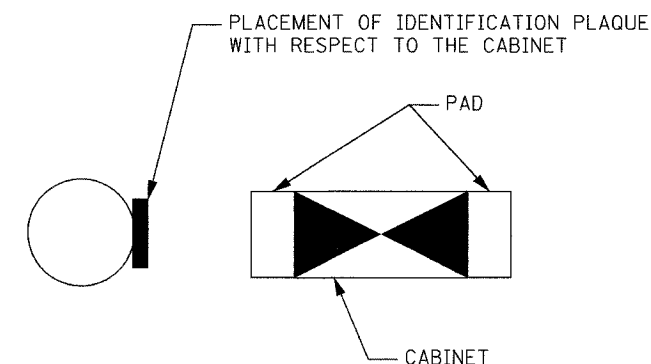
1. IDENTIFICATION PLAQUES TO FOLLOW SECTION 1069.02 OF THE IDOT STANDARD SPECIFICATIONS.
2. SUBSYSTEM NUMBERING SCHEME TO BE DETERMINED BY THE DEPARTMENT IN CONSULTATION WITH THE EQUIPMENT INTEGRATOR AND DESIGN ENGINEER BEFORE IDENTIFICATION PLAQUES ARE PROCURED AND INSTALLED BY THE CONTRACTOR.
3. FOR POLE-MOUNTED CABINETS, IDENTIFICATION PLAQUES SHALL ONLY BE INSTALLED ON THE POLES.



CONTROL CABINET IDENTIFICATION PLAQUE REQUIREMENTS AND PLACEMENT
(TYPICAL ALL CONTROL CABINETS)



POLE MOUNT IDENTIFICATION PLAQUE REQUIREMENTS AND PLACEMENT
(TYPICAL ALL CAMERA POLES)



PRINTED: 11/05/2004

CONTRACT 60

Edwards AND Kelcey

REVISIONS	
NAME	DATE

ILLINOIS DEPARTMENT OF TRANSPORTATION
ITS PLAN
ITS COMPONENT IDENTIFICATION PLAQUE DETAILS

SCALE _____ DRAWN BY CADD
DATE 11/02/04 CHECKED BY MJL

ITS SHEET 13 OF 13

P:\10101\1011\1011.dwg 11/05/2004 10:10:10