

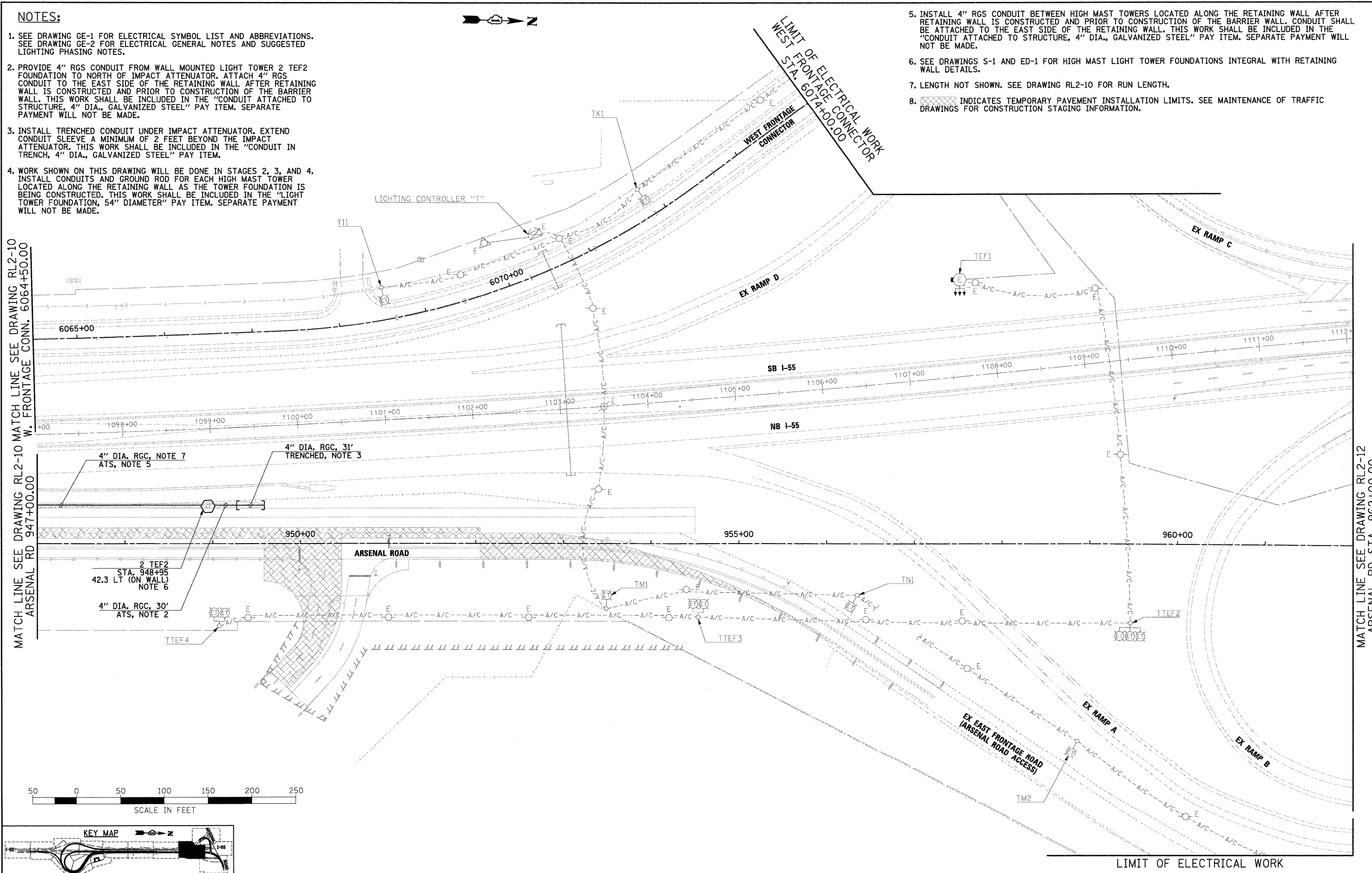
NOTES:

- SEE DRAWING GE-1 FOR ELECTRICAL SYMBOL LIST AND ABBREVIATIONS. SEE DRAWING GE-2 FOR ELECTRICAL GENERAL NOTES AND SUGGESTED LIGHTING PHASING NOTES.
- PROVIDE 4" RGS CONDUIT FROM WALL MOUNTED LIGHT TOWER 2 TEF2 FOUNDATION TO NORTH OF IMPACT ATTENUATOR. ATTACH 4" RGS CONDUIT TO THE EAST SIDE OF THE RETAINING WALL AFTER RETAINING WALL IS CONSTRUCTED AND PRIOR TO CONSTRUCTION OF THE BARRIER WALL. THIS WORK SHALL BE INCLUDED IN THE "CONDUIT ATTACHED TO STRUCTURE, 4" DIA., GALVANIZED STEEL" PAY ITEM. SEPARATE PAYMENT WILL NOT BE MADE.
- INSTALL TRENCHED CONDUIT UNDER IMPACT ATTENUATOR. EXTEND CONDUIT SLEEVE A MINIMUM OF 2 FEET BEYOND THE IMPACT ATTENUATOR. THIS WORK SHALL BE INCLUDED IN THE "CONDUIT IN TRENCH, 4" DIA., GALVANIZED STEEL" PAY ITEM.
- WORK SHOWN ON THIS DRAWING WILL BE DONE IN STAGES 2, 3, AND 4. INSTALL CONDUITS AND GROUND ROD FOR EACH HIGH MAST TOWER LOCATED ALONG THE RETAINING WALL AS THE TOWER FOUNDATION IS BEING CONSTRUCTED. THIS WORK SHALL BE INCLUDED IN THE "LIGHT TOWER FOUNDATION, 54" DIAMETER" PAY ITEM. SEPARATE PAYMENT WILL NOT BE MADE.

- INSTALL 4" RGS CONDUIT BETWEEN HIGH MAST TOWERS LOCATED ALONG THE RETAINING WALL AFTER RETAINING WALL IS CONSTRUCTED AND PRIOR TO CONSTRUCTION OF THE BARRIER WALL. CONDUIT SHALL BE ATTACHED TO THE EAST SIDE OF THE RETAINING WALL. THIS WORK SHALL BE INCLUDED IN THE "CONDUIT ATTACHED TO STRUCTURE, 4" DIA., GALVANIZED STEEL" PAY ITEM. SEPARATE PAYMENT WILL NOT BE MADE.
- SEE DRAWINGS S-1 AND ED-1 FOR HIGH MAST LIGHT TOWER FOUNDATIONS INTEGRAL WITH RETAINING WALL DETAILS.
- LENGTH NOT SHOWN. SEE DRAWING RL2-10 FOR RUN LENGTH.
- INDICATES TEMPORARY PAVEMENT INSTALLATION LIMITS. SEE MAINTENANCE OF TRAFFIC DRAWINGS FOR CONSTRUCTION STAGING INFORMATION.

MATCH LINE SEE DRAWING RL2-10 MATCH LINE SEE DRAWING RL2-10
W. FRONTAGE CONN. 6064+50.00
ARSENAL RD 947+00.00

MATCH LINE SEE DRAWING RL2-12
ARSENAL RD STA. 962+00.00

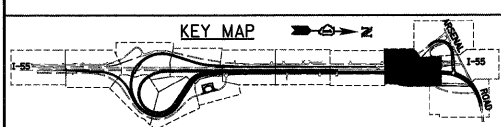



4" DIA. RGC, NOTE 7
ATS, NOTE 5

4" DIA. RGC, 31'
TRENCHED, NOTE 3

2 TEF2
STA. 948+95
42.3 LT (ON WALL)
NOTE 6

4" DIA. RGC, 30'
ATS, NOTE 2



McDonough Associates Inc.
Engineers / Architects
130 East Randolph Street Chicago, Illinois 60601

FILE NAME = D:\62\F12-SHT-RL2-11.dgn	USER NAME = TK1uegl	DESIGNED - JLW	REVISED -
		DRAWN - CJM	REVISED -
		CHECKED - KMY	REVISED -
		DATE - 2/4/11	REVISED -

**STATE OF ILLINOIS
DEPARTMENT OF TRANSPORTATION**

**I-55 AT ARSENAL ROAD
PROPOSED ROADWAY LIGHTING PLAN-STAGE 2**

SCALE: 1" = 50' SHEET NO. 11 OF 12 SHEETS STA. TO STA.

F.A.I. RTE. 55	SECTION 99-2HB-2B-1	COUNTY WILL	TOTAL SHEETS 756	SHEET NO. 369
CONTRACT NO. 60F12				
FED. ROAD DIST. NO. 1 ILLINOIS FED. AID PROJECT				