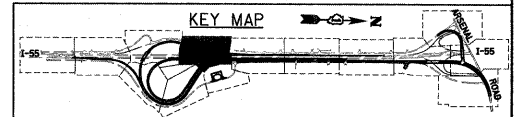
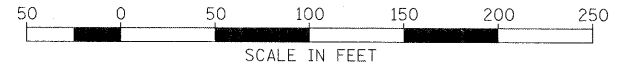
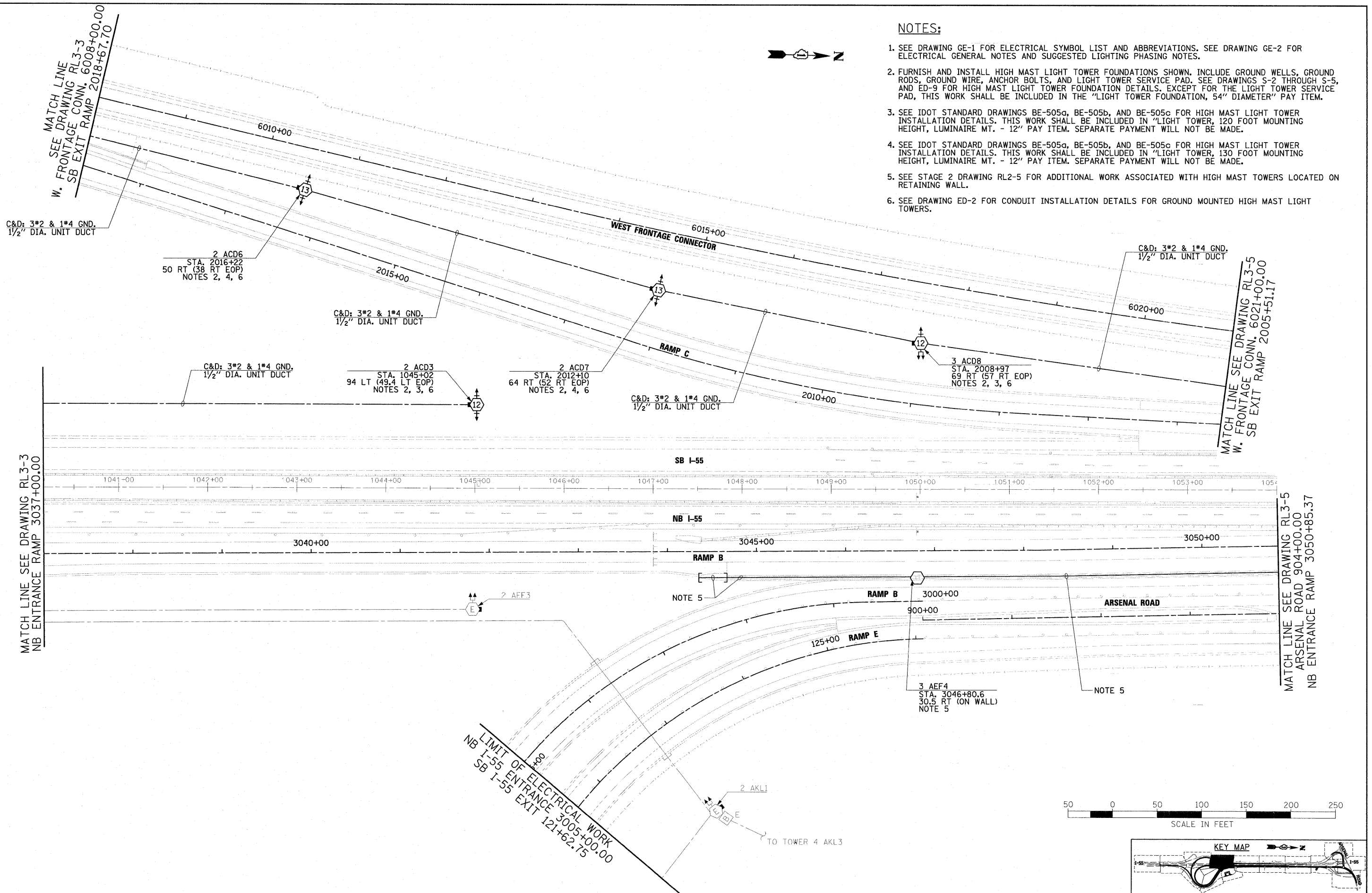


**NOTES:**

1. SEE DRAWING GE-1 FOR ELECTRICAL SYMBOL LIST AND ABBREVIATIONS. SEE DRAWING GE-2 FOR ELECTRICAL GENERAL NOTES AND SUGGESTED LIGHTING PHASING NOTES.
2. FURNISH AND INSTALL HIGH MAST LIGHT TOWER FOUNDATIONS SHOWN. INCLUDE GROUND WELLS, GROUND RODS, GROUND WIRE, ANCHOR BOLTS, AND LIGHT TOWER SERVICE PAD. SEE DRAWINGS S-2 THROUGH S-5, AND ED-9 FOR HIGH MAST LIGHT TOWER FOUNDATION DETAILS. EXCEPT FOR THE LIGHT TOWER SERVICE PAD, THIS WORK SHALL BE INCLUDED IN THE "LIGHT TOWER FOUNDATION, 54" DIAMETER" PAY ITEM.
3. SEE IDOT STANDARD DRAWINGS BE-505a, BE-505b, AND BE-505c FOR HIGH MAST LIGHT TOWER INSTALLATION DETAILS. THIS WORK SHALL BE INCLUDED IN "LIGHT TOWER, 120 FOOT MOUNTING HEIGHT, LUMINAIRE MT. - 12" PAY ITEM. SEPARATE PAYMENT WILL NOT BE MADE.
4. SEE IDOT STANDARD DRAWINGS BE-505a, BE-505b, AND BE-505c FOR HIGH MAST LIGHT TOWER INSTALLATION DETAILS. THIS WORK SHALL BE INCLUDED IN "LIGHT TOWER, 130 FOOT MOUNTING HEIGHT, LUMINAIRE MT. - 12" PAY ITEM. SEPARATE PAYMENT WILL NOT BE MADE.
5. SEE STAGE 2 DRAWING RL2-5 FOR ADDITIONAL WORK ASSOCIATED WITH HIGH MAST TOWERS LOCATED ON RETAINING WALL.
6. SEE DRAWING ED-2 FOR CONDUIT INSTALLATION DETAILS FOR GROUND MOUNTED HIGH MAST LIGHT TOWERS.



**LIMIT OF ELECTRICAL WORK**  
 NB I-55 ENTRANCE 3005+00.00  
 SB I-55 EXIT 121+62.75

**McDonough Associates Inc.**  
 Engineers / Architects  
 130 East Randolph Street, Chicago, Illinois 60601

FILE NAME =	USER NAME = TKluegel
D:\60F12-SHT-RL3-4.dgn	

DESIGNED - JLW	REVISOR -
DRAWN - CJM	REVISOR -
CHECKED - KMY	REVISOR -
DATE - 2/4/11	REVISOR -

PLDT SCALE = 1:50	
PLDT DATE = 3/3/2011	

**STATE OF ILLINOIS**  
**DEPARTMENT OF TRANSPORTATION**

**I-55 AT ARSENAL ROAD**  
**PROPOSED ROADWAY LIGHTING PLAN-STAGE 3**

SCALE: 1" = 50' SHEET NO. 4 OF 11 SHEETS STA. TO STA.

F.A.I. RTE.	SECTION	COUNTY	TOTAL SHEETS	SHEET NO.
55	99-2HB-2B-1	WILL	756	374
CONTRACT NO. 60F12				