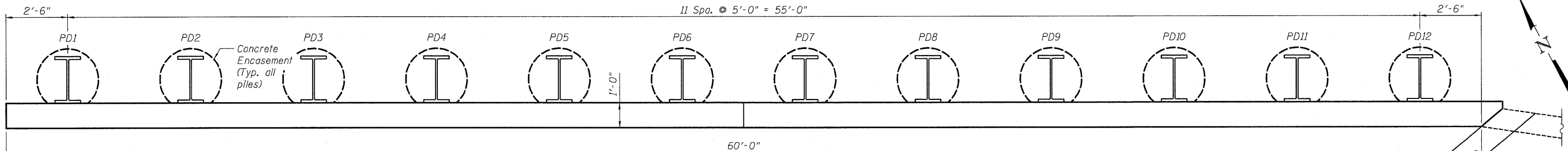
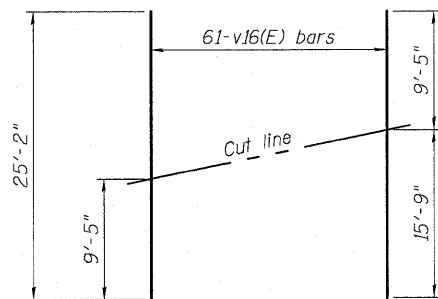


STATE OF ILLINOIS
DEPARTMENT OF TRANSPORTATION

11 Spa. @ 5'-0" = 55'-0"



PLAN - WALL D

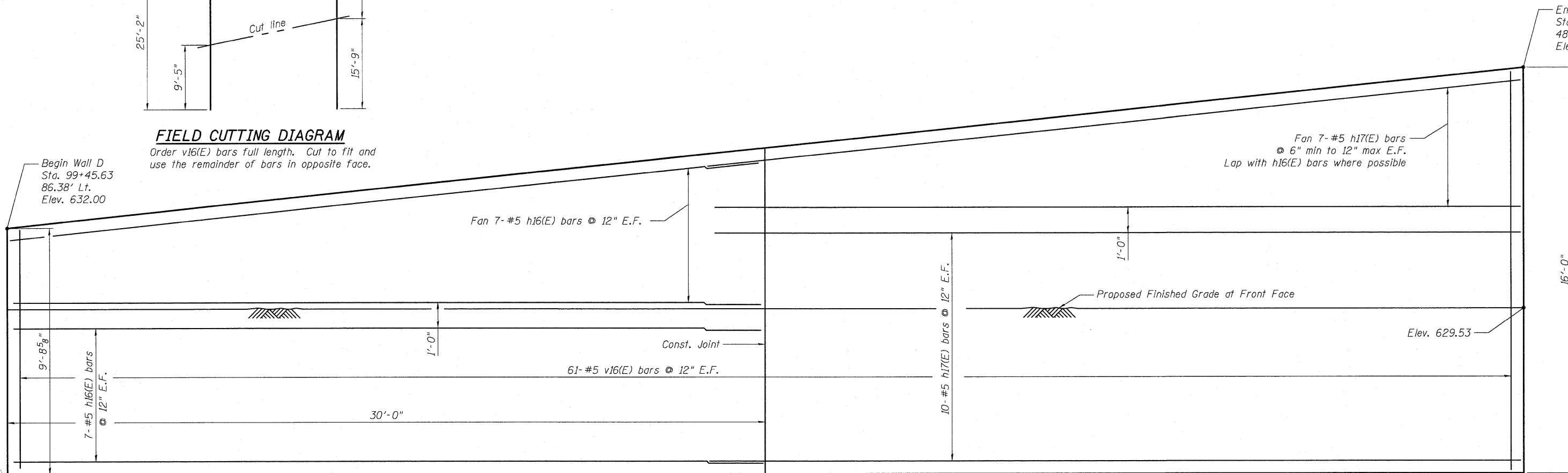


FIELD CUTTING DIAGRAM

Order v16(E) bars full length. Cut to fit and use the remainder of bars in opposite face.

Begin Wall D
Sta. 99+45.63
86.38' Lt.
Elev. 632.00

End Wall D
Sta. 99+91.76
48.00' Lt.
Elev. 638.28



ELEVATION - WALL D

WALL D - BILL OF MATERIAL

Bar	No.	Size	Length	Shape	
h16(E)	28	#5	29'-9"	—	
h17(E)	34	#5	33'-9"	—	
v16(E)	61	#5	25'-2"	—	
Concrete Structures				Cu. Yd.	28.6
Stud Shear Connectors				Each	288
Untreated Timber Lagging				Sq. Ft.	589
Reinforcement Bars, Epoxy Coated				Pound	3670
Furnishing Soldier Piles (W Section)				Foot	395.3
Geocomposite Wall Drain				Sq. Yd.	35
Pipe Underdrain for Structures, 4"				Foot	60
Drilling & Setting Soldier Piles (In Soil)				Cu. Ft.	193.3
Drilling & Setting Soldier Piles (In Rock)				Cu. Ft.	1078.2

WALL D - SOLDIER PILE SCHEDULE

Pile No.	Station	SOLDIER PILE DATA			ENCASEMENT DATA					
		Offset to ϕ of Hole	Pile Section	Top of Pile Elev.	Bott. of Pile Elev.	Pile Length (ft.)	No. of Stud Shear Conn.	Dia. (in.)	Top of Enc. Elev.	Enc. Length (ft.)
PD1	99+48.79	86.26' Lt.	W21x182	630.76	600.70	30.06	18	30	622.28	21.58
PD2	99+52.64	83.07' Lt.	W21x182	631.29	600.70	30.59	20	30	622.28	21.58
PD3	99+56.48	79.87' Lt.	W21x182	631.81	600.70	31.11	20	30	622.28	21.58
PD4	99+60.33	76.67' Lt.	W21x182	632.33	600.70	31.63	22	30	622.28	21.58
PD5	99+64.17	73.47' Lt.	W21x182	632.86	600.70	32.16	22	30	622.28	21.58
PD6	99+68.01	70.28' Lt.	W21x182	633.38	600.70	32.68	24	30	622.28	21.58
PD7	99+71.86	67.08' Lt.	W21x182	633.90	600.70	33.20	24	30	622.28	21.58
PD8	99+75.70	63.88' Lt.	W21x182	634.43	600.70	33.73	26	30	622.28	21.58
PD9	99+79.55	60.68' Lt.	W21x182	634.95	600.70	34.25	26	30	622.28	21.58
PD10	99+83.39	57.49' Lt.	W21x182	635.47	600.70	34.77	28	30	622.28	21.58
PD11	99+87.23	54.29' Lt.	W21x182	636.00	600.70	35.30	28	30	622.28	21.58
PD12	99+91.08	51.09' Lt.	W21x182	636.52	600.70	35.82	30	30	622.28	21.58

Conn. = Connectors Enc. = Encasement

DESIGNED	JNH
CHECKED	BJM
DRAWN	JNH
CHECKED	BRT

WALL D
STRUCTURE NO. 016-2630



Wight & Company
2500 North Frontage Road, Darien, IL 60561
630.969.7000 630.969.7979 fax
Design Firm Registration 184-000451

SHEET NO. 12 19 SHEETS	F.A.U. RTE.	SECTION	COUNTY	TOTAL SHEETS	SHEET NO.
	3537	3264-T	COOK	110	56
CONTRACT NO. 60H44					
ILLINOIS FED. AID PROJECT					