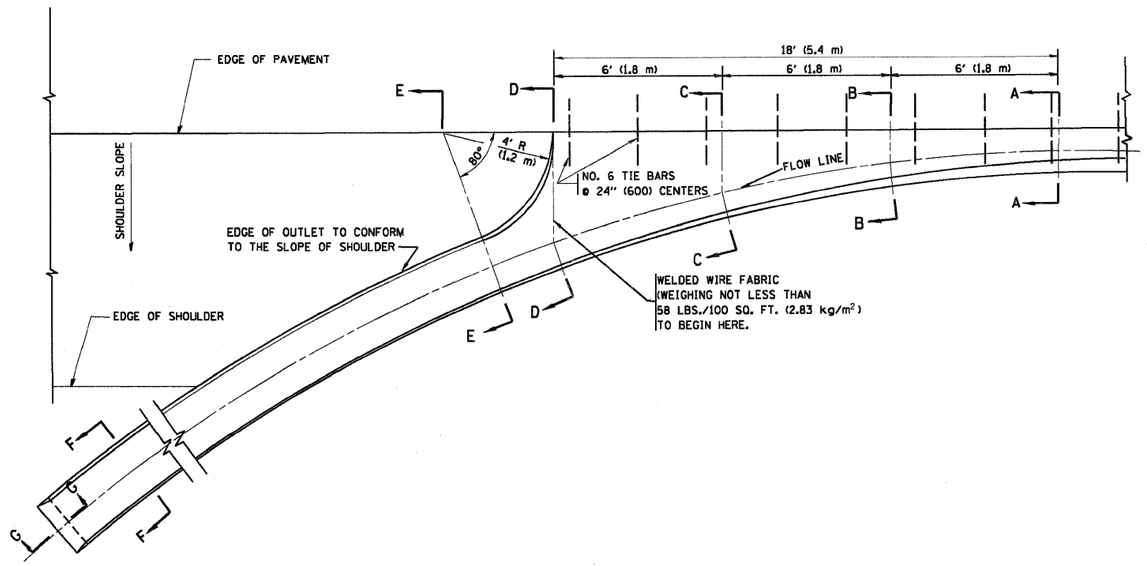

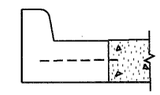

A-A *

* DIMENSIONS OF THE CURB & GUTTER AT SECTION A-A ARE SHOWN ON STATE STANDARD 606001.
FOR DETAILS OF OUTLET FOR CONCRETE CURB & GUTTER, TYPE B-6.24 (B-15.60) SEE STATE STANDARD 606006.

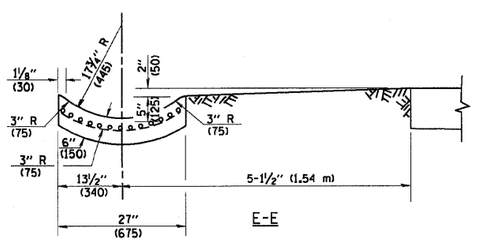

E-E

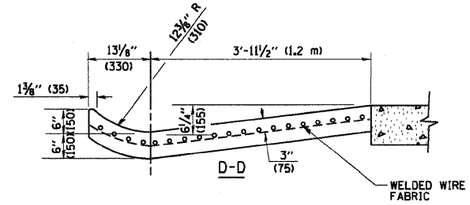

D-D

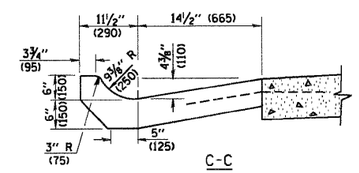

C-C

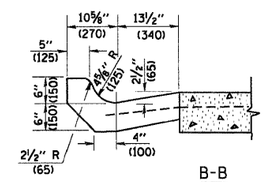

B-B

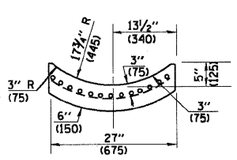

F-F

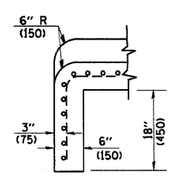

G-G

GENERAL NOTES

GUTTER OUTLET SHALL BE TIED TO THE PAVEMENT IN ACCORDANCE WITH DETAILS FOR LONGITUDINAL CONSTRUCTION JOINT SHOWN ON STANDARD 420001.

TIE BARS SHALL BE NO. 20 (NO.6) AT 24" (600) CENTERS UNLESS OTHERWISE SHOWN.

IF THE AVERAGE GRADE OF PAVEMENT FOR THE DISTANCE FROM SECTION A-A TO D-D EXCEEDS 2%, THIS DISTANCE SHALL BE INCREASED 6' (1.8 m) FOR EACH 1% INCREASE IN GRADE.

QUANTITIES

FOR SECTION A-A TO E-E AND CURTAIN WALL=
1.25 CU. YDS. (0.96 m^3) CLASS SI CONCRETE (OUTLET) FOR 9" (225) PAV'T.
1.27 CU. YDS. (0.96 m^3) CLASS SI CONCRETE (OUTLET) FOR 10" (250) PAV'T.
FOR SECTION F-F=
0.045 CU. YDS. (0.03 m^3) CLASS SI CONCRETE PER ft. (m).

ALL DIMENSIONS ARE IN INCHES (MILLIMETERS) UNLESS OTHERWISE SHOWN.

FILE NAME = W:\diststd\22x34\bd03.dgn	USER NAME = gaglienobt	DESIGNED - M. DE YONG	REVISED - R. SHAH 09-09-94	STATE OF ILLINOIS DEPARTMENT OF TRANSPORTATION	OUTLET FOR CONCRETE CURB AND GUTER			F.A.P. RTE.	SECTION	COUNTY	TOTAL SHEETS	SHEET NO.
		DRAWN -	REVISED - R. SHAH 10-25-94					303	132 B-2	McHENRY	106	81
	PLOT SCALE = 50.0000 ' / IN.	CHECKED -	REVISED - E. GOMEZ 12-21-00					BD600-01	(BD-03)	CONTRACT NO.60129		
	PLOT DATE = 1/4/2008	DATE - 08-04-86	REVISED -		SCALE: NONE	SHEET NO. 1 OF 1 SHEETS	STA. TO STA.	FED. ROAD DIST. NO. 1	ILLINOIS	FED. AID PROJECT		

FILE NAME = P:\CBBEL WEST Projects\2005\09-0147 IL173\Civil\Dgn\Sht\D160129-sht-01stdsBD03.dgn