

INDEX OF SHEETS

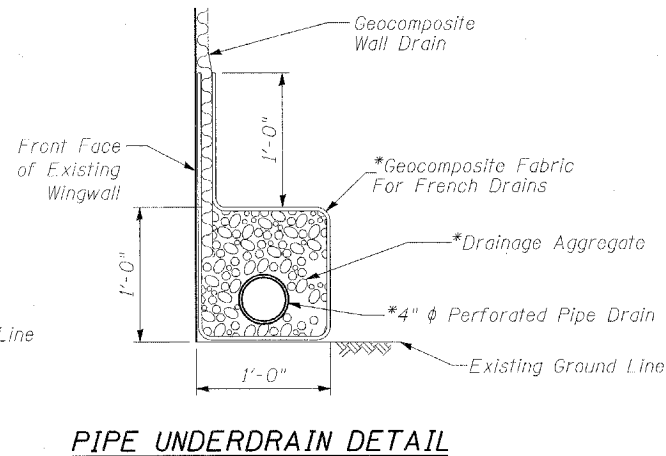
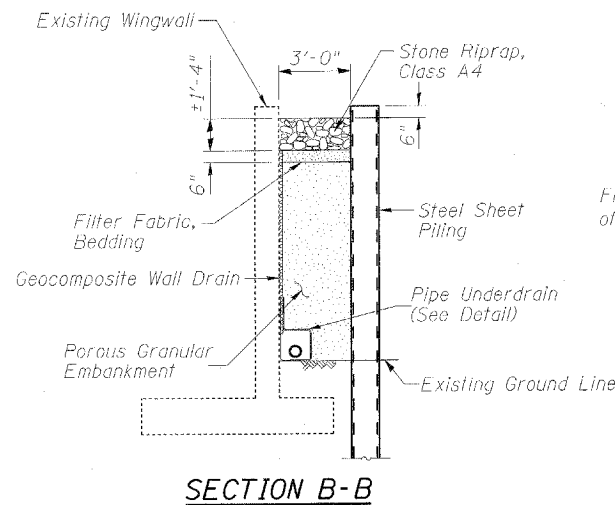
- S1. General Plan and Elevation
- S2. General Notes, Bill of Materials and Index of Sheets
- S3. Steel Sheet Pile Wall Details
- S4. Culvert Wall Extension Details
- S5. Soil Boring Logs

GENERAL NOTES:

1. Reinforcement bars shall conform to the requirements of ASTM A 706 Grade 60. See Special Provisions.
2. All reinforcement bars shall be epoxy coated.
3. Plan dimensions and details relative to existing plans are subject to nominal construction variations. The Contractor shall field verify existing dimensions and details affecting new construction and make necessary approved adjustments prior to construction or ordering of materials. Such variations shall not be cause for additional compensation for a change in scope of the work, however, the Contractor will be paid for the quantity actually furnished at the unit price bid for the work.
4. The Contractor shall make his own investigation to determine the existence, nature, and exact location of all utility lines and appurtenances within the limits of the work. The cost of this work shall be incidental to the contract.
5. The Contractor shall exercise caution during excavation around the existing culvert and wingwalls to avoid undermining the foundation.
6. The Contractor shall contact IDOT electrical maintenance contractor to field locate electrical conduit for street lighting.
7. Contractor shall core weep holes at 5 foot centers in all four existing wingwalls 2 feet above the ground level prior to placing steel sheet piling. Cost is included with Porous Granular Embankment.

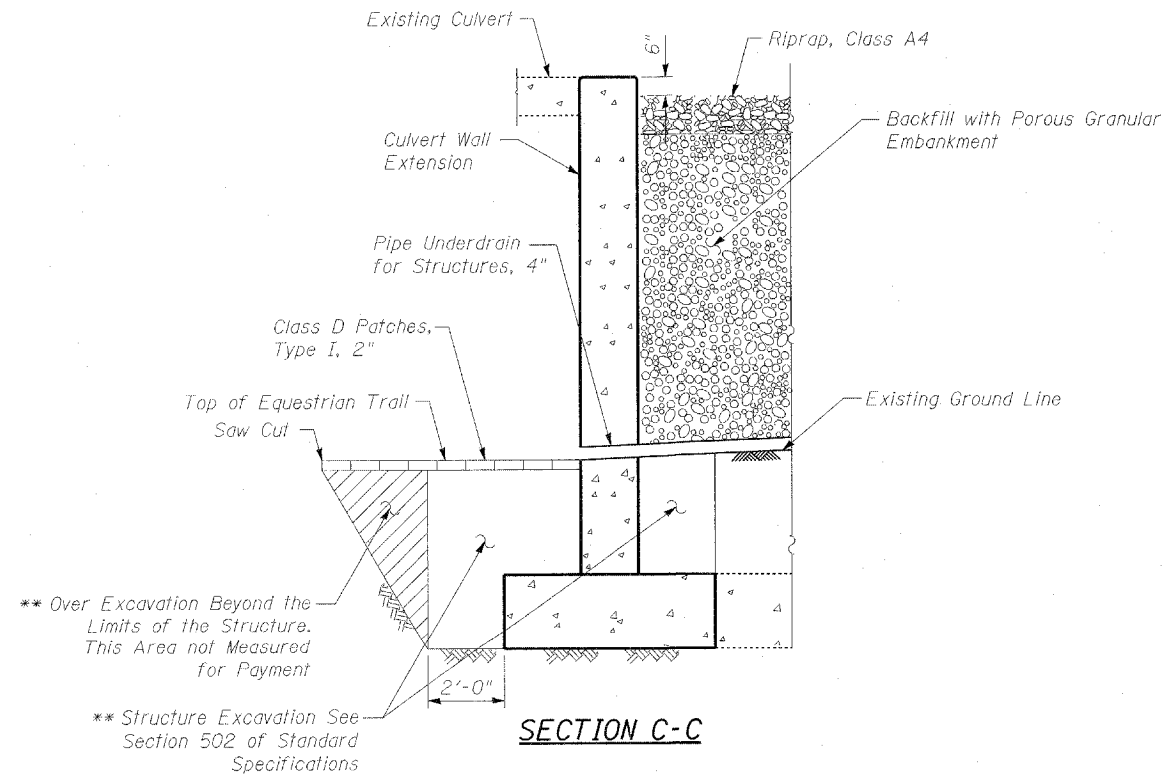
TOTAL BILL OF MATERIAL

ITEM DESCRIPTION	UNIT	TOTAL
Porous Granular Embankment	Cu. Yd.	81.2
Stone Rip Rap, Class A4	Sq. Yd.	39
Filter Fabric	Sq. Yd.	39
Protective Coat	Sq. Yd.	86
Concrete Structures	Cu. Yd.	14.0
Reinforcing Bars, Epoxy Coated	Pound	1,460
Remove and Reerect Steel Plate Beam Guardrail, Type A	Foot	232
Permanent Steel Sheet Piling	Sq. Ft.	2,931
Structure Excavation	Cu. Yd.	6.0
Stud Shear Connectors	Each	48
Geocomposite Wall Drain	Sq. Yd.	615
Class D Patches, Type I, 2"	Sq. Yd.	9
Pipe Underdrain for Structures, 4"	Foot	145
Tree Removal (6 to 15 Units Diameter)	Unit	39
Tree Removal (Over 15 Units Diameter)	Unit	16



* Cost Included With "Pipe Underdrain for Structures 4"

** Backfill Remainder of Structure excavation and over excavation with Porous Granular Embankment.



FILE NAME =	USER NAME =	DESIGNED - AMS	REVISED -
		CHECKED - AMS	REVISED -
		DRAWN - DR	REVISED -
		CHECKED - JMH	REVISED -

**STATE OF ILLINOIS
DEPARTMENT OF TRANSPORTATION**

**GENERAL NOTES, BILL OF MATERIALS AND INDEX OF SHEETS
STRUCTURE NO. 016-1211**

SHEET NO. S2 OF S5 SHEETS

F.A.P. RTE.	SECTION	COUNTY	TOTAL SHEETS	SHEET NO.
332	0312-708W-I	COOK	17	6
CONTRACT NO. 60N81				
ILLINOIS FED. AID PROJECT				