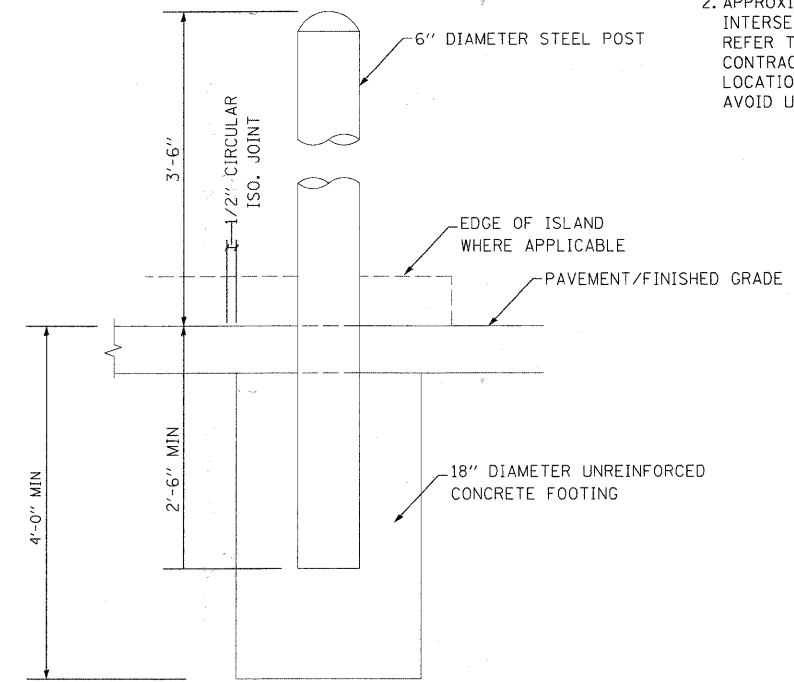


- NOTES:**
1. SUB-BASE SHALL BE GRADED TOWARD PIPE UNDERDRAINS IN ALL LOCATIONS WHERE UNDERDRAINS ARE SHOWN AT A LOCATION OTHER THAN THE EDGE OF SUB-BASE IN THE PROPOSED DRAINAGE PLANS AND CROSS SECTIONS.
 2. PIPE UNDERDRAINS SHALL BE INSTALLED AT THE BRIDGE PIERS WITH THE GEOMETRY SHOWN IN THIS DETAIL.

DRAINAGE DETAIL

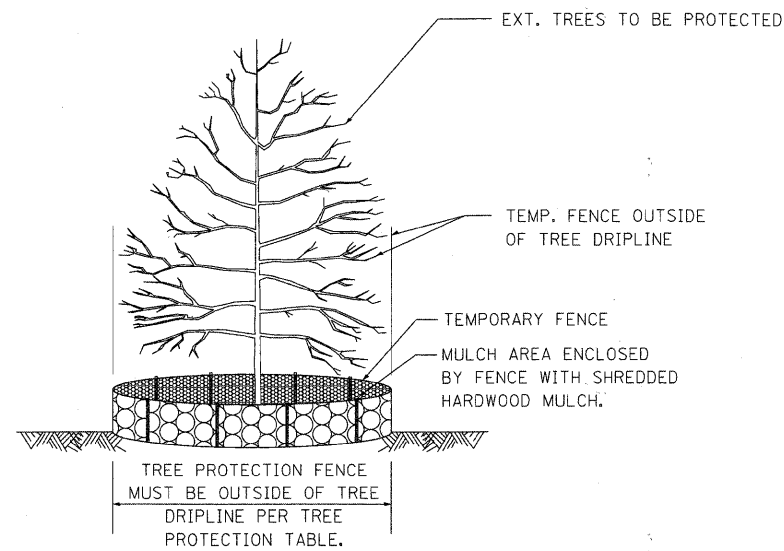


TYP. POST-BOLLARD DETAIL

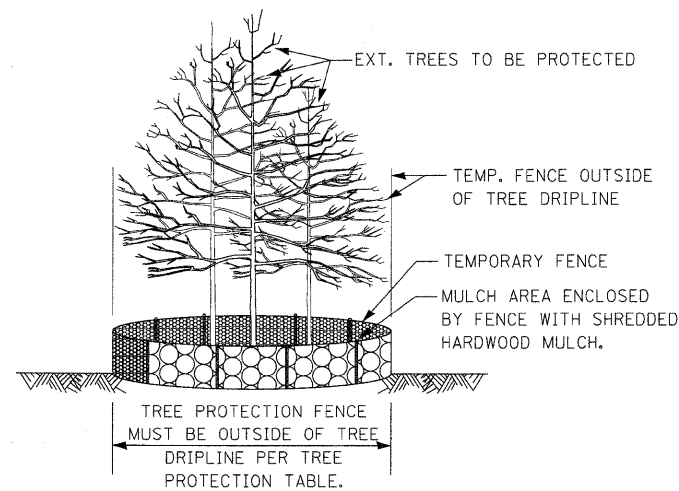
N.T.S.

NOTES:

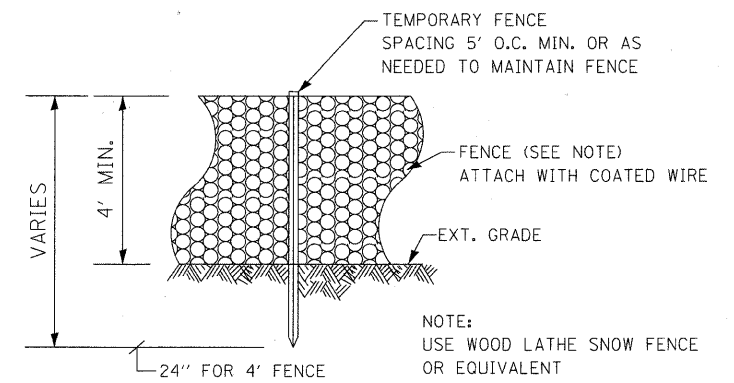
1. BOLLARDS TO BE PAINTED BROWN TO MATCH EXISTING BOLLARD LIGHTS. SUBMIT A COLOR SAMPLE TO THE ENGINEER FOR APPROVAL PRIOR TO INSTALLATION.
2. APPROXIMATE BOLLARD LOCATIONS SHOWN ON INTERSECTION DETAIL PLANS. REFER TO SHEET NO. 68. CONTRACTOR TO ADJUST BOLLARD LOCATIONS IN FIELD AS NECESSARY TO AVOID UTILITY CONFLICTS.



TYPICAL TREE PROTECTION
(NOT TO SCALE)



TYPICAL GROUP TREE PROTECTION
(NOT TO SCALE)



TREE PROTECTION FENCE
(NOT TO SCALE)

LANDSCAPING DETAILS



USER NAME = marnj	DESIGNED - KLK	REVISED -
PLOT SCALE = 1:200' / 1" =	DRAWN - KLK	REVISED -
PLOT DATE = 2/17/2011	CHECKED - EY	REVISED -
	DATE - FEBRUARY 17, 2011	REVISED -

**STATE OF ILLINOIS
DEPARTMENT OF TRANSPORTATION**

DRAINAGE AND LANDSCAPING DETAILS

SCALE: NONE SHEET NO. 1 OF 1 SHEETS STA. TO STA.

F.A.U. RTE.	SECTION	COUNTY	TOTAL SHEETS	SHEET NO.
1537	06-00050-00-GS	COOK	209	73
FED. ROAD DIST. NO. 1 ILLINOIS FED. AID PROJECT			CONTRACT NO. 63556	
CRE-9003(709)				

FILE NAME = P:\30155877\2009_CAD\001_Draining\Sheets\Civil\60105677-sht-drainage-detailed.dgn