

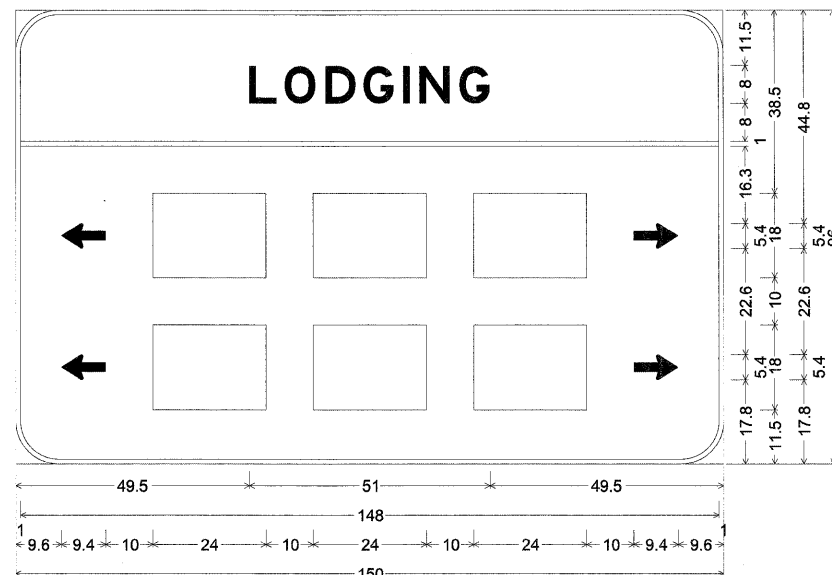
FOOD; 9.0" Radius, 1.0" Border, White on Blue;  
 [GAS] E; Standard Arrow Custom 9.4" X 5.4" 180°;  
 Standard Arrow Custom 9.4" X 5.4" 0°; Standard Arrow Custom 9.4" X 5.4" 180°;  
 Standard Arrow Custom 9.4" X 5.4" 0°;  
 Table of widths and spaces.

G	A	S								
63.0	6.4	1.6	8.0	1.6	6.4	63.0				
1.0	148.0	1.0								
9.6	9.4	10.0	24.0	10.0	24.0	10.0	24.0	10.0	9.4	9.6
9.6	9.4	10.0	24.0	10.0	24.0	10.0	24.0	10.0	9.4	9.6

**GENERAL SERVICES SIGN (GROUND MOUNT)**  
**W/ STRUCTURAL STEEL SIGN SUPPORT AND FOUNDATION**  
**STA 119+50, 41.0' RT (RAMP G)**  
**STA 28+00, 35.0' RT (RAMP E)**

**NOTE:**


1. THE FINAL MOUNTING LOCATION OF SIGNS (OFFSET FROM EDGE OF PAVEMENT AND HEIGHT ABOVE PAVEMENT) SHALL BE DETERMINED BY THE ENGINEER. THE SIGNING QUANTITIES ARE ESTIMATES ONLY AND SHALL BE FIELD VERIFIED BY THE CONTRACTOR ONCE THE FINAL SIGN LOCATIONS HAVE BEEN DETERMINED.
2. THE ALUMINUM EXTRUSIONS AND THE INSTALLATION SHALL BE IN ACCORDANCE TO THE REQUIREMENTS OF SECTION 1090 OF THE STANDARD SPECIFICATION, AS SHOWN ON THE PLANS AND/OR AS DIRECTED BY THE ENGINEER.
3. THE INTERSTATE GUIDE SIGNS, GREEN GUIDE SIGNS, WILL BE TYPE ZZ SHEETING WITH THE USE OF CLEARVIEW FONT, 5-W.
4. BLUE AND BROWN GUIDE SIGNS SHALL HAVE THE TYPE AP SHEETING WITH TYPE ZZ LEGEND.



FOOD; 9.0" Radius, 1.0" Border, White on Blue;  
 [LODGING] E; Standard Arrow Custom 9.4" X 5.4" 180°;  
 Standard Arrow Custom 9.4" X 5.4" 0°; Standard Arrow Custom 9.4" X 5.4" 180°;  
 Standard Arrow Custom 9.4" X 5.4" 0°;  
 Table of widths and spaces.

L	O	D	G	I	N	G								
49.5	5.9	1.6	6.8	2.0	6.4	1.6	6.4	2.0	1.4	2.0	6.4	2.1	6.4	49.5
1.0	148.0	1.0												
9.6	9.4	10.0	24.0	10.0	24.0	10.0	24.0	10.0	9.4	9.6				
9.6	9.4	10.0	24.0	10.0	24.0	10.0	24.0	10.0	9.4	9.6				

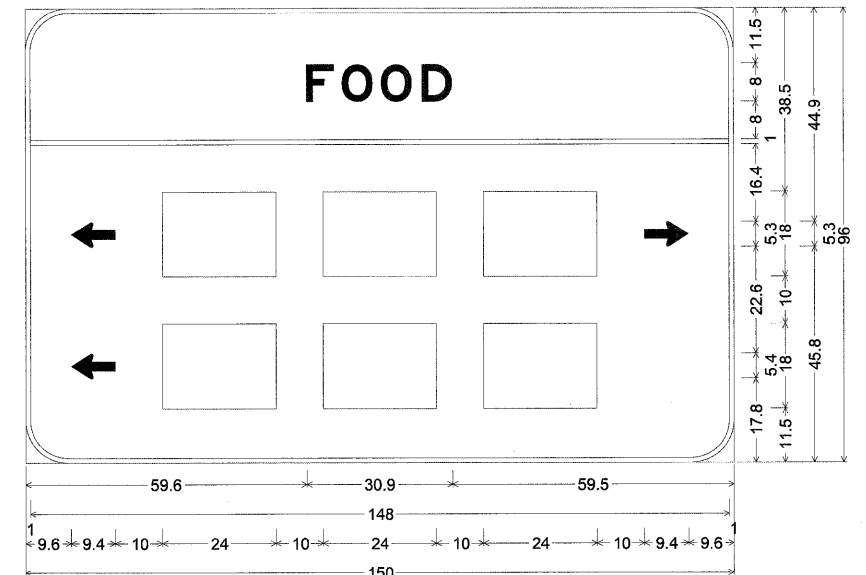
**GENERAL SERVICES SIGN (GROUND MOUNT)**  
**W/ STRUCTURAL STEEL SIGN SUPPORT AND FOUNDATION**  
**STA 112+00, 23.0' RT (RAMP G)**  
**STA 21+00, 23.0' RT (RAMP E)**



ATTRACTIONS; 6.0" Radius, 1.0" Border, White on Blue;  
 [ ATTRACTIONS ] [E Mod]; Standard Arrow Custom 9.9" X 6.1" 180°;  
 Table of widths and spaces.

A	T	T	R	A	C	T	I	O	N	S												
17.0	6.0	0.5	4.4	0.4	4.5	1.3	4.8	1.1	6.0	1.3	4.8	0.8	4.4	1.3	1.1	1.6	5.0	1.5	4.9	1.5	4.8	17.0
1.0	94.0	1.0																				
5.0	9.9	81.1																				

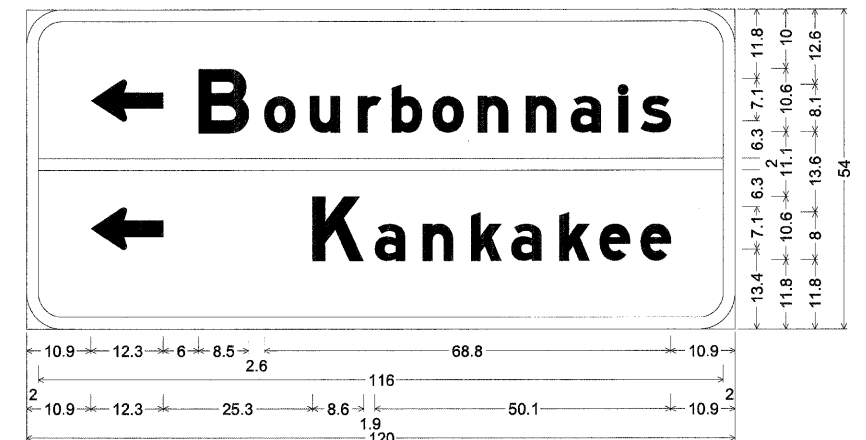
**RELOCATED GENERAL SERVICES SIGN (GROUND MOUNT)**  
**W/ NEW STRUCTURAL STEEL SIGN SUPPORT AND FOUNDATION**  
**STA 109+50, 23.0' RT (RAMP G)**  
**STA 18+50, 23.0' RT (RAMP E)**  
 CLEARVIEW 5 W FONT SHOULD BE USE IN PLACE OF [E MOD] FONT



FOOD; 9.0" Radius, 1.0" Border, White on Blue;  
 [FOOD] E; Standard Arrow Custom 9.4" X 5.4" 180°;  
 Standard Arrow Custom 9.4" X 5.4" 0°; Standard Arrow Custom 9.4" X 5.4" 180°;  
 Table of widths and spaces.

F	O	O	D							
59.6	5.9	1.6	6.6	1.6	6.8	2.0	6.4	59.5		
1.0	148.0	1.0								
9.6	9.4	10.0	24.0	10.0	24.0	10.0	24.0	10.0	9.4	9.6
9.6	9.4	10.0	24.0	10.0	24.0	10.0	24.0	29.0		

**GENERAL SERVICES SIGN (GROUND MOUNT)**  
**W/ STRUCTURAL STEEL SIGN SUPPORT AND FOUNDATION**  
**STA 114+50, 28.0' RT (RAMP G)**  
**STA 23+50, 23.0' RT (RAMP E)**



RAMP D1; 6.0" Radius, 2.0" Border, White on Green;  
 Standard Arrow Custom 12.3" X 7.1" 180°; [Bourbonnais] [E Mod];  
 Standard Arrow Custom 12.3" X 7.1" 180°; [Kankakee] [E Mod];  
 Table of widths and spaces.

B	o	u	r	b	o	n	n	a	i	s												
10.9	12.3																					
6.0	8.5	2.6	5.3	2.4	5.1	3.0	4.0	1.8	5.1	1.8	5.3	2.4	5.0	3.1	5.1	2.5	5.0	3.1	1.5	2.3	5.0	10.9
2.0	116.0	2.0																				
10.9	12.3	25.3	8.6	1.9	5.1	3.0	5.1	3.1	5.1	1.8	5.0	3.0	5.1	1.8	5.0	1.9	5.1	10.9				

**EXIT RAMP GUIDE SIGN (GROUND MOUNT)**  
**STA 117+00, 35.0' RT (RAMP G)**  
 CLEARVIEW 5 W FONT SHOULD BE USE IN PLACE OF [E MOD] FONT

FILE NAME = I:\Dgn\sheets\ss106.dgn	USER NAME = F110G	DESIGNED -	REVISED -	STATE OF ILLINOIS DEPARTMENT OF TRANSPORTATION	SIGNING DETAILS	F.A.I RTE.	SECTION	COUNTY	TOTAL SHEETS	SHEET NO.		
		DRAWN -	REVISED -			57	(46-2) I, HBR, VBR	KANKAKEE	558	208		
		PLOT SCALE = 1:15	CHECKED -			SCALE:	SHEET NO.	OF SHEETS	STA.	TO STA.	FED. ROAD DIST. NO. 3	ILLINOIS FED. AID PROJECT
		PLOT DATE = 12/22/2010	DATE = 12/17/10			CONTRACT NO. 66409						