
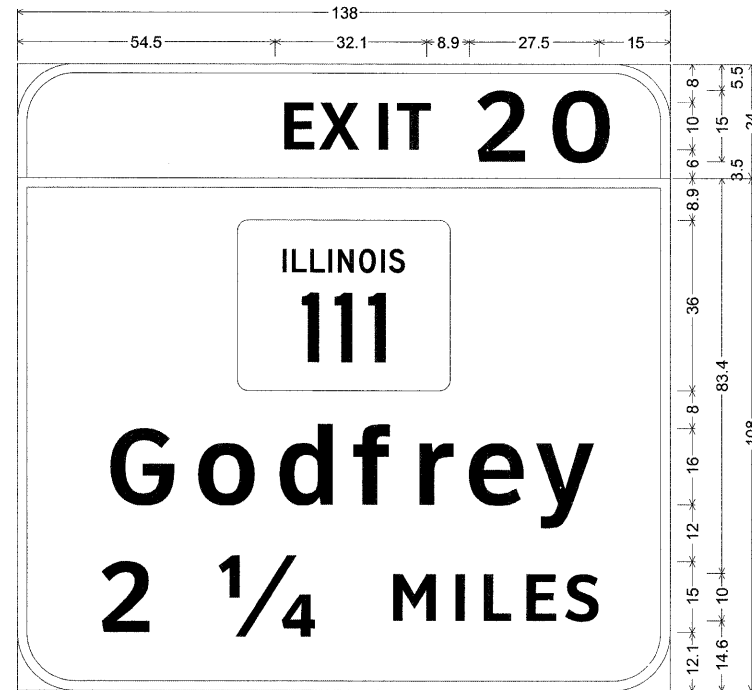


# IL 255 36+000 RT



12.0" Radius, 2.0" Border, White on Green;  
 [EXIT 20] ClearviewHwy-5-W;  
 12.0" Radius, 2.0" Border, White on Green;  
 [Godfrey] ClearviewHwy-5-W; [2 1/4 MILES] ClearviewHwy-5-W;


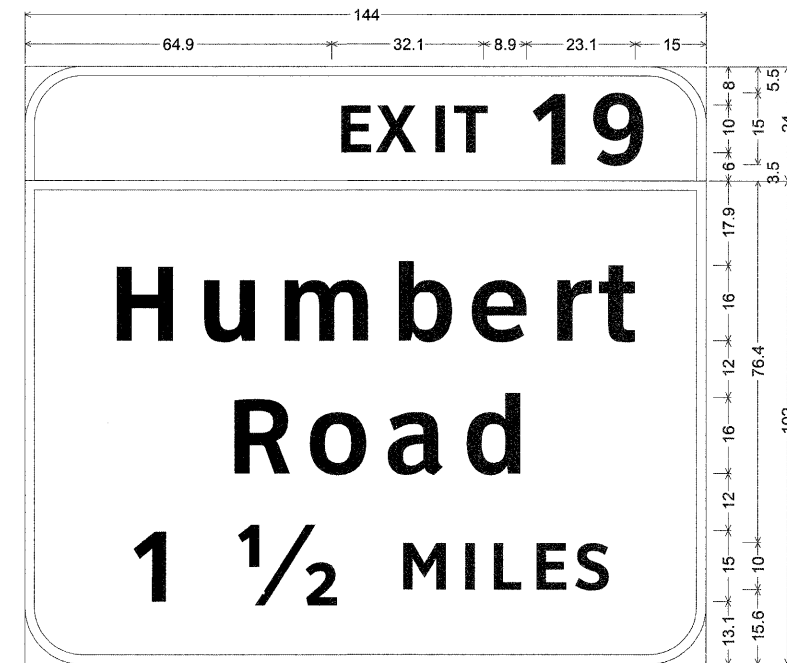
Table of widths and spaces.

54.5	E	6.3	2.2	X	8.6	I	1.9	T	3.0	Z	7.3	O	12.2	15.0
------	---	-----	-----	---	-----	---	-----	---	-----	---	-----	---	------	------

46.5	ILLINOIS	45.0	46.5
------	----------	------	------

17.1	G	13.8	5.1	O	12.4	d	4.8	f	11.6	r	4.7	e	7.7	y	12.5	17.1
------	---	------	-----	---	------	---	-----	---	------	---	-----	---	-----	---	------	------

16.1	2	10.4	14.3	1/4	24.7	M	12.0	I	9.2	L	3.9	E	2.0	S	6.3	7.3	16.1
------	---	------	------	-----	------	---	------	---	-----	---	-----	---	-----	---	-----	-----	------



12.0" Radius, 2.0" Border, White on Green;  
 [EXIT 19] ClearviewHwy-5-W;  
 12.0" Radius, 2.0" Border, White on Green;  
 [Humbert] ClearviewHwy-5-W; [Road] ClearviewHwy-5-W;  
 [1 1/2 MILES] ClearviewHwy-5-W;

Table of widths and spaces.

64.9	E	6.3	2.2	X	8.7	I	2.7	T	1.9	1	3.0	g	7.3	9.9	5.3	10.9	15.0
------	---	-----	-----	---	-----	---	-----	---	-----	---	-----	---	-----	-----	-----	------	------

16.3	H	12.3	6.2	u	10.9	m	6.1	b	18.1	e	6.0	r	11.6	t	5.5	7.3	3.1	7.8	16.3
------	---	------	-----	---	------	---	-----	---	------	---	-----	---	------	---	-----	-----	-----	-----	------

41.2	R	12.0	4.8	o	12.4	a	4.4	d	12.0	4.4	11.6	41.2
------	---	------	-----	---	------	---	-----	---	------	-----	------	------

21.6	1	6.8	14.9	1/2	24.8	M	9.2	I	4.0	L	1.9	E	4.1	S	5.8	3.2	6.4	2.6	7.2	21.6
------	---	-----	------	-----	------	---	-----	---	-----	---	-----	---	-----	---	-----	-----	-----	-----	-----	------