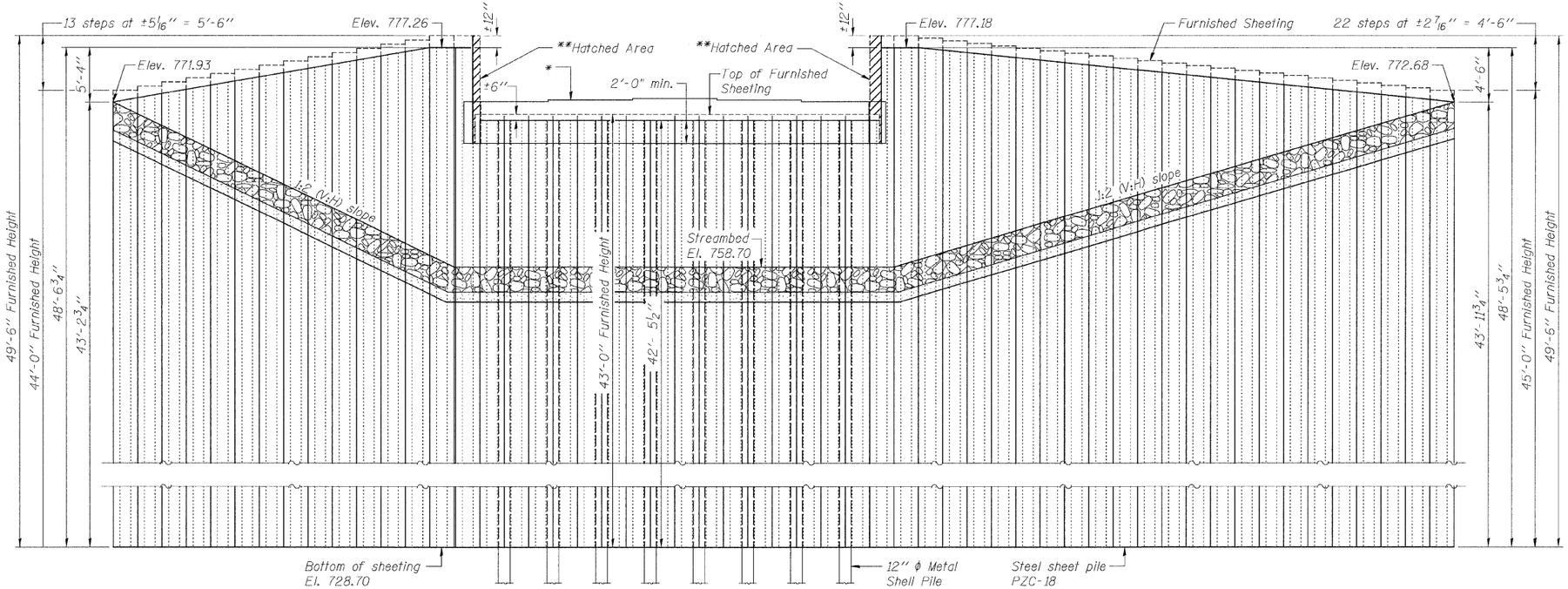

ELEVATION

(Looking South)
(Sheeting shown straight for clarity)

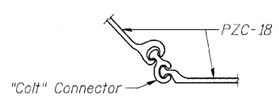

DETAIL "A"

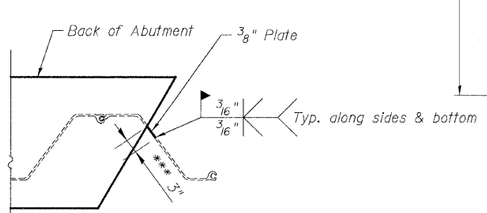

DETAIL "B"

*** Remove portion of this sheet pile at each end of cap to this distance shown.

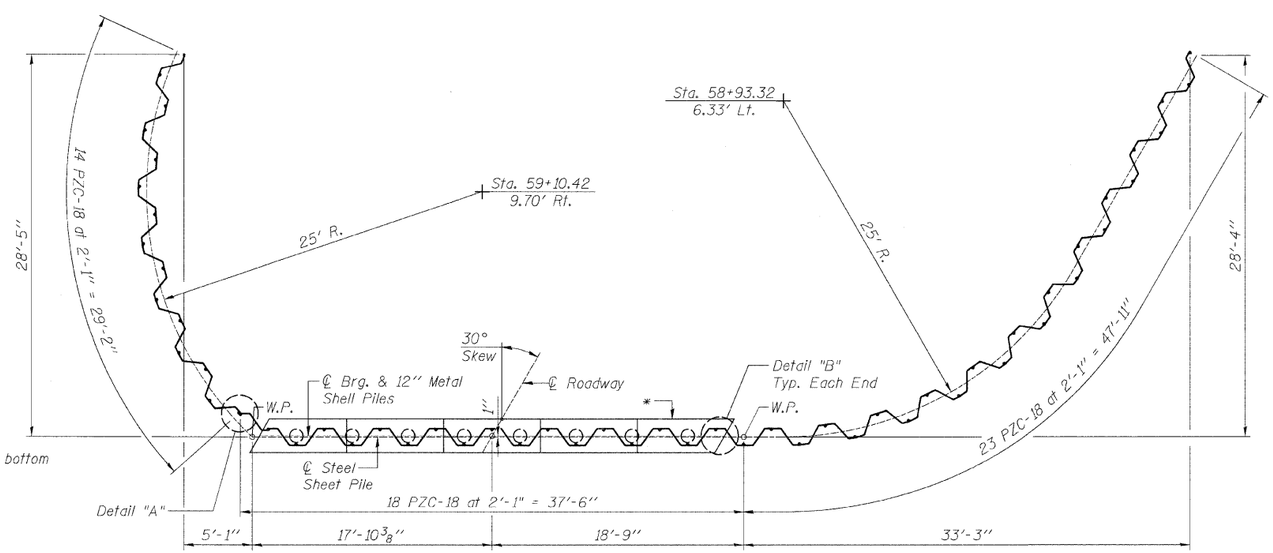

PLAN

BILL OF MATERIAL

Item	Unit	Total
Permanent Steel Sheet Piling	Sq. Ft.	5,233

NOTES

* Abutment cap details not shown for clarity. See Structural Sheet 10 of 17 for details.

** After sheeting is driven the Contractor shall cut a notch in the sheeting as shown, then form & pour the reinforced concrete abutment cap, then lastly place a 3/8" thick plate in the gap for tight fit and weld. See Detail "B". Cost for this work shall be included in the contract unit price per Square Foot for Permanent Steel Sheet Piling.

The Contractor shall be paid for furnished sheeting as shown and Contractor shall drive the sheeting an extra 6" if top is not damaged, as directed by the Engineer.

FILE NAME = S:\PROJECTS\2012\1051D10_Bureau_CH11\DESIGN\STRUCT\Drawings\1051D10SAbutSheetPile1ayout.dgn

USER NAME =	DESIGNED - M. C. WAGNER	REVISED -	
	CHECKED - B. K. CONVERSE	REVISED -	
PLOT SCALE =	DRAWN - F. D. LACHAT	REVISED -	
PLOT DATE =	CHECKED - M. A. CACKLEY	REVISED -	

BUREAU COUNTY
F.A.S. 184 (C.H. 11) OVER BIG BUREAU CREEK
STATION 59+75

SOUTH ABUTMENT SHEET PILE LAYOUT
STRUCTURE NO. 006-3032
STRUCTURAL SHEET NO. 11 OF 17 SHEETS

F.A.S. RTE.	SECTION	COUNTY	TOTAL SHEETS	SHEET NO.
184	08-00211-00-BR	BUREAU	31	20
	WHA* 1051D10	CONTRACT NO. 87462		
	ILLINOIS	FED. AID PROJECT BRS-0184(107)		